

US00D933395S

(12) **United States Design Patent** (10) **Patent No.:** **US D933,395 S**
Cai (45) **Date of Patent:** **** Oct. 19, 2021**

(54) **STICKER FOR CARPET**
(71) Applicant: **Chuyan Cai**, Shenzhen (CN)
(72) Inventor: **Chuyan Cai**, Shenzhen (CN)
(**) Term: **15 Years**
(21) Appl. No.: **29/761,373**
(22) Filed: **Dec. 9, 2020**
(51) **LOC (13) Cl.** **06-11**
(52) **U.S. Cl.**
USPC **D6/592**
(58) **Field of Classification Search**
USPC D6/582, 583, 585, 587-579, 591, 592,
D6/596, 597, 609; D7/388; D14/458;
D19/9, 10; D20/10, 22, 28, 40, 43;
D21/792; D23/261, 310; D30/118;
D32/56, 57
CPC A47G 27/0206; A47G 27/0212; A47G
27/0225; A47G 27/0237; A47K 3/002;
A63B 21/4037; A63B 6/00
See application file for complete search history.

(56) **References Cited**

U.S. PATENT DOCUMENTS

D203,962 S * 3/1966 Taylor A47F 7/281
D20/43
D338,797 S * 8/1993 Huls D6/596
5,365,616 A * 11/1994 Morad E03D 9/032
4/222
D370,938 S * 6/1996 Roach D20/10
D427,295 S * 6/2000 Wagner D23/307
D454,236 S * 3/2002 Kaplan A01N 25/34
D30/118
D464,122 S * 10/2002 Mangan E03D 13/005
D23/261
D572,765 S 7/2008 Winningham
7,921,479 B2 * 4/2011 Hunter C11D 17/0056
4/309
D659,193 S 5/2012 Newman

D695,991 S * 12/2013 Planet C11D 17/0056
4/309
8,856,977 B2 * 10/2014 Ramirez E03D 13/005
4/309
D768,945 S 10/2016 Chen
D801,440 S * 10/2017 Pavelsky D21/455
D840,722 S * 2/2019 Amrine A47F 7/281
D3/11
D841,359 S * 2/2019 Crevier E03D 9/032
D21/455
D850,096 S * 6/2019 Kaplan D3/11
D921,761 S * 6/2021 Gardner A47F 7/281
D20/43
2010/0183694 A1 * 7/2010 Burke A01N 25/34
424/411

(Continued)

OTHER PUBLICATIONS

Non-Slip Rug Grippers by Inmorven. Sold on Amazon.com. May 13, 2021. Accessed on Aug. 14, 2021. (Year: 2021).*

(Continued)

Primary Examiner — Vy N Koenig
Assistant Examiner — Clare Ann Gannon

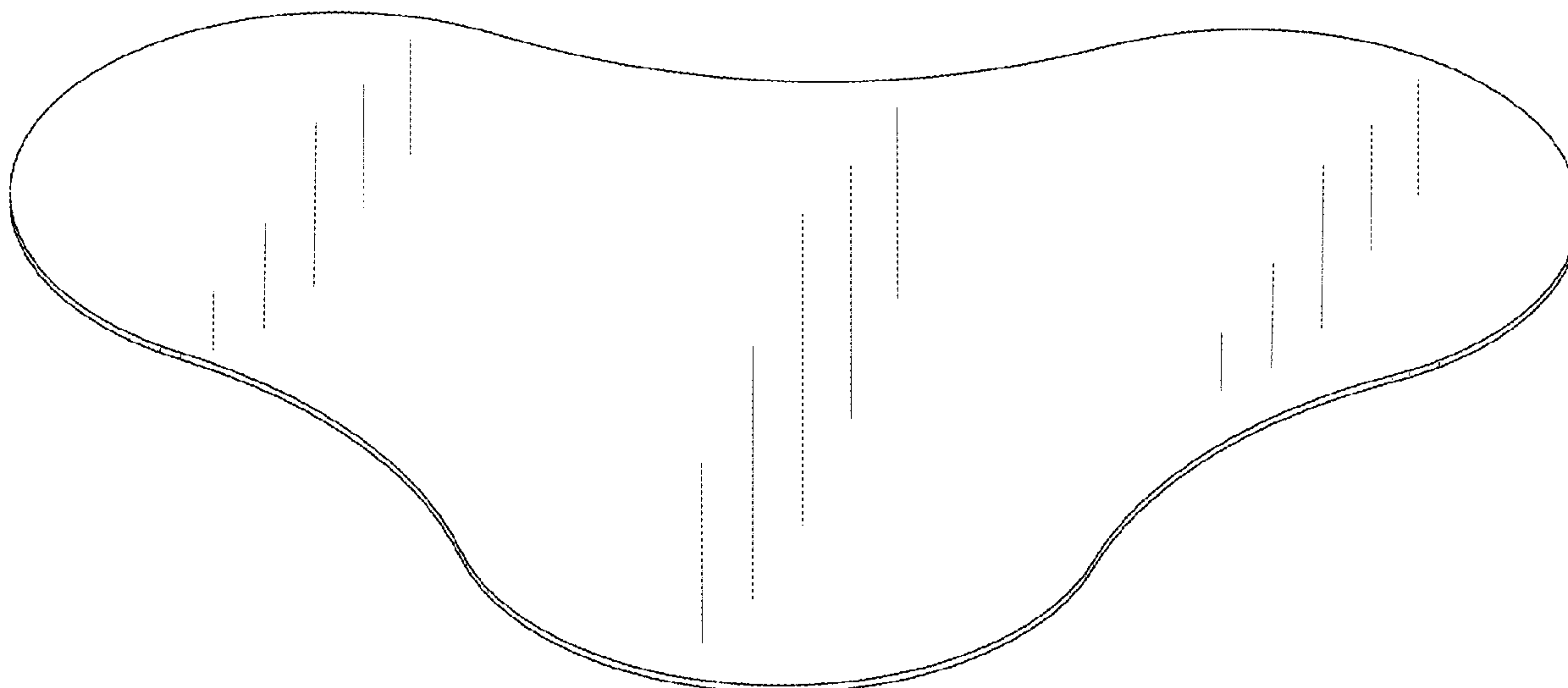
(57) **CLAIM**

The ornamental design for a sticker for carpet, as shown and described.

DESCRIPTION

FIG. 1 is a first perspective view of a sticker for carpet showing my new design;
FIG. 2 is a second perspective view thereof;
FIG. 3 is a front view thereof;
FIG. 4 is a back view thereof;
FIG. 5 is a left side view thereof;
FIG. 6 is a right side view thereof;
FIG. 7 is a top view thereof; and,
FIG. 8 is a bottom view thereof.

1 Claim, 8 Drawing Sheets



(56)

References Cited

U.S. PATENT DOCUMENTS

2017/0318997 A1* 11/2017 Amrine A47F 7/281
211/74

OTHER PUBLICATIONS

Rug Gripper by Rosemax. Sold on Amazon.com. Jun. 15, 2021.
Accessed on Aug. 14, 2021. (Year: 2021).*

Rug Gripper by PTZOUUT. Sold on Amazon.com. May 1, 2021.
Accessed on Aug. 14, 2021. (Year: 2021).*

Non Slip Rug Grippers by LHEOZSN. Sold on Amazon.com. Apr.
7, 2021. Accessed on Aug. 14, 2021. (Year: 2021).*

* cited by examiner

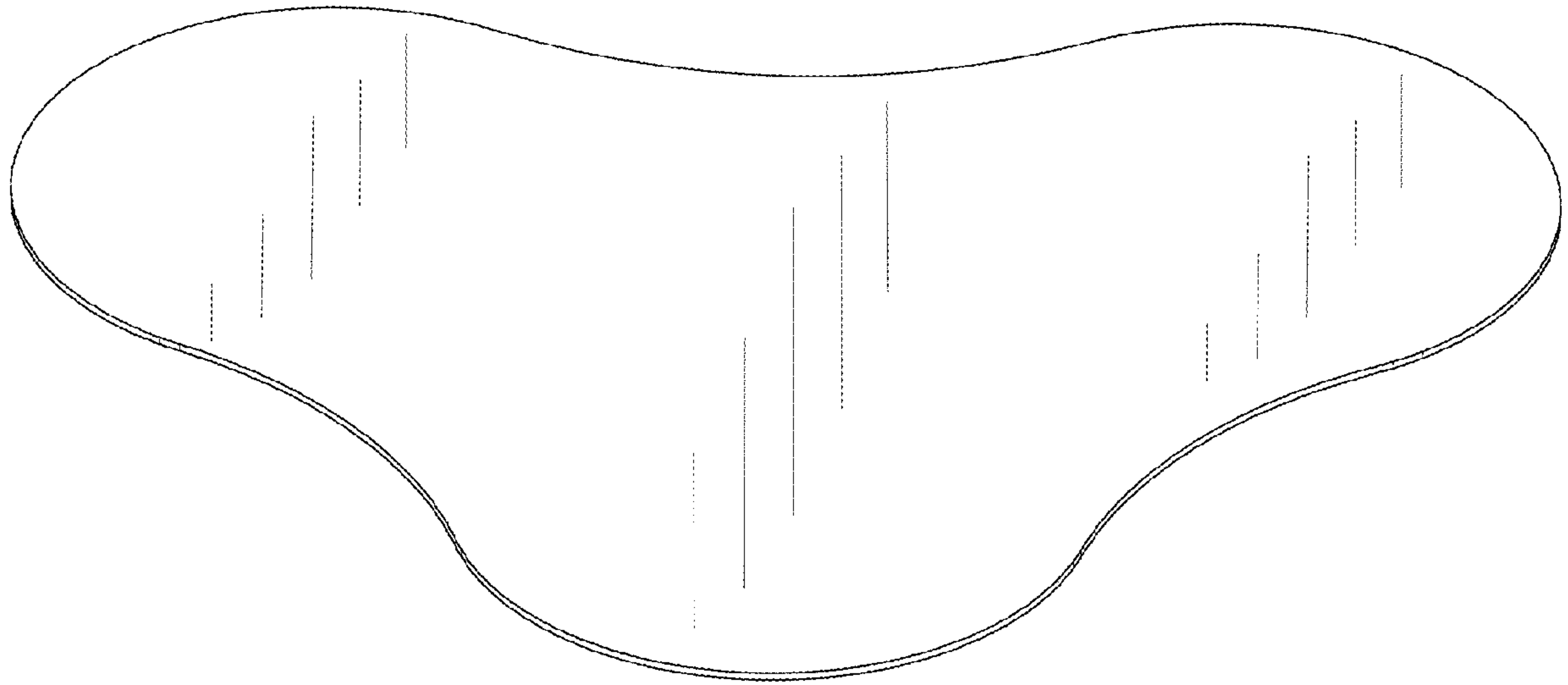


FIG. 1

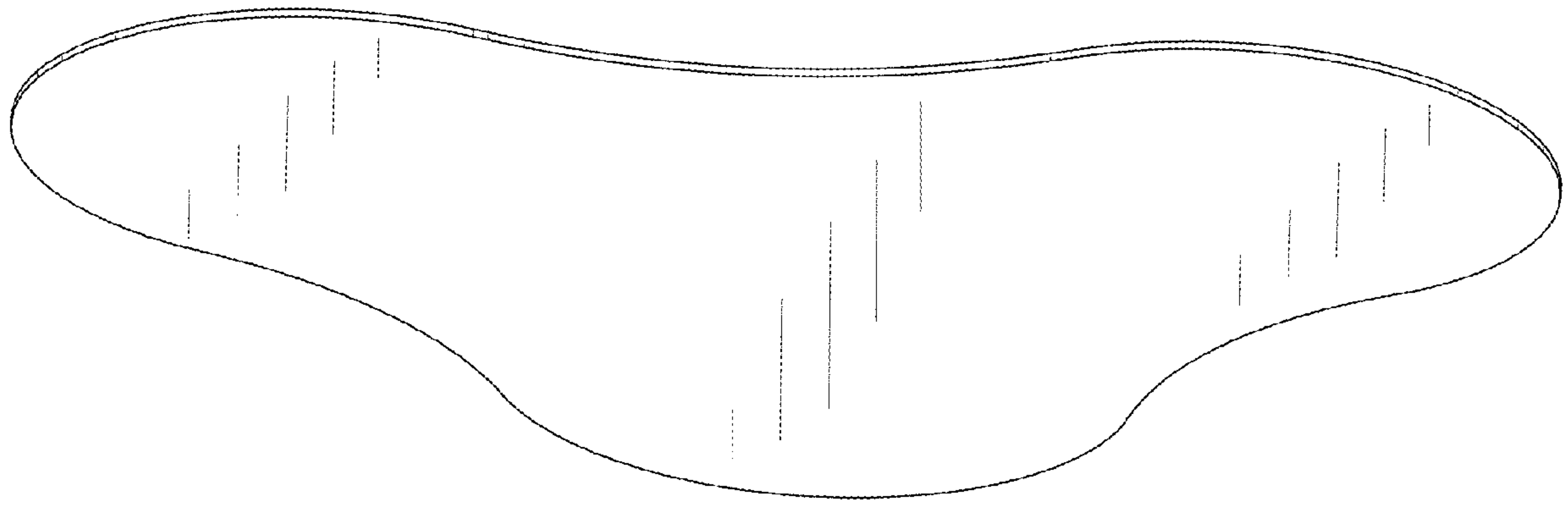


FIG. 2

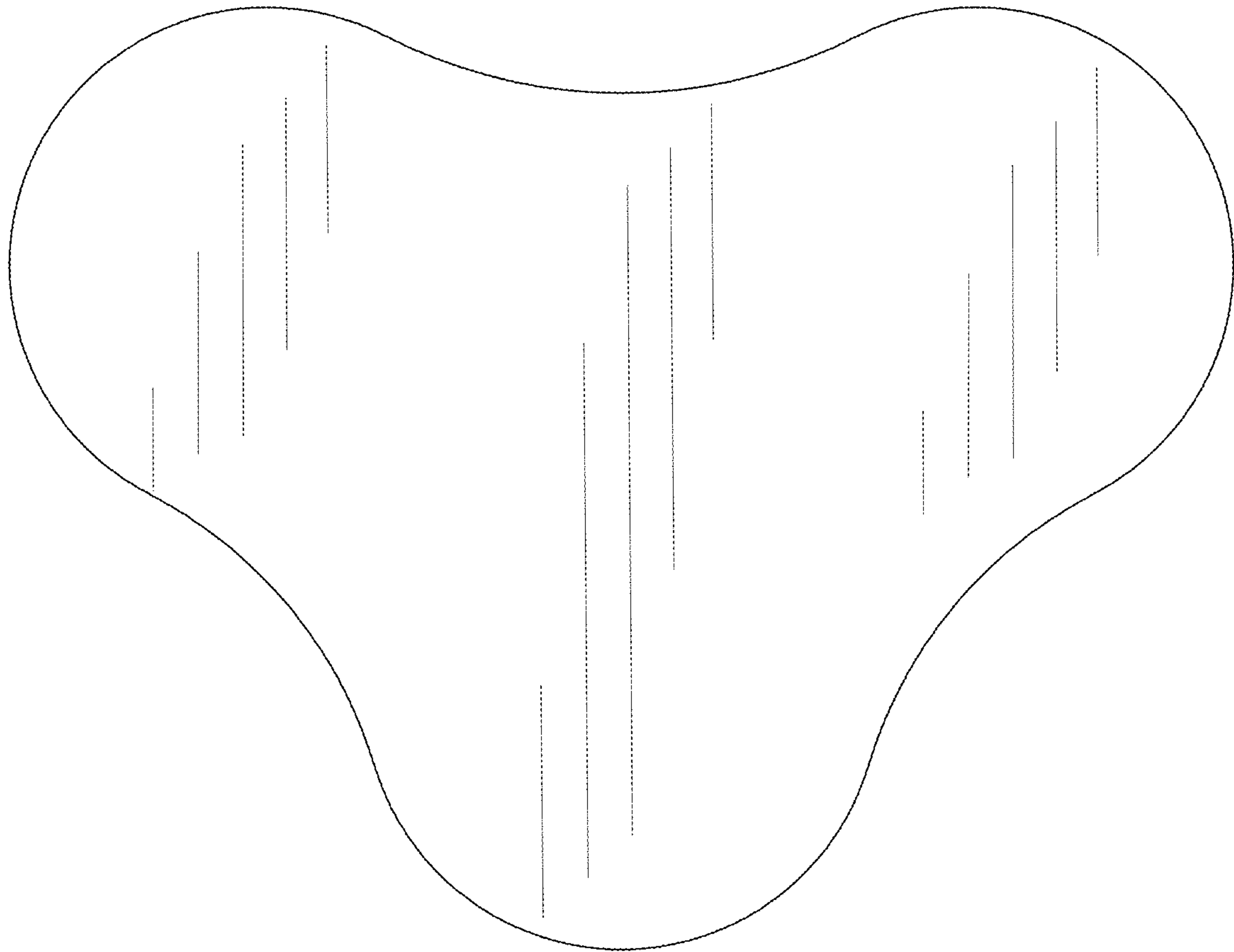


FIG. 3

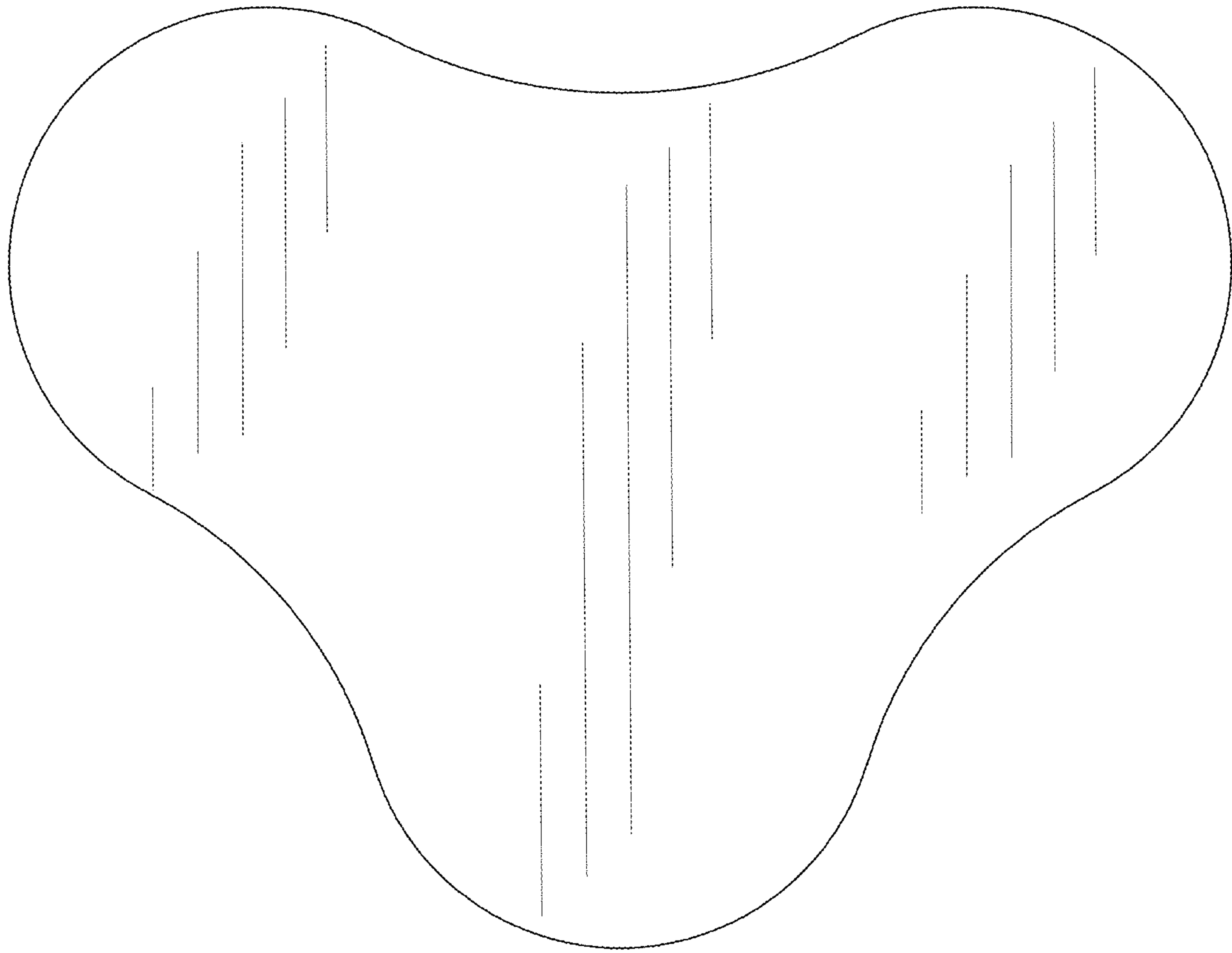


FIG. 4



FIG. 5




FIG. 6




FIG. 7




FIG. 8