



US00D933393S

(12) **United States Design Patent** (10) **Patent No.:** **US D933,393 S**  
**Tan** (45) **Date of Patent:** **\*\* Oct. 19, 2021**

(54) **VASE**  
(71) Applicant: **MENU A/S**, Nordhavn (DK)  
(72) Inventor: **Gabriel Tan**, Singapore (SG)  
(73) Assignee: **MENU A/S**  
(\*\*) Term: **15 Years**  
(21) Appl. No.: **29/687,947**  
(22) Filed: **Apr. 17, 2019**

(30) **Foreign Application Priority Data**  
Oct. 18, 2018 (WO) ..... 76408  
Oct. 18, 2018 (WO) ..... 76415  
Oct. 18, 2018 (WO) ..... 76416  
Oct. 18, 2018 (WO) ..... 76419  
(51) **LOC (13) Cl.** ..... **06-04**  
(52) **U.S. Cl.**  
USPC ..... **D6/556; D11/146**  
(58) **Field of Classification Search**  
USPC .... D6/329, 657, 661, 61.3, 668, 675.2, 702,  
D6/705.1, 708.1, 708.23, 710, 556;  
D7/355, 552.2, 558, 584, 587, 602, 388,  
D7/506, 540, 604, 605, 608, 323, 354;  
D11/143, 152, 153  
CPC ..... A47J 41/0077; A47J 27/00; A47J 27/002;  
A47J 27/21; A47J 36/06; A47J 36/12;  
A47J 36/24; A47J 37/00; A47J 37/10;  
A47J 37/101; A47J 37/103; A47J 37/12;  
A47J 45/061; A47J 45/071; A47J 45/08;  
A47G 19/12  
See application file for complete search history.


(56) **References Cited**  
U.S. PATENT DOCUMENTS  
D132,560 S \* 5/1942 Sawyer ..... D11/153  
D384,142 S \* 9/1997 Racinelli ..... D23/366  
D384,143 S \* 9/1997 Racinelli ..... D23/366  
D390,499 S \* 2/1998 Durham ..... D11/143  
D446,688 S \* 8/2001 Vanello ..... D7/601  
D653,892 S \* 2/2012 Felduto ..... D6/556  
D773,955 S \* 12/2016 Park ..... D11/146  
D817,062 S \* 5/2018 Buzzard ..... D7/316  
D836,936 S \* 1/2019 Jeppson ..... D6/403  
D850,918 S \* 6/2019 Kuma ..... D9/504  
D891,851 S \* 8/2020 Joyner ..... D7/355  
D896,123 S \* 9/2020 Fernandez ..... D11/152  
\* cited by examiner

*Primary Examiner* — Abraham Bahta  
(74) *Attorney, Agent, or Firm* — McAndrews, Held & Malloy, Ltd.

(57) **CLAIM**  
The ornamental design for a vase, as shown and described.

**DESCRIPTION**  
FIG. 1 is a perspective view of a vase showing my new design according to a first embodiment;  
FIG. 2 is a front view thereof;  
FIG. 3 is a side view thereof;  
FIG. 4 is a perspective view of a vase showing my new design according to a second embodiment;  
FIG. 5 is a front view thereof; and,  
FIG. 6 is a side view thereof.  
Views of the vase not shown form no part of the claimed design.

**1 Claim, 6 Drawing Sheets**



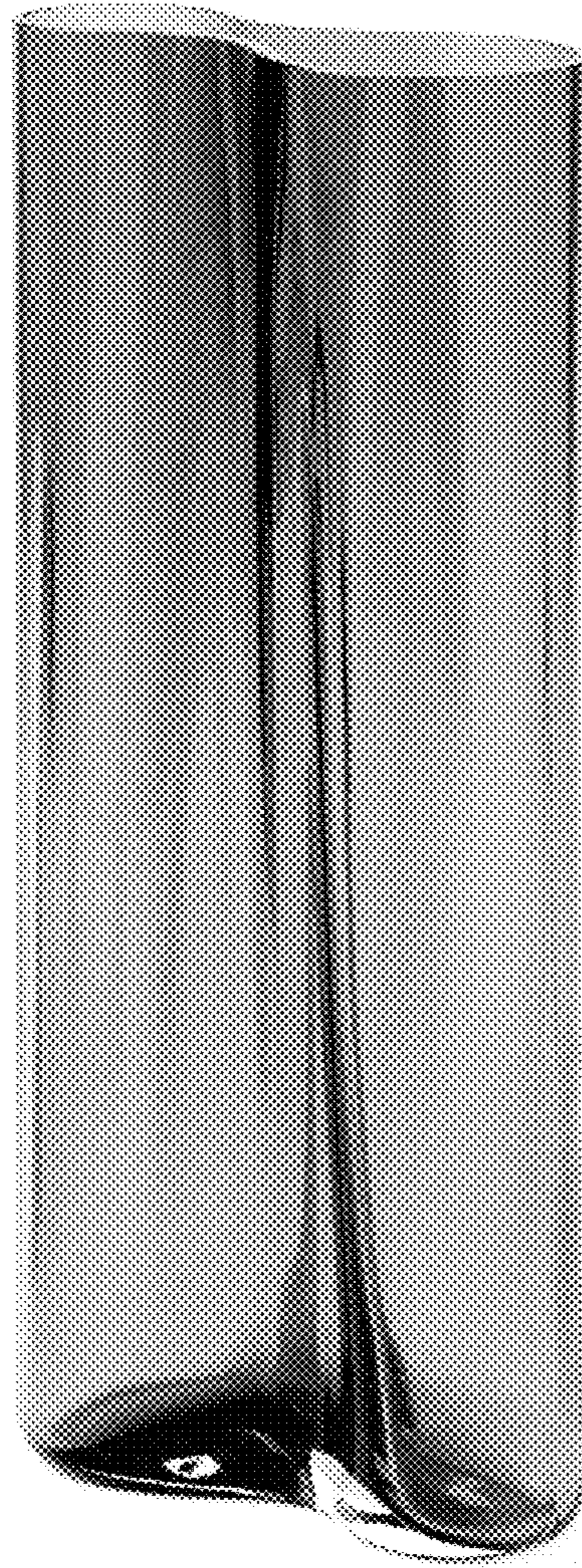


FIG. 1

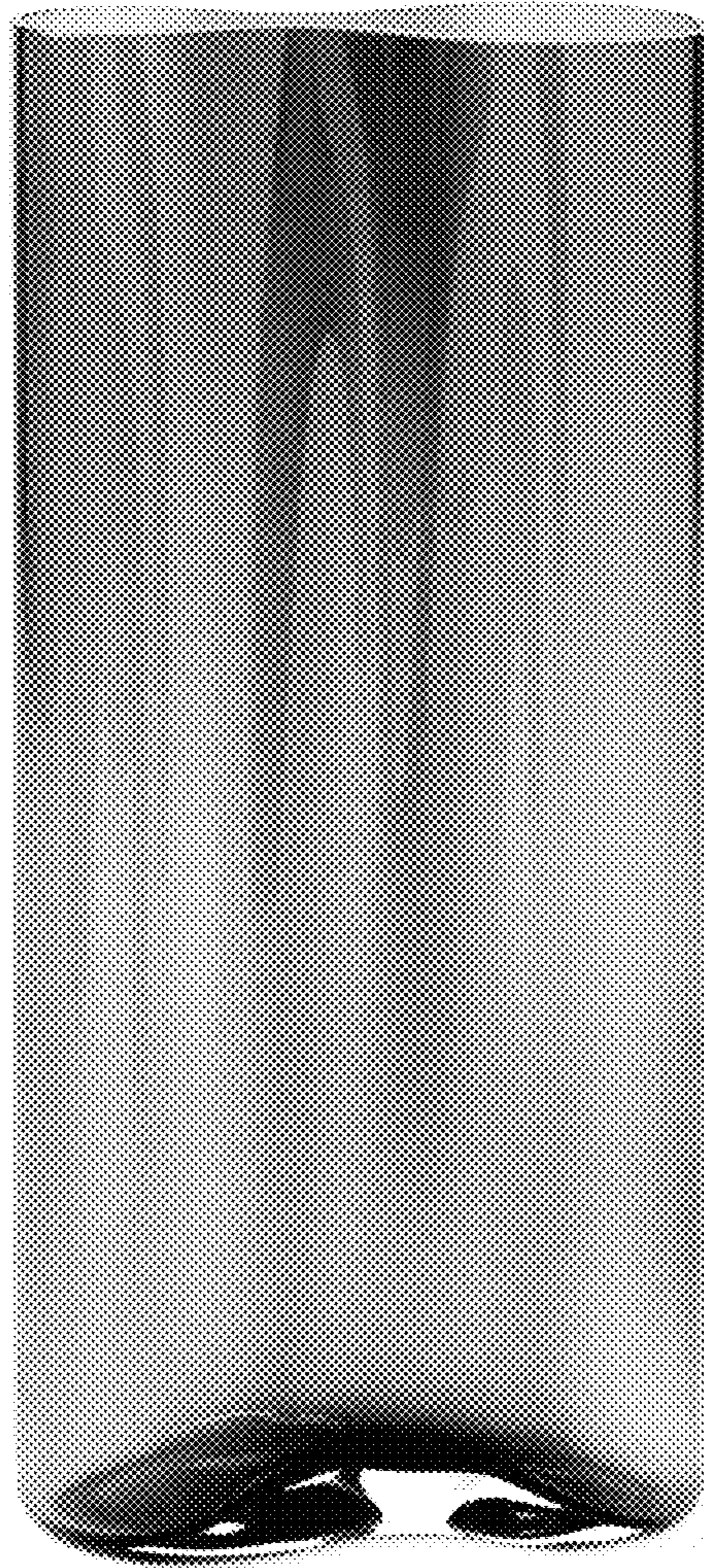


FIG. 2




FIG. 3

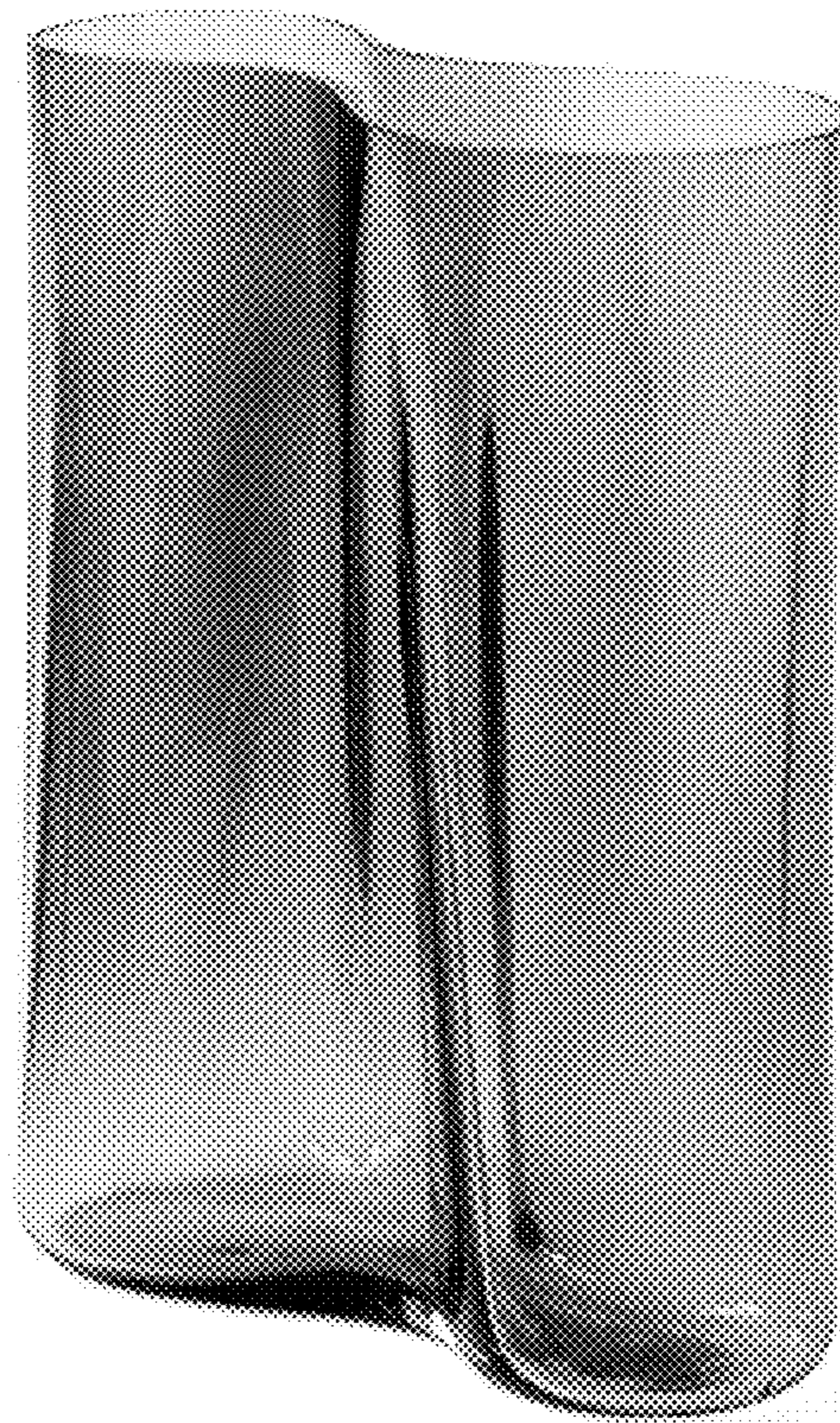


FIG. 4

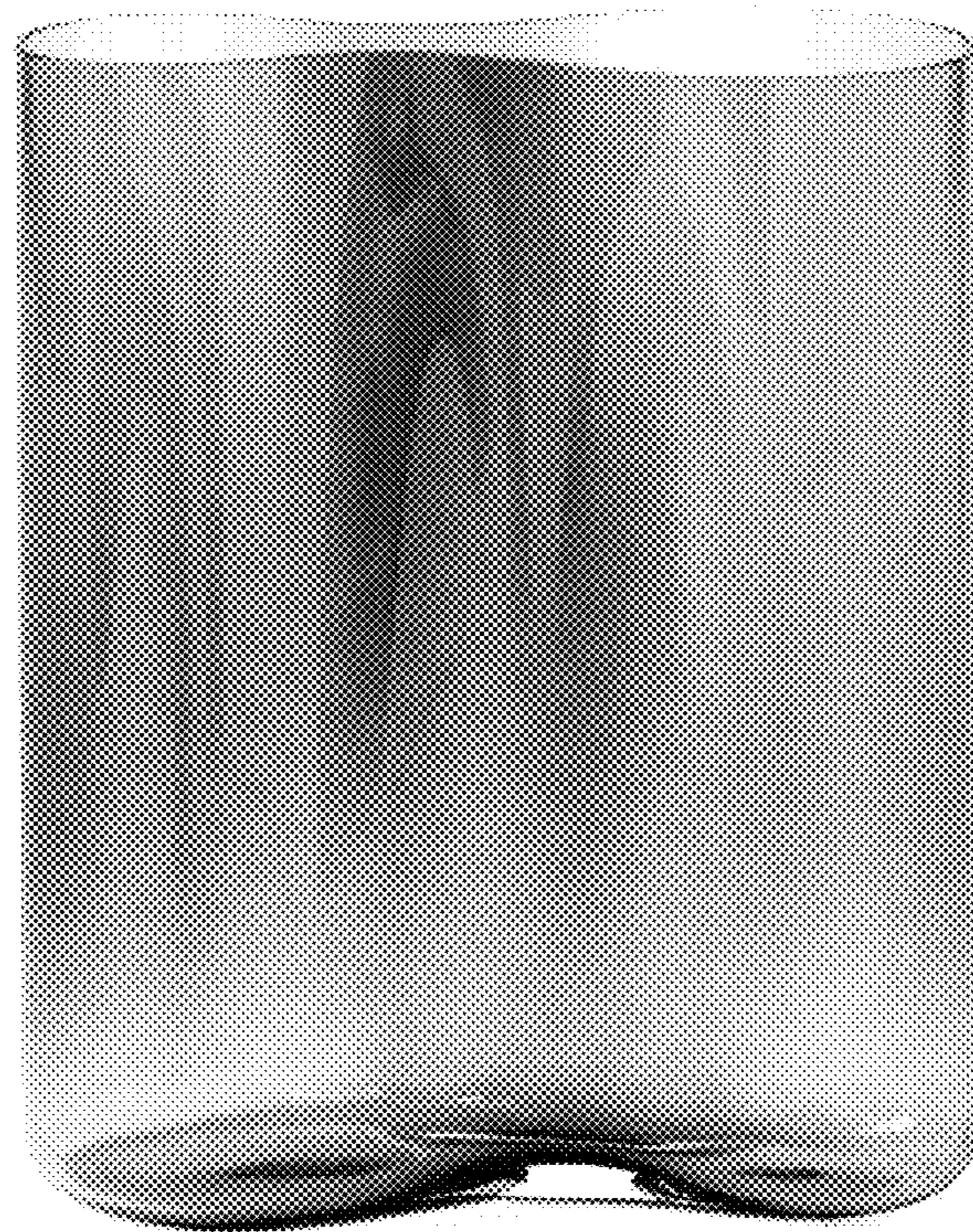


FIG. 5




FIG. 6