



US00D933361S

(12) **United States Design Patent** (10) **Patent No.:** **US D933,361 S**
Tzortzinakis (45) **Date of Patent:** **** Oct. 19, 2021**

(54) **LAUNDRY BAG SHAPED LIKE A SOCK**
(71) Applicant: **John Tzortzinakis**, Hazlet, NJ (US)
(72) Inventor: **John Tzortzinakis**, Hazlet, NJ (US)
(**) Term: **15 Years**
(21) Appl. No.: **29/685,896**

8,640,506 B1 2/2014 Grear et al.
D721,472 S * 1/2015 Solsona D2/910
D722,422 S * 2/2015 Solsona D2/910
D785,912 S * 5/2017 Velazquez D2/909
D825,152 S * 8/2018 Will D2/900
2003/0179958 A1 9/2003 Chiang et al.
2005/0129337 A1 6/2005 Sabounjian
2007/0044343 A1 * 3/2007 Harris A43B 9/00
36/7.1 R

(22) Filed: **Apr. 1, 2019**
(51) **LOC (13) Cl.** **03-01**
(52) **U.S. Cl.**
USPC **D3/271.4**
(58) **Field of Classification Search**
USPC D3/234, 238, 269, 270, 271.1, 271.4,
D3/909, 946, 980, 983; D32/35, 36
CPC D06F 95/006; A45C 3/12; A45C 1/024
See application file for complete search history.

FOREIGN PATENT DOCUMENTS

WO 0222940 A1 3/2002
* cited by examiner

Primary Examiner — Kevin K Rudzinski
Assistant Examiner — Amber J Rabie
(74) *Attorney, Agent, or Firm* — Carter, DeLuca & Farrell
LLP; George Likourezos

(56) **References Cited**

U.S. PATENT DOCUMENTS

1,572,605 A 2/1926 Howe
2,625,973 A 1/1953 Weldon
D294,757 S 3/1988 Kahane et al.
D311,807 S * 11/1990 Pacanowsky D2/910
5,067,260 A * 11/1991 Jenkins, Jr. A43B 3/02
36/7.1 R
D343,043 S * 1/1994 Campbell D2/897
D404,177 S * 1/1999 Lewis D32/36
6,038,748 A 3/2000 Durney et al.
D428,686 S * 8/2000 D'Andrea D2/909
D437,117 S * 2/2001 Pinkhasov D3/201
D455,894 S * 4/2002 Overfield D2/900
7,004,631 B1 2/2006 Egashira et al.
7,185,801 B2 3/2007 Session, Sr.
D646,883 S * 10/2011 Wang D2/980
D667,201 S * 9/2012 Deslouches A43B 9/00
D2/909
D698,139 S * 1/2014 Wang A43B 3/16
D2/980

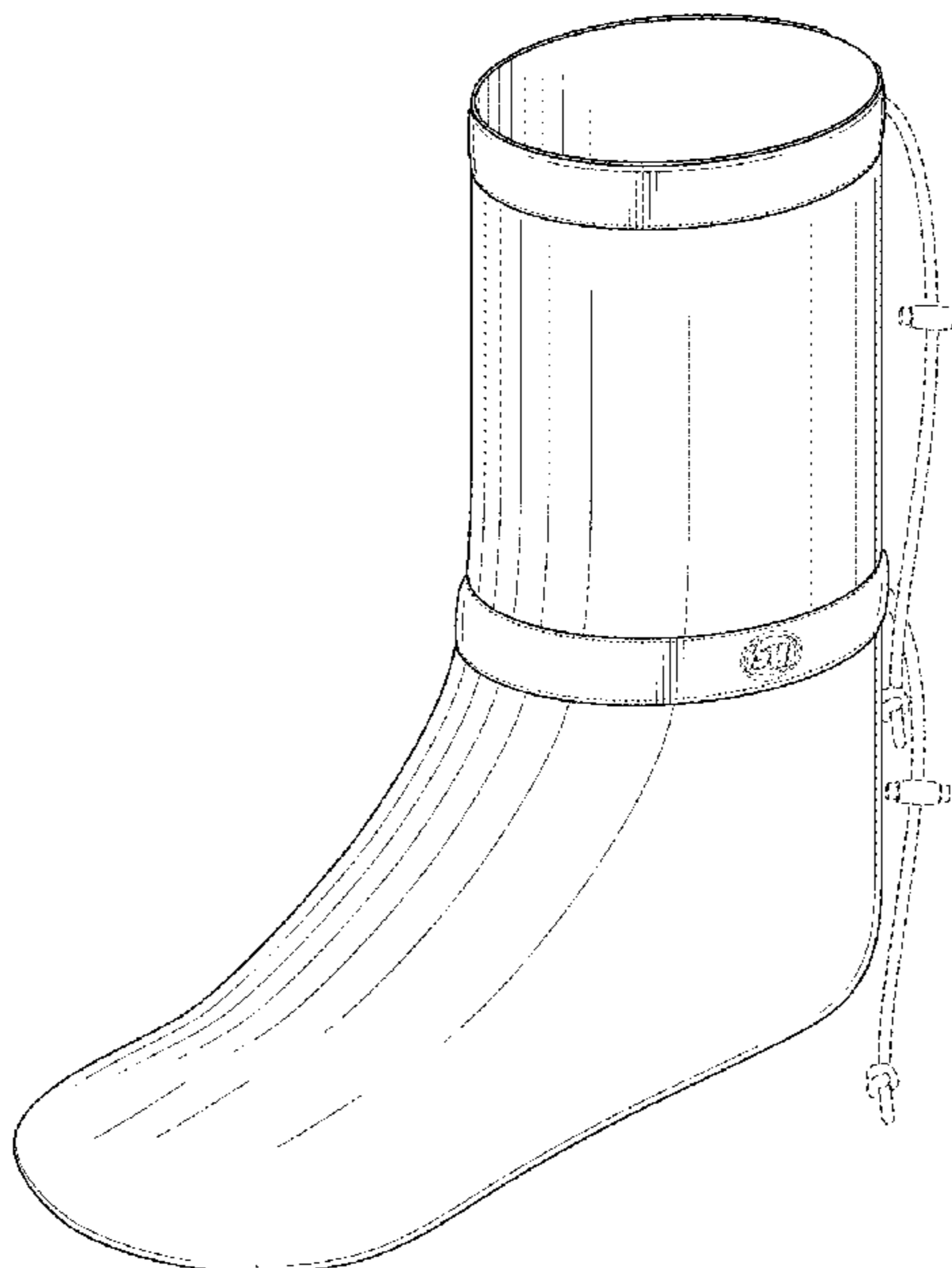
(57) **CLAIM**

The ornamental design for a laundry bag shaped like a sock,
as shown and described.

DESCRIPTION

FIG. 1 is a perspective view of the laundry bag shaped like a sock in accordance with the present design with the drawstrings shown in broken lines;
FIG. 2 is a front side view thereof;
FIG. 3 is a back side view thereof;
FIG. 4 is a left side view thereof;
FIG. 5 is a right side view thereof;
FIG. 6 is a top view thereof; and,
FIG. 7 is a bottom view thereof.
The broken lines showing drawstrings and a logo represent portions of the article that form no part of the claimed design. The parallel broken lines around the bands show stitching that forms no part of the claimed design.

1 Claim, 4 Drawing Sheets



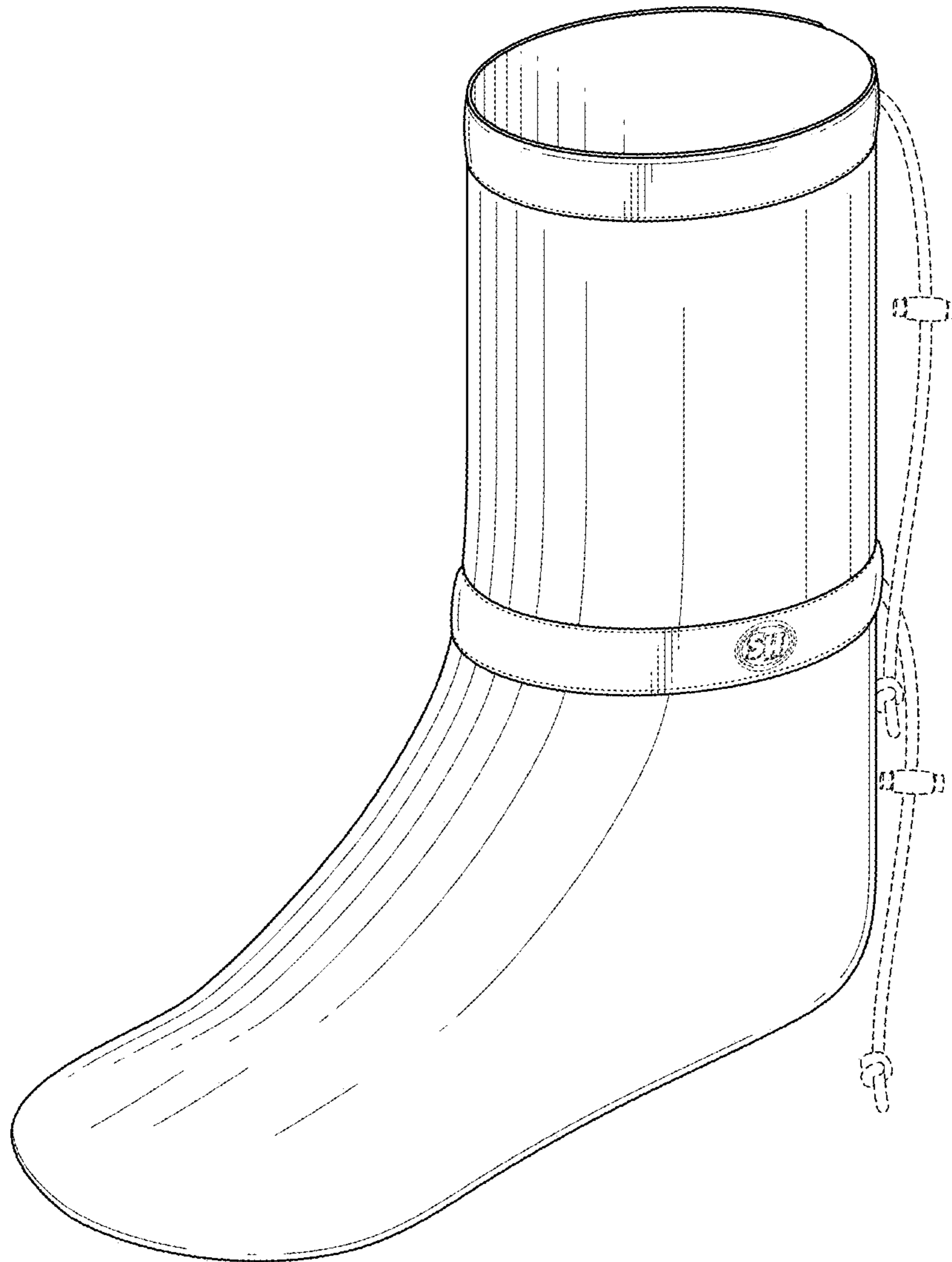


FIG. 1

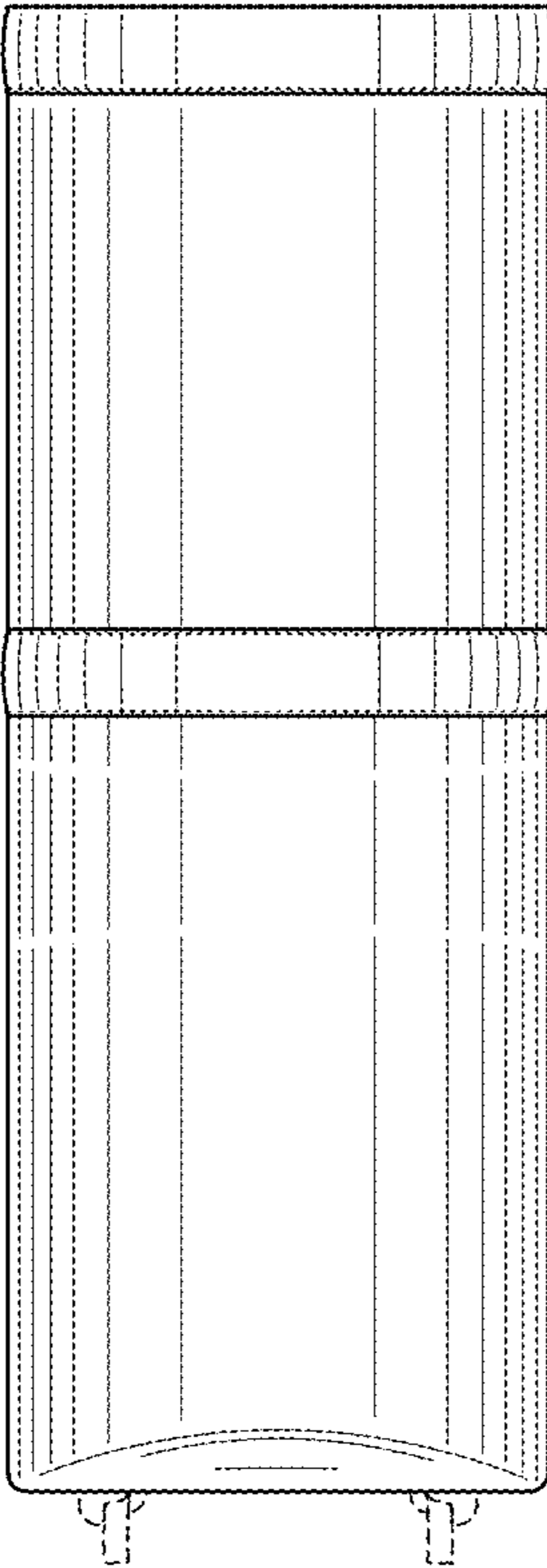


FIG. 2

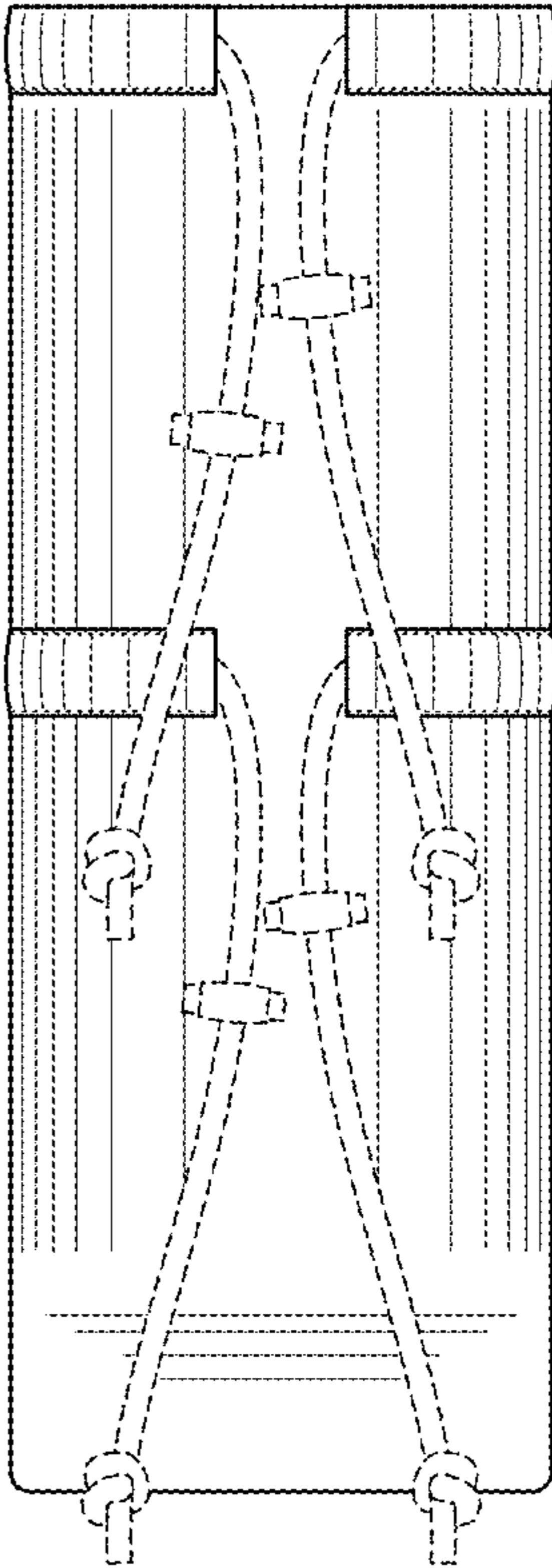


FIG. 3

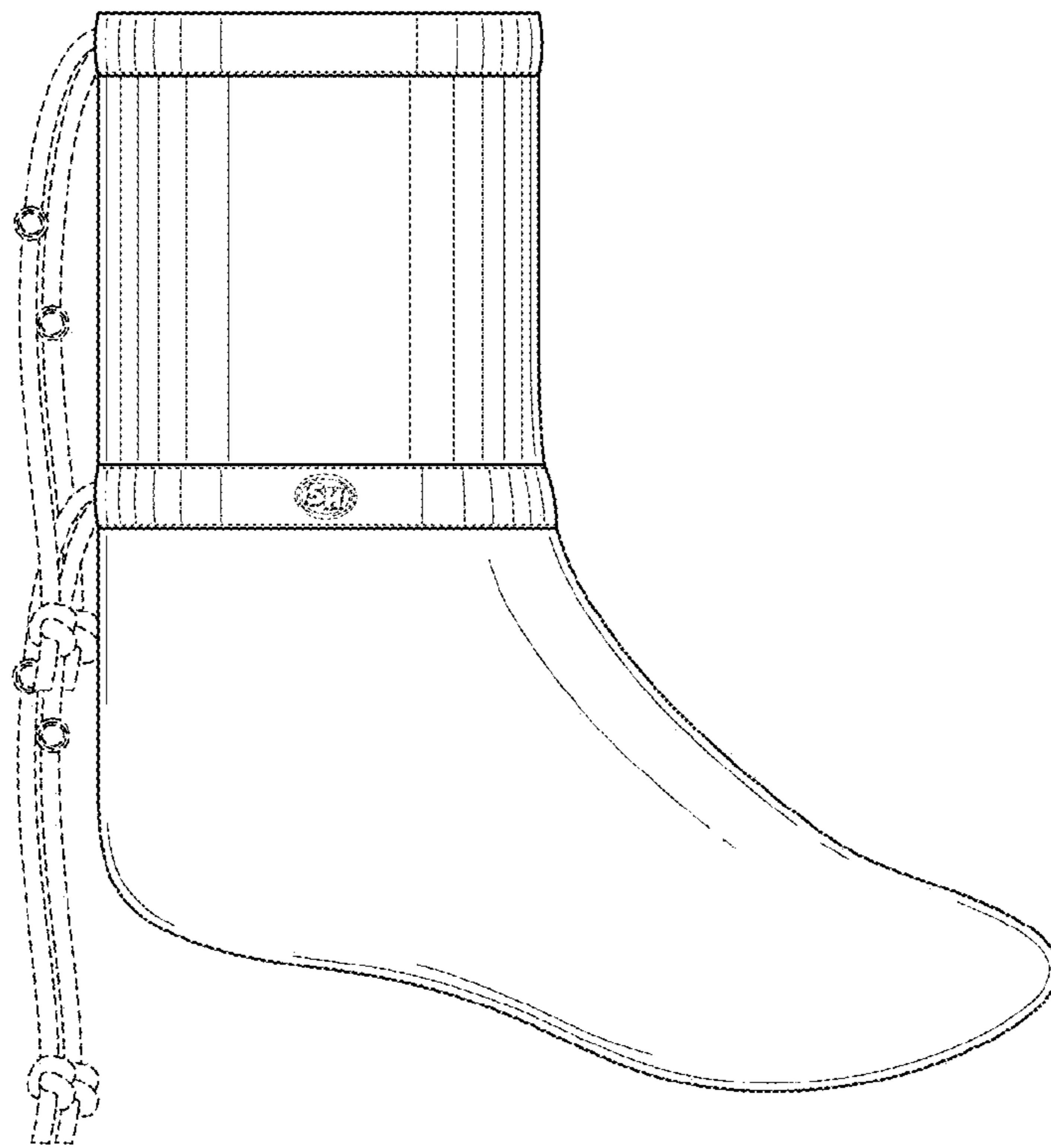


FIG. 4

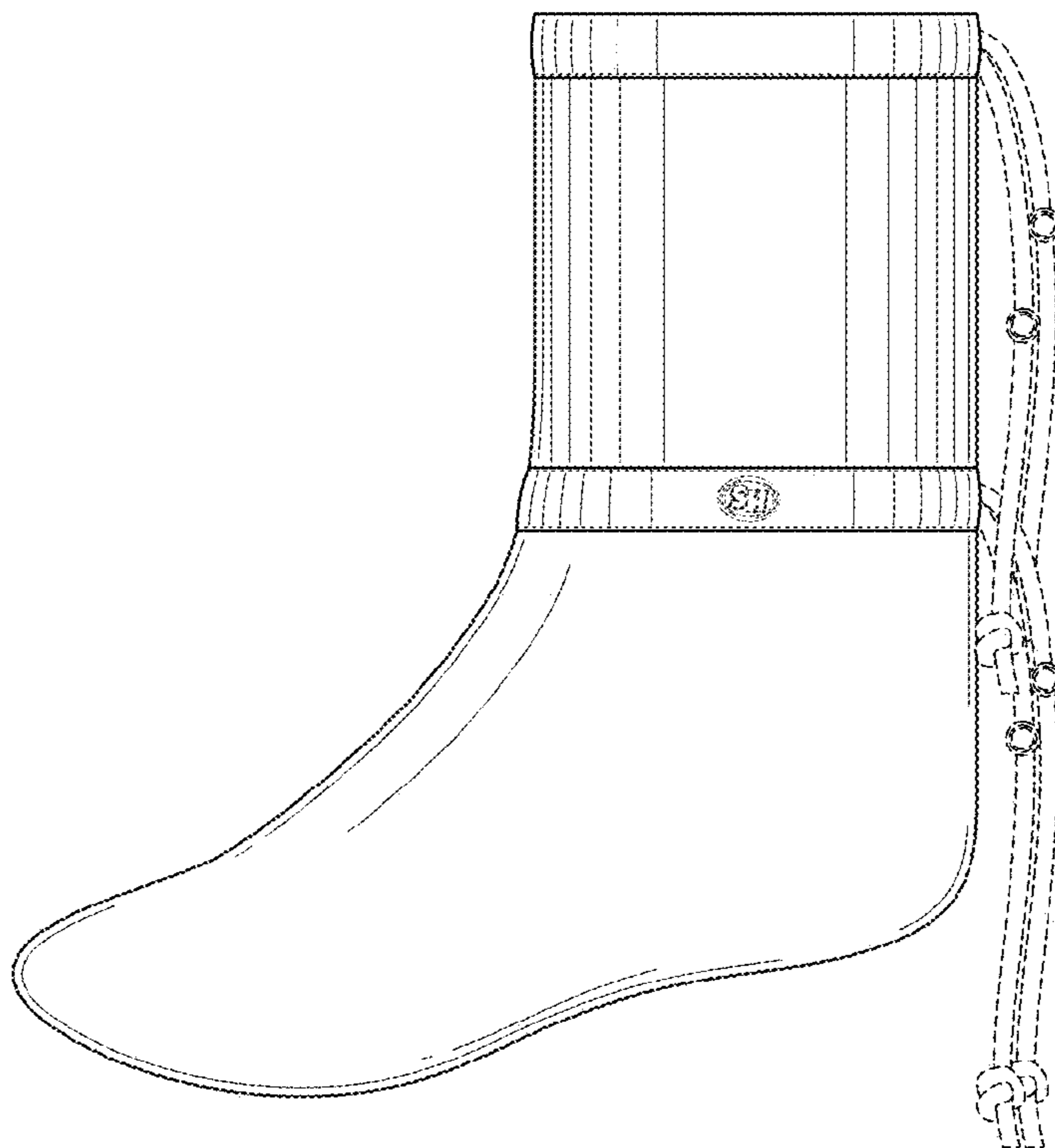


FIG. 5

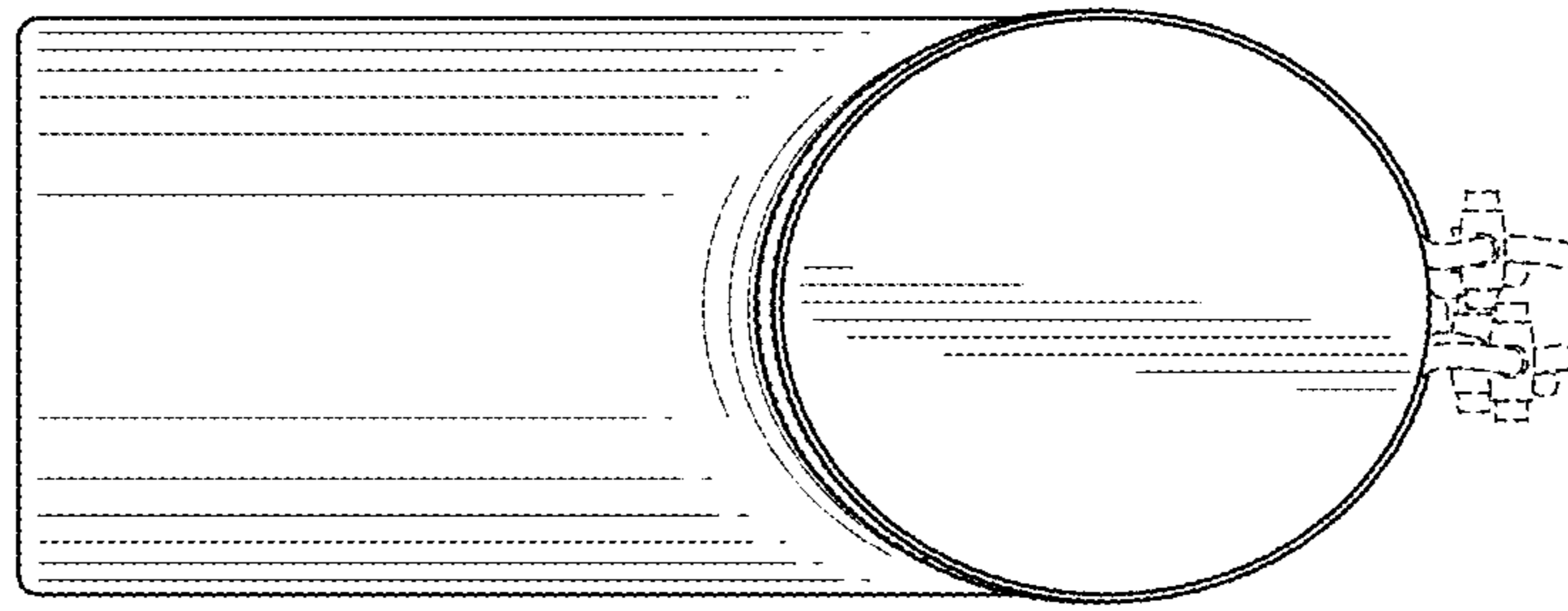


FIG. 6

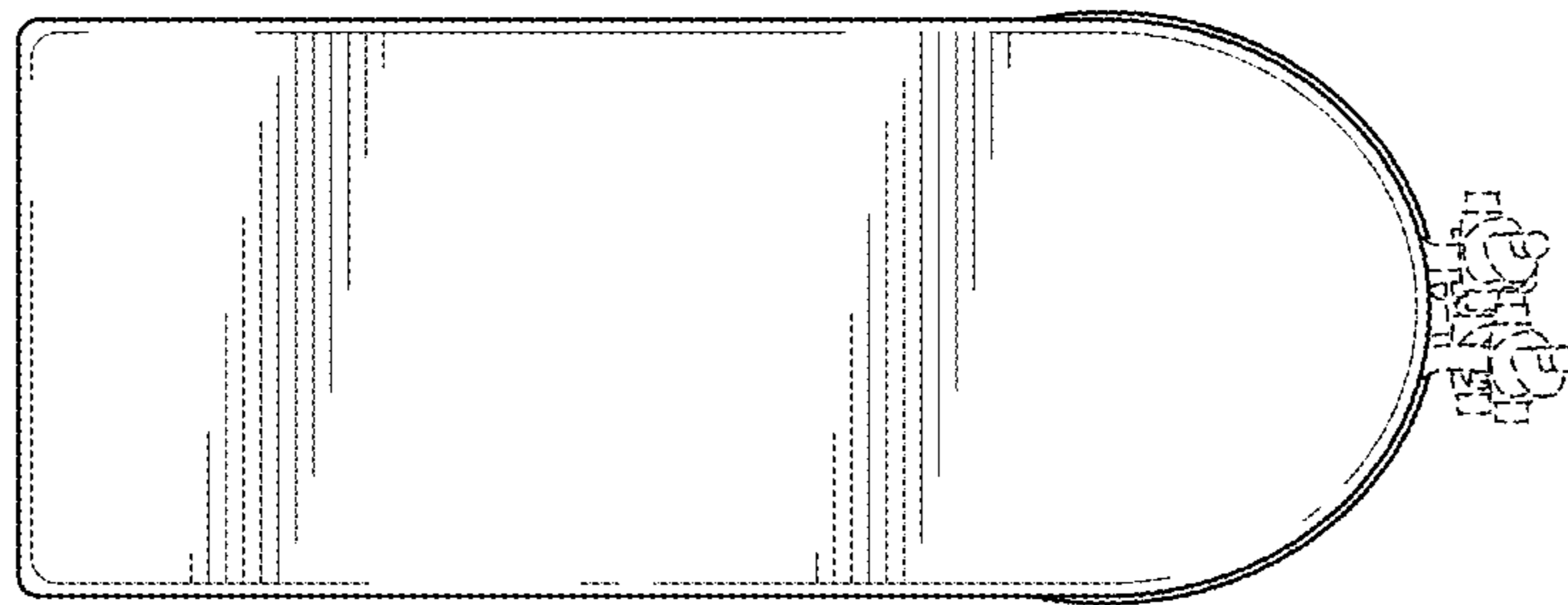


FIG. 7