



US00D933345S

(12) **United States Design Patent** (10) **Patent No.:** **US D933,345 S**
Mahoney (45) **Date of Patent:** **** Oct. 19, 2021**

(54) **FOOTWEAR SOLE**
(71) Applicant: **Saucony, Inc.**, Waltham, MA (US)
(72) Inventor: **Christopher J. Mahoney**, Concord, MA (US)
(73) Assignee: **Saucony, Inc.**, Waltham, MA (US)
(**) Term: **15 Years**
(21) Appl. No.: **29/716,070**
(22) Filed: **Dec. 6, 2019**
(51) **LOC (13) Cl.** **02-04**
(52) **U.S. Cl.**
USPC **D2/952; D2/951; D2/953; D2/960**
(58) **Field of Classification Search**
USPC D2/902, 906, 908, 916, 918, 925,
D2/946-962, 977; 36/3 B, 22 R, 24.5,
36/25 R, 28, 32 R, 34 R, 59 C, 67 A, 103
CPC A43B 13/00; A43B 13/02; A43B 13/023;
A43B 13/026; A43B 13/04; A43B 13/08;
A43B 13/10; A43B 13/12; A43B 13/14;
A43B 13/141; A43B 13/143; A43B
13/16; A43B 13/18; A43B 13/181; A43B
13/187; A43B 13/189; A43B 13/20; A43B
13/22; A43B 13/223; A43B 13/24; A43B
13/28; A43B 13/30; A43B 13/32; A43B
13/34; A43B 13/36
See application file for complete search history.

(56) **References Cited**
U.S. PATENT DOCUMENTS
D52,217 S * 7/1918 Haynes D2/951
3,012,342 A * 12/1961 Ramirez A43B 7/06
36/3 B
D331,490 S * 12/1992 Bramani D2/960
D363,371 S * 10/1995 Werman D2/947
D392,447 S * 3/1998 Backus D2/954
D397,851 S * 9/1998 Greenberg D2/960

D421,832 S * 3/2000 Loveder D2/951
D469,949 S * 2/2003 Koo D2/952
D475,843 S * 6/2003 Miller D2/953
D496,525 S * 9/2004 Dykstra D2/957
D496,526 S * 9/2004 Grisoni D2/961
D529,266 S * 10/2006 Le D2/957
D558,434 S * 1/2008 Roth D2/953
D561,434 S * 2/2008 Fujita D2/953
D573,779 S * 7/2008 Stauffer D2/951
D608,081 S * 1/2010 Bacon D2/954
D625,501 S * 10/2010 Lidtke D2/961
D659,968 S * 5/2012 Luthi D2/961
D707,429 S * 6/2014 Seamarks D2/953
D735,982 S * 8/2015 Pauk D2/951
D777,412 S * 1/2017 Antonelli D2/951

(Continued)

Primary Examiner — T Chase Nelson
(74) *Attorney, Agent, or Firm* — Warner Norcross + Judd LLP

(57) **CLAIM**
The ornamental design for a footwear sole, as shown and described.

DESCRIPTION
FIG. 1 is a perspective view of the footwear sole embodying the new design;
FIG. 2 is a bottom view thereof;
FIG. 3 is a right side view thereof;
FIG. 4 is a left side view thereof;
FIG. 5 is a front view thereof; and,
FIG. 6 is a rear view thereof.
FIGS. 1-6 show portions of the footwear sole as well as other parts of a shoe in broken lines. The portions of the footwear sole and shoe in broken lines are shown for environmental purposes and do not form any part of the claimed design. Further, the broken lines immediately adjacent the solid-line portions of the design form the boundaries of the claimed design, with the broken lines forming no part of the claimed design.

1 Claim, 5 Drawing Sheets



(56)

References Cited

U.S. PATENT DOCUMENTS

D778,565 S *	2/2017	Sars	D2/960	D895,939 S *	9/2020	Sassi	D2/902
D780,417 S *	3/2017	Chang	D2/954	D896,488 S *	9/2020	Page	D2/953
D802,269 S *	11/2017	Taylor	D2/953	D897,082 S *	9/2020	Belforti	D2/957
D809,258 S *	2/2018	McGhee	D2/960	D899,741 S *	10/2020	Lesecq	D2/953
D812,876 S *	3/2018	Gibson	A43B 13/12	D901,866 S *	11/2020	Brunner	D2/960
				D2/953	D908,333 S *	1/2021	Ngene	D2/957
D841,955 S *	3/2019	Winfield	A43B 5/002	D912,953 S *	3/2021	Belhacene	D2/952
				D2/953	D912,955 S *	3/2021	Harper	D2/953
D846,249 S *	4/2019	Cruz	A43B 3/0057	D914,339 S *	3/2021	Belhacene	D2/952
				D2/953	2006/0026868 A1 *	2/2006	Grisoni	A43B 3/0057
D866,148 S *	11/2019	Seamarks	A43B 7/148					36/71
				D2/959	2015/0272271 A1 *	10/2015	Campos, II	A43B 13/189
D874,800 S *	2/2020	Sassi	D2/944					36/29
D878,026 S *	3/2020	Nikolic	D2/960	2015/0327624 A1 *	11/2015	Grott	A43B 5/002
D878,716 S *	3/2020	Sassi	D2/902					36/91
D882,225 S *	4/2020	Small	D2/947	2016/0120262 A1 *	5/2016	Cortez	A43B 13/12
D890,490 S *	7/2020	Page	A43B 7/06					12/146 B
				D2/953	2017/0035143 A1 *	2/2017	Sato	A43B 7/148
					2018/0295932 A1 *	10/2018	Wong	A43B 13/181

* cited by examiner



Fig. 1

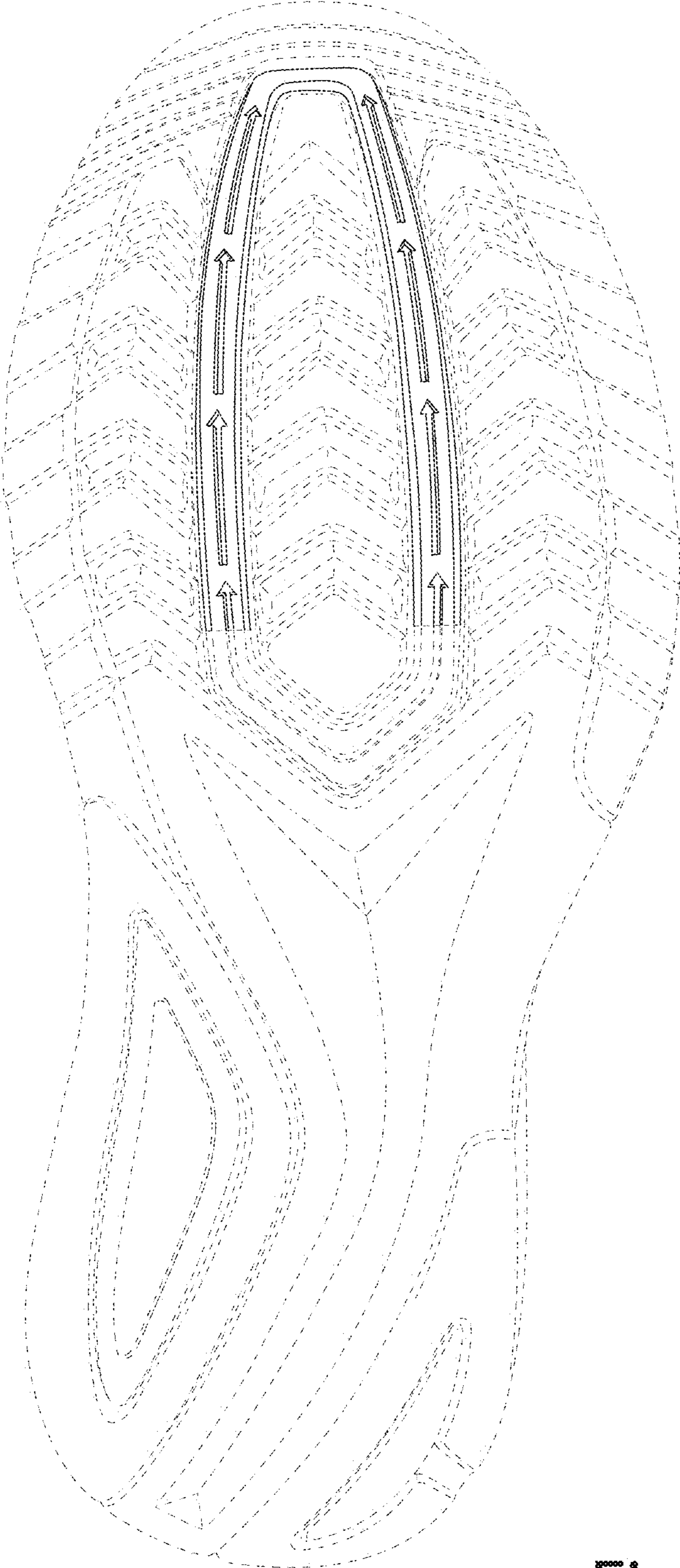


Fig. 2



Fig. 3




Fig. 4

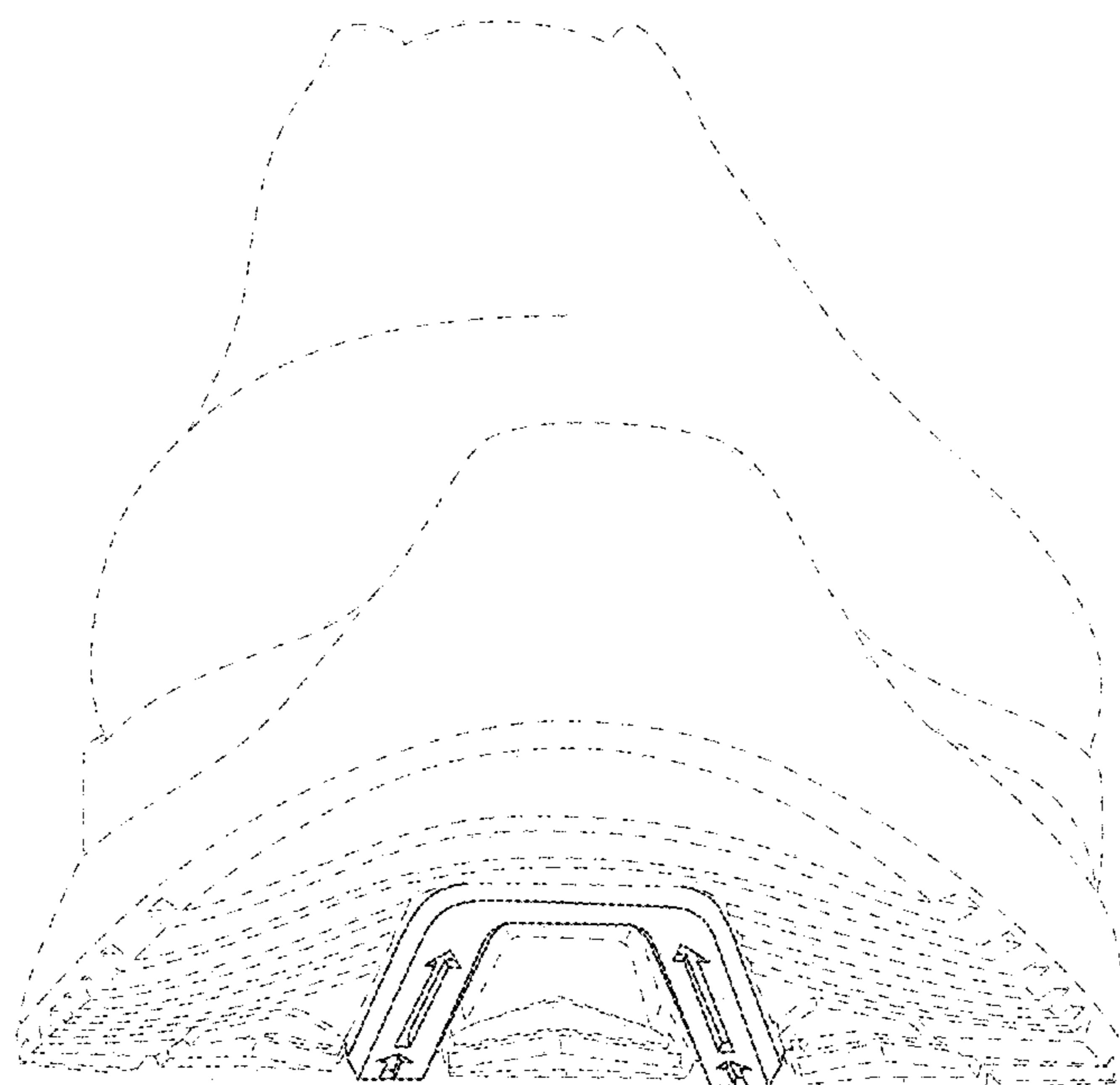


Fig. 5

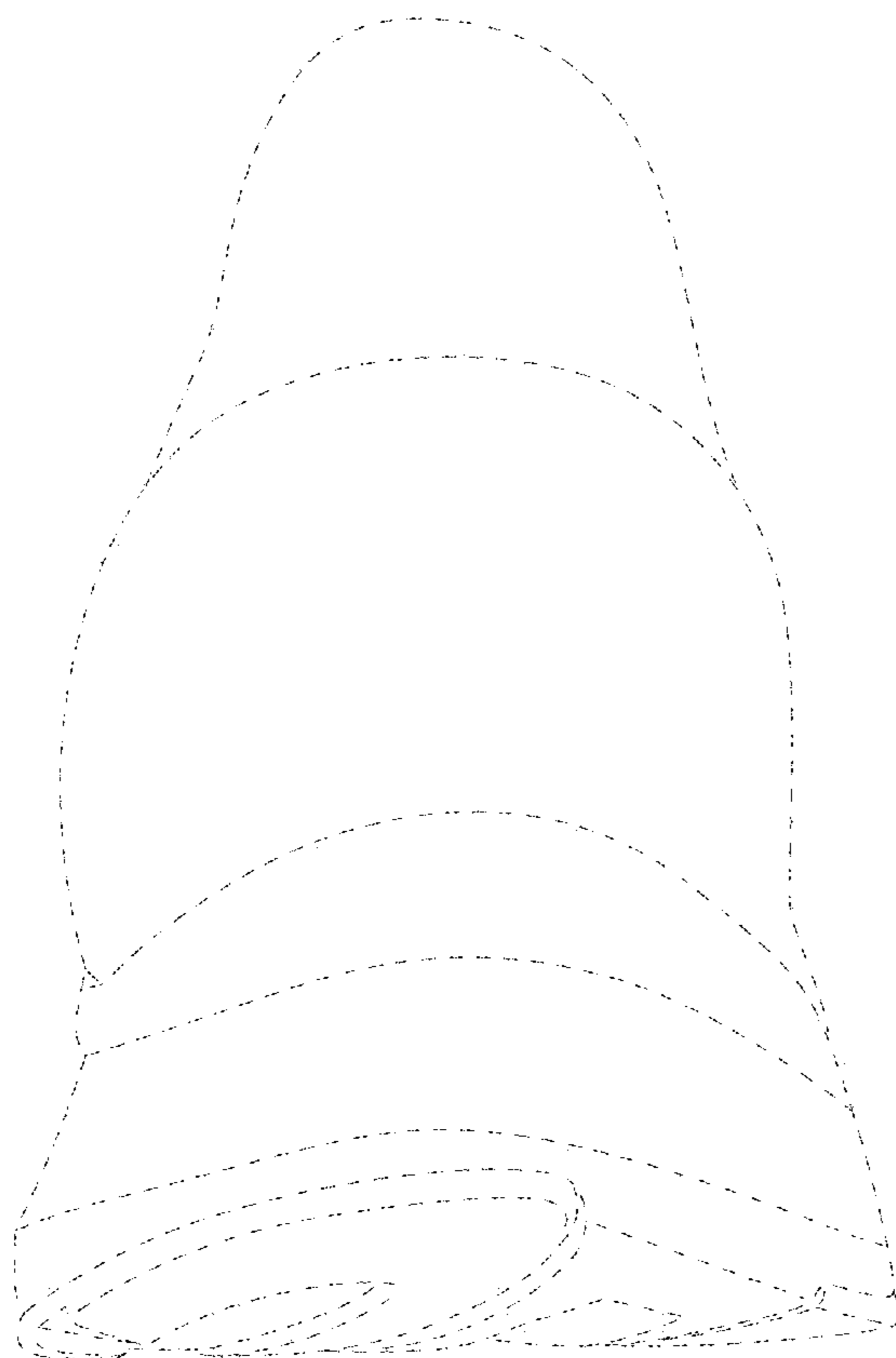


Fig. 6