



US00D933342S

(12) **United States Design Patent**
Truelsen

(10) **Patent No.:** **US D933,342 S**

(45) **Date of Patent:** **** Oct. 19, 2021**

(54) **FOOTWEAR**

(71) Applicant: **ECCO Sko A/S**, Bredebro (DK)

(72) Inventor: **Ejnar Truelsen**, Tonder (DK)

(73) Assignee: **ECCO SKO A/S**, Bredebro (DK)

(**) Term: **15 Years**

(21) Appl. No.: **29/730,477**

(22) Filed: **Apr. 4, 2020**

(51) **LOC (13) Cl.** **02-04**

(52) **U.S. Cl.**
USPC **D2/947**; D2/960

(58) **Field of Classification Search**
USPC D2/902, 906, 908, 916, 918, 925,
D2/946-962, 977; 36/3 B, 22 R, 24.5,
36/25 R, 28, 32 R, 34 R, 59 C, 67 A, 103
CPC A43B 13/00; A43B 13/02; A43B 13/023;
A43B 13/026; A43B 13/04; A43B 13/08;
A43B 13/10; A43B 13/12; A43B 13/14;
A43B 13/141; A43B 13/143; A43B
13/16; A43B 13/18; A43B 13/181; A43B
13/187; A43B 13/189; A43B 13/20; A43B
13/22; A43B 13/223; A43B 13/24; A43B
13/28; A43B 13/30; A43B 13/32; A43B
13/34; A43B 13/36

See application file for complete search history.

(56) **References Cited**

U.S. PATENT DOCUMENTS

D428,688 S *	8/2000	Egelja	D2/951
D429,062 S *	8/2000	Santa	D2/954
D736,506 S *	8/2015	Kasprzak	D2/947
D736,508 S *	8/2015	Taestensen	D2/957
D774,287 S *	12/2016	Taestensen	D2/908
D774,290 S *	12/2016	Taestensen	D2/957
D789,044 S *	6/2017	Taestensen	A43B 13/141 D2/908

D797,412 S *	9/2017	Taestensen	D2/902
D824,645 S *	8/2018	Gibson	A43B 7/142 D2/947
D843,698 S *	3/2019	Schultze	A43B 23/0215 D2/947
D851,875 S *	6/2019	Jacobs	A43B 13/125 D2/947
D858,045 S *	9/2019	Taestensen	D2/908
D858,047 S *	9/2019	Taestensen	D2/923
D858,048 S *	9/2019	Taestensen	D2/939
D858,056 S *	9/2019	Taestensen	D2/951
D880,119 S *	4/2020	Kuerbis	D2/947
D882,229 S *	4/2020	Bembury	D2/956
D882,911 S *	5/2020	Zhang	D2/910
D891,055 S *	7/2020	Martin	D2/947
D897,075 S *	9/2020	Vella	D2/947
10,765,170 B2 *	9/2020	Langvin	A43B 9/12

(Continued)

Primary Examiner — T Chase Nelson

(74) *Attorney, Agent, or Firm* — Finnegan, Henderson, Farabow, Garrett & Dunner, LLP

(57) **CLAIM**

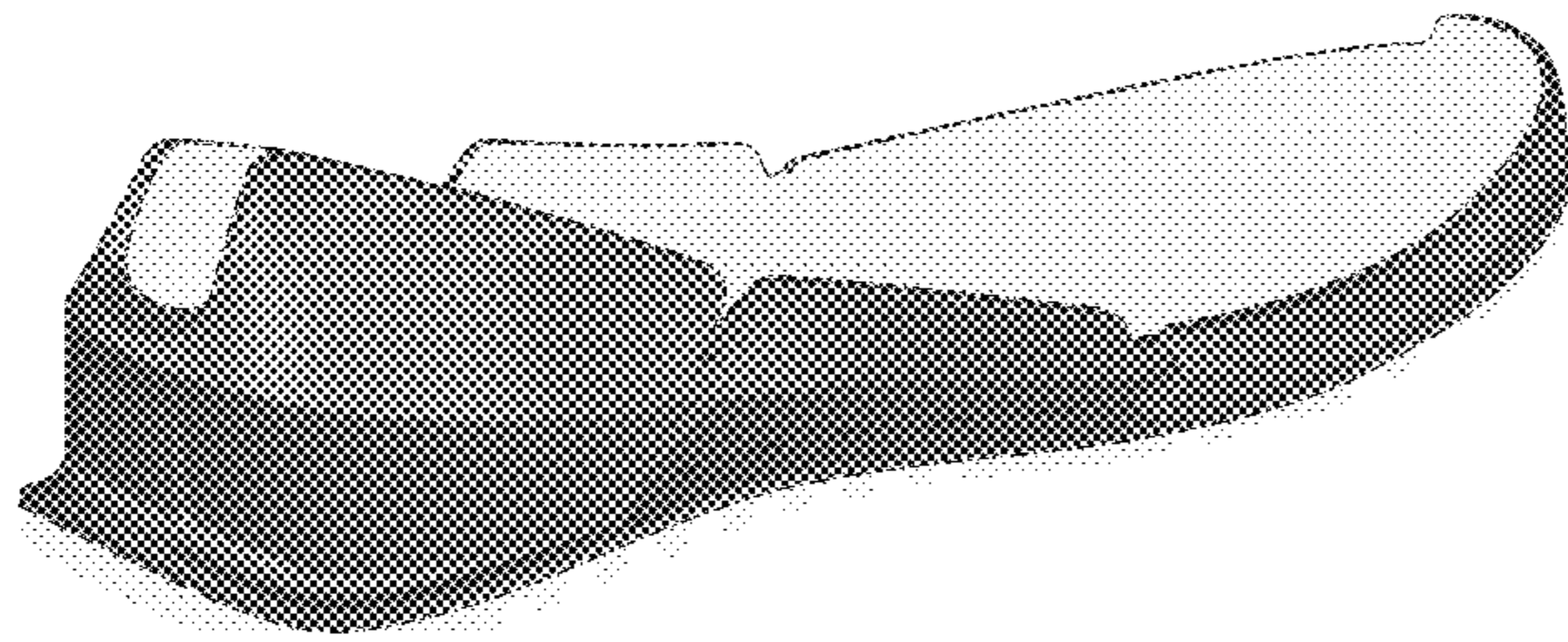
The ornamental design for footwear, as shown and described.

DESCRIPTION

FIG. 1 is a top, rear perspective view of an embodiment of a footwear showing my new design; FIG. 2 is a front elevation view thereof; FIG. 3 is a rear elevation view thereof; FIG. 4 is a left side view thereof; FIG. 5 is a right side view thereof; FIG. 6 is a top plan view thereof; and, FIG. 7 is a bottom plan view.

The dot-dash lines illustrate the boundary of the claimed design and form no part thereof. The portions of the figures outside of the dot-dash line shown in lighter contrast illustrate the environment and form no part of the claimed design.

1 Claim, 7 Drawing Sheets



(56)

References Cited

U.S. PATENT DOCUMENTS

D910,291 S * 2/2021 Zeng A43B 5/06
D2/947
D910,985 S * 2/2021 Head G06Q 50/01
D2/947
D912,946 S * 3/2021 Felloni D2/908
D918,544 S * 5/2021 Tran D2/947
2004/0098881 A1 * 5/2004 Flavio A43B 7/141
36/25 R
2007/0006489 A1 * 1/2007 Case, Jr. A43B 5/06
36/132
2014/0305006 A1 * 10/2014 Azoulay A43B 13/141
36/84
2015/0173456 A1 * 6/2015 Rushbrook A43B 5/001
36/25 R
2015/0324751 A1 * 11/2015 Orenstein G06Q 50/01
702/3
2017/0280822 A1 * 10/2017 Langvin A43B 13/145
2017/0360141 A1 * 12/2017 Azoulay A43B 3/10
2018/0325215 A1 * 11/2018 Stensen A43B 23/0215
2021/0068500 A1 * 3/2021 Kurcinka A43B 7/142
2021/0186144 A1 * 6/2021 Truelsen B29D 35/0009
2021/0186150 A1 * 6/2021 Truelsen A43B 13/125
2021/0227921 A1 * 7/2021 Case, Jr. A61B 5/6807

* cited by examiner

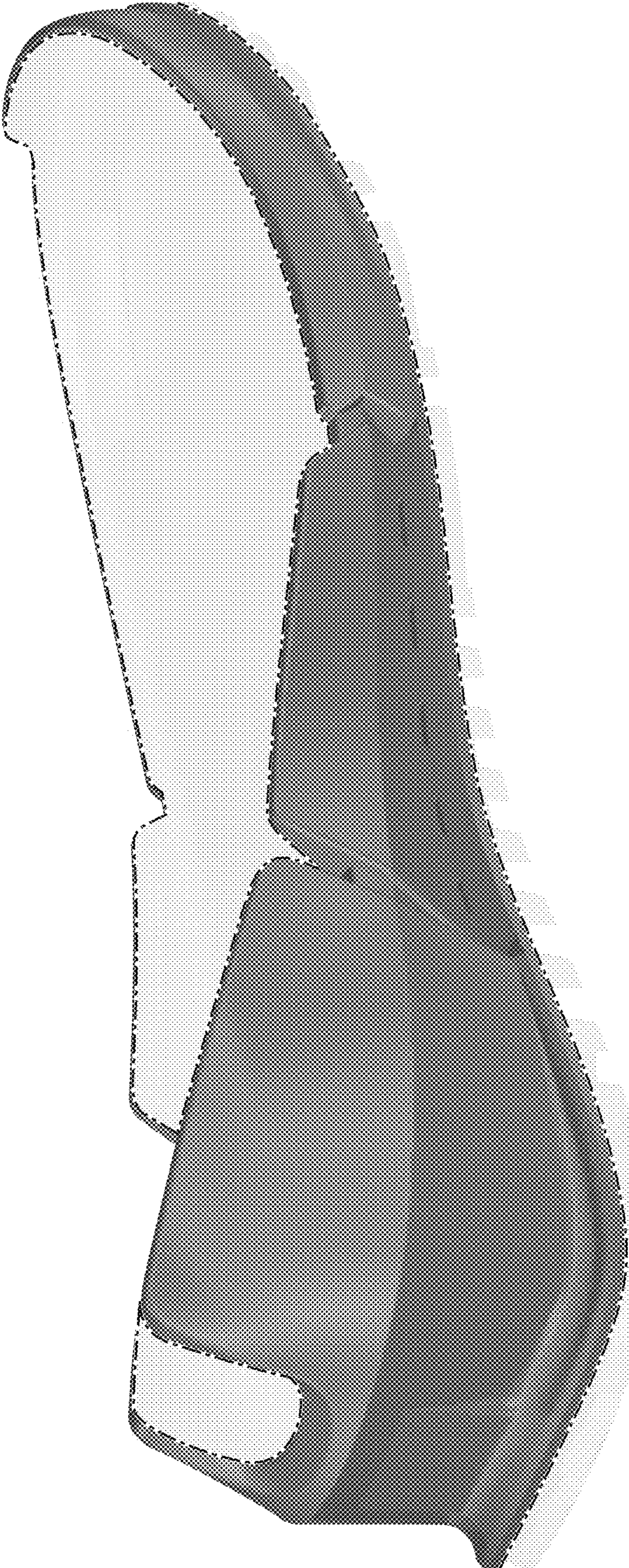


FIG. 1




FIG. 2




FIG. 3

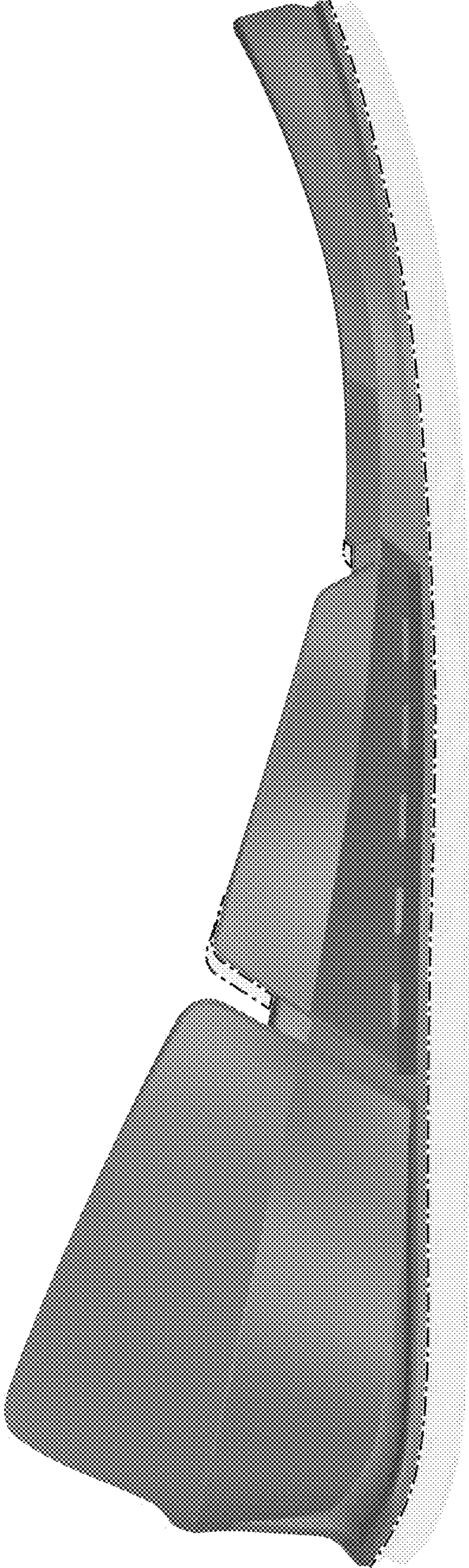


FIG. 4

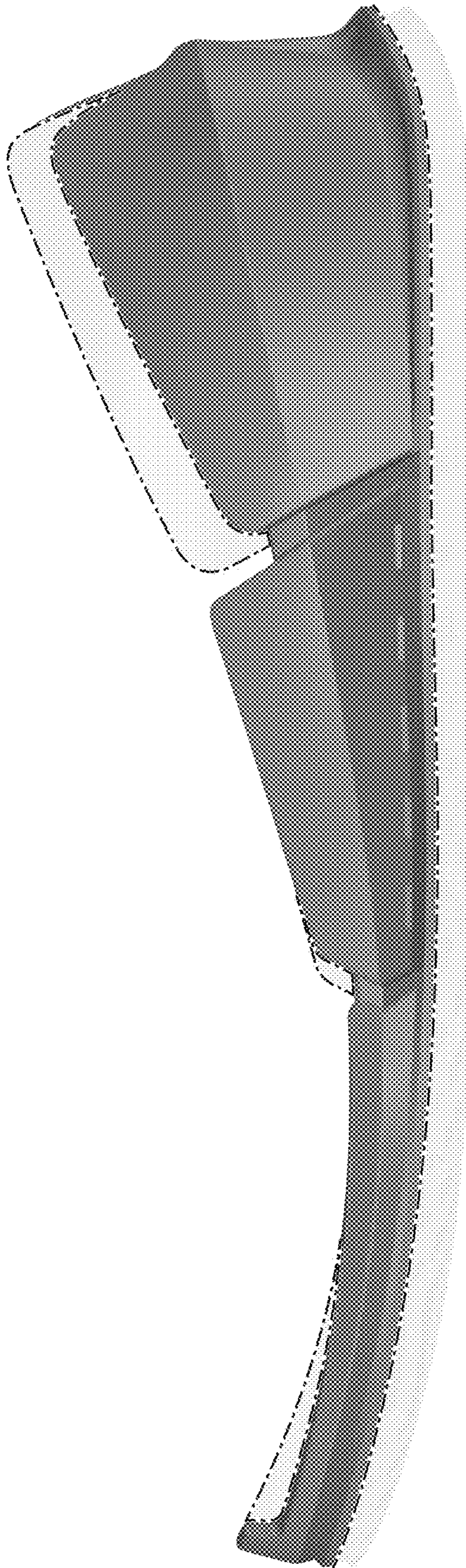


FIG. 5




FIG. 6




FIG. 7