



US00D933322S

(12) **United States Design Patent** (10) **Patent No.:** **US D933,322 S**
Brown-Holloway (45) **Date of Patent:** **** Oct. 12, 2021**

- (54) **SCOURING PAD WITH STABILIZING FINGER HOLES**
- (71) Applicant: **Rita Brown-Holloway**, Orange, CT (US)
- (72) Inventor: **Rita Brown-Holloway**, Orange, CT (US)
- (**) Term: **15 Years**
- (21) Appl. No.: **29/712,830**
- (22) Filed: **Nov. 12, 2019**
- (51) **LOC (13) Cl.** **07-05**
- (52) **U.S. Cl.**
USPC **D32/40**
- (58) **Field of Classification Search**
USPC D32/40-43, 46-49; D7/678; D8/90
CPC ... B62D 25/08; B60S 1/04; A47L 1/06; A47L 1/02
See application file for complete search history.

D693,971 S *	11/2013	Daugherty	D30/158
D694,971 S *	12/2013	Yamada	D32/40
D759,328 S *	6/2016	Cleere	D32/46
D779,142 S *	2/2017	Baldwin	D32/40
D782,139 S *	3/2017	Dooley	D32/40
D819,287 S *	5/2018	King	D32/46
D825,199 S *	8/2018	Stephani	D5/59
D851,344 S *	6/2019	Carlson	D32/40
D866,105 S *	11/2019	Carlson	D32/40
D901,115 S *	11/2020	Carlson	D32/40
D905,921 S *	12/2020	Li	D32/46
D907,981 S *	1/2021	Sodergard	D8/90
D912,352 S *	3/2021	Bender	D32/40
D912,353 S *	3/2021	Bender	D32/40
D912,355 S *	3/2021	Clarke	D32/46
D919,915 S *	5/2021	Price	D32/40

FOREIGN PATENT DOCUMENTS

JP D1189776 * 11/2003

* cited by examiner

Primary Examiner — John R Yeh
(74) *Attorney, Agent, or Firm* — St. Onge Steward
Johnston & Reens LLC

(56) **References Cited**
U.S. PATENT DOCUMENTS

D292,637 S *	11/1987	Miller	D32/41
D388,572 S *	12/1997	Gold	D32/46
D392,783 S *	3/1998	Eastman	D20/42
D398,109 S *	9/1998	Tesoriero	D28/7
D426,757 S *	6/2000	McGrellis	D32/46
D433,550 S *	11/2000	Collier	D32/47
D457,269 S *	5/2002	Arey	D28/47
D513,884 S *	1/2006	Ebisawa	D5/30
D514,763 S *	2/2006	Lyall, III	D32/46
D572,020 S *	7/2008	Braunschweig	D5/57
D581,116 S *	11/2008	Blom	D32/40
D582,684 S *	12/2008	Braunschweig	D5/57
D623,372 S *	9/2010	Murray	D32/46
D624,720 S *	9/2010	Motsenbocker	D32/46
D633,672 S *	3/2011	McKnight	D32/40
D685,551 S *	7/2013	Myers	D32/40

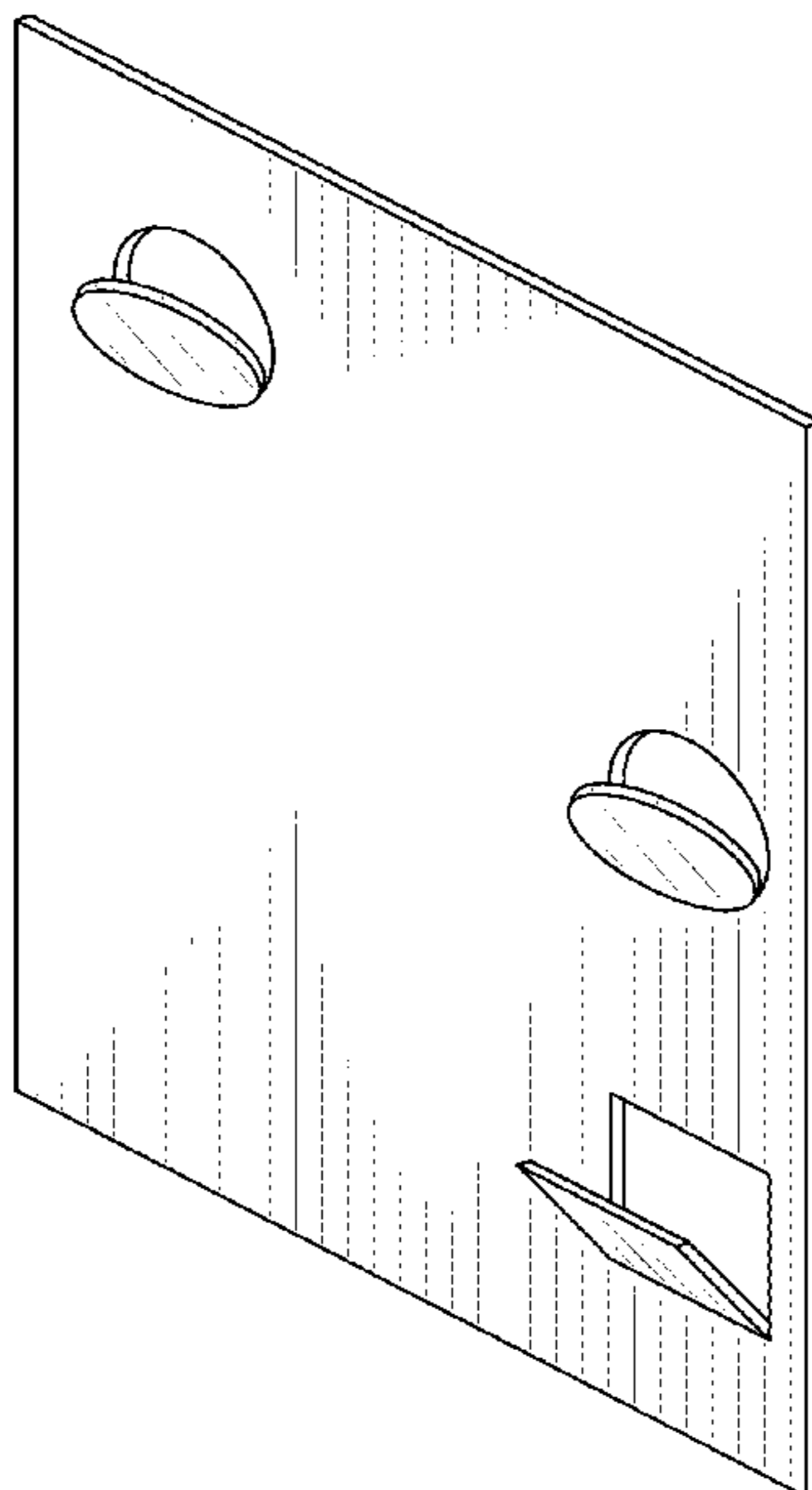
(57) **CLAIM**

The ornamental design for a scouring pad with stabilizing finger holes, as shown and described.

DESCRIPTION

FIG. 1 is a front, top perspective view of my new design for a scouring pad with stabilizing finger holes in accordance with the new design;
FIG. 2 is a front view thereof;
FIG. 3 is a rear view thereof;
FIG. 4 is a left side view thereof;
FIG. 5 is a right side view thereof;
FIG. 6 is top view thereof; and,
FIG. 7 is bottom view thereof.

1 Claim, 4 Drawing Sheets



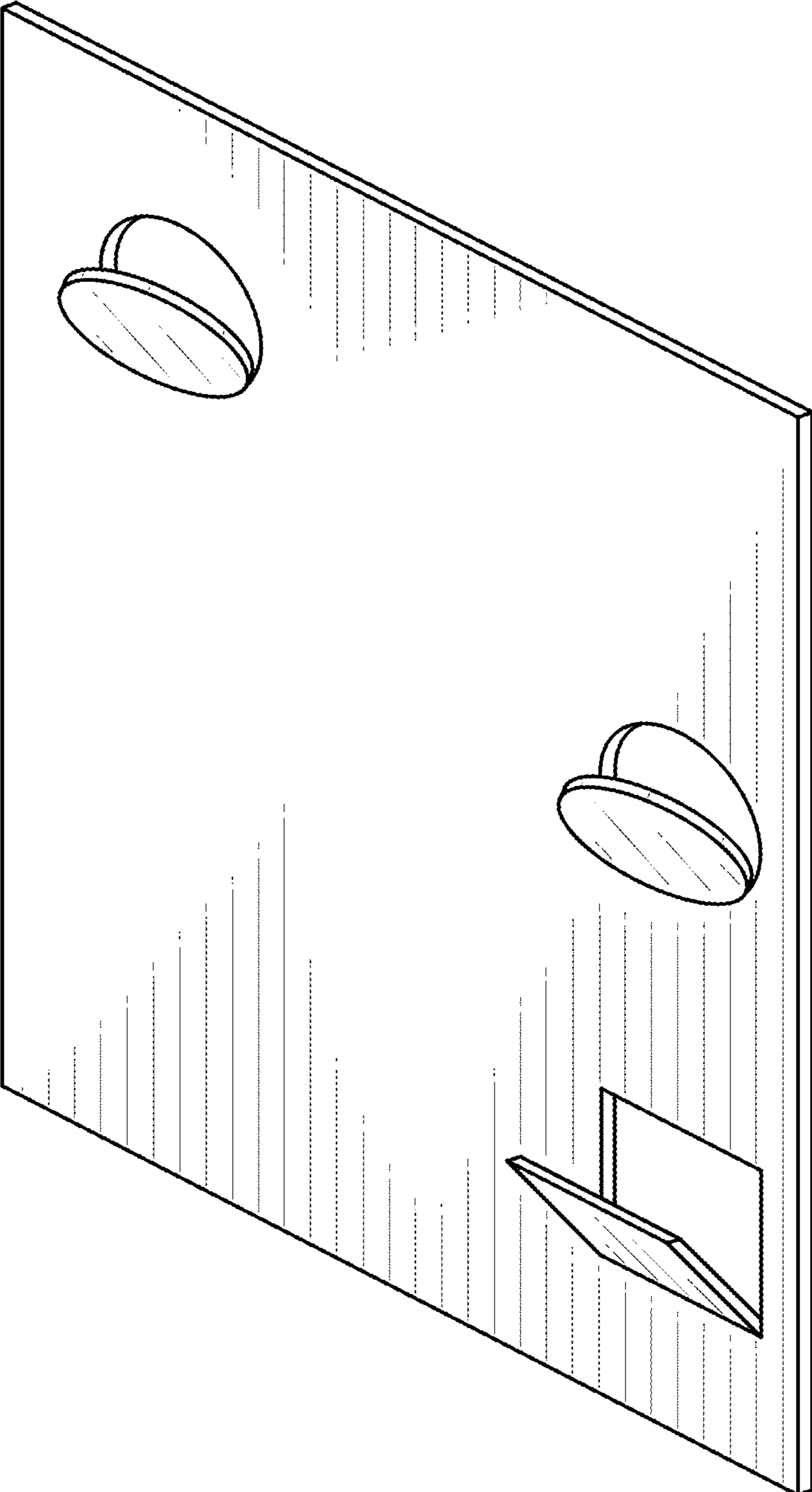


FIG. 1

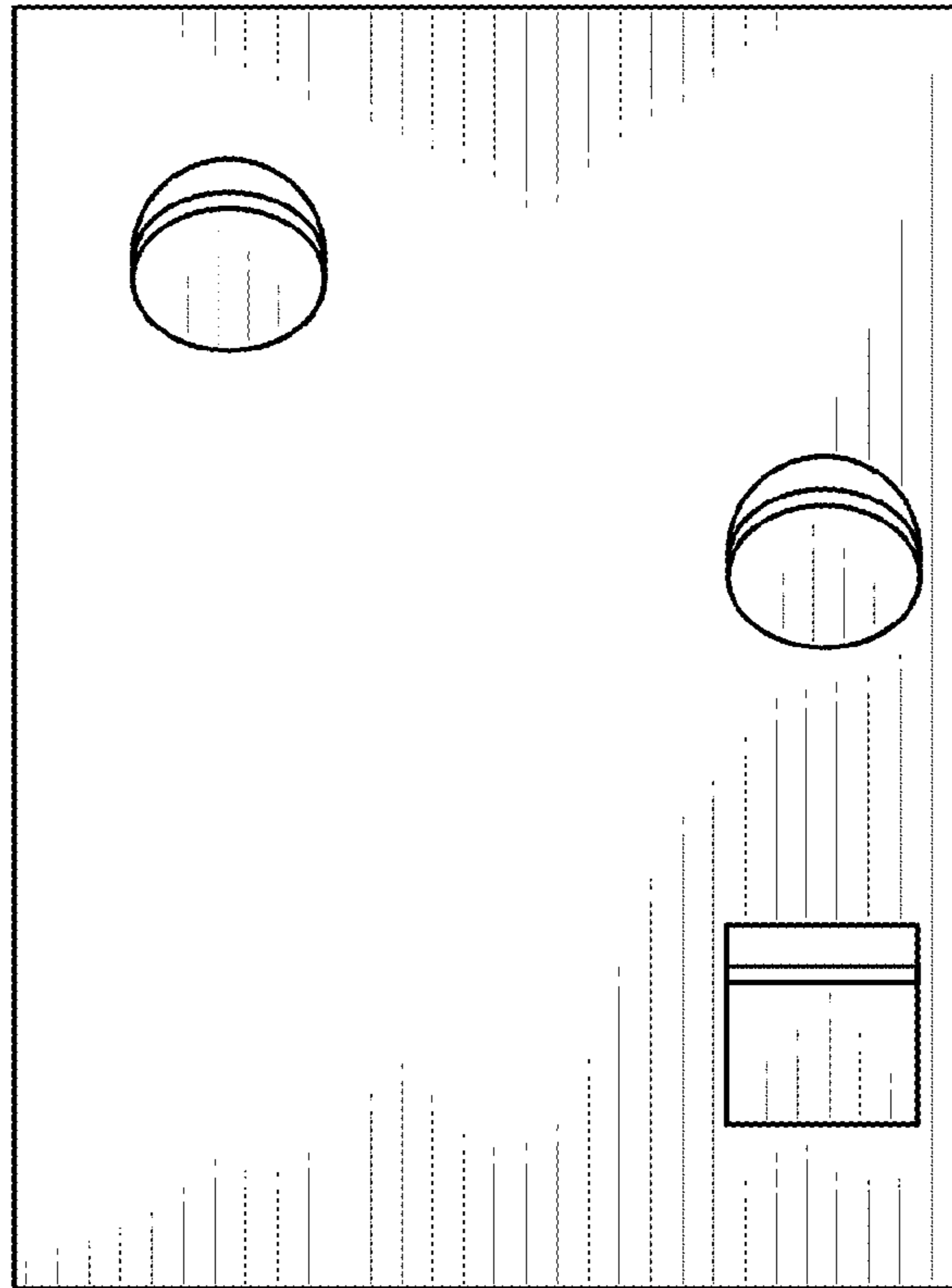


FIG. 2

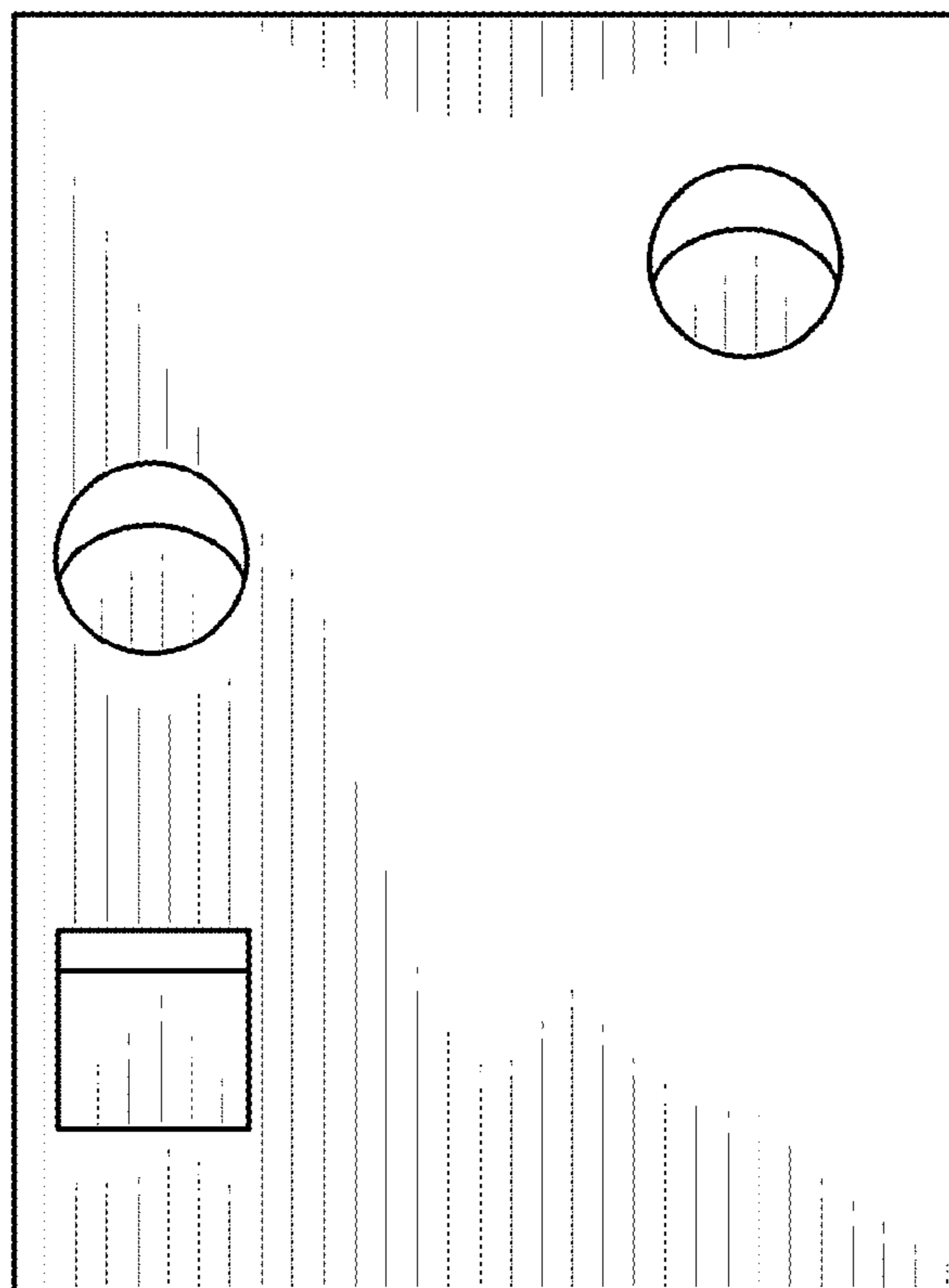


FIG. 3

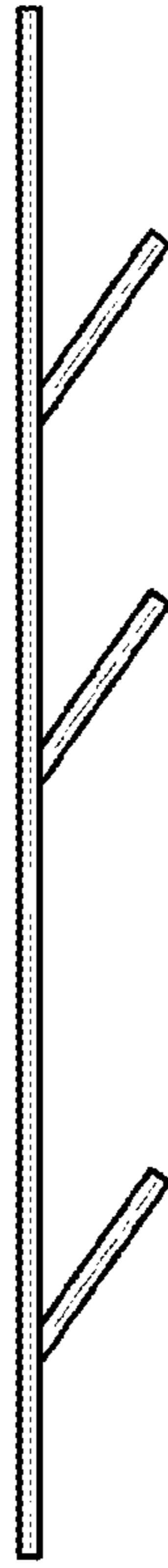


FIG. 4

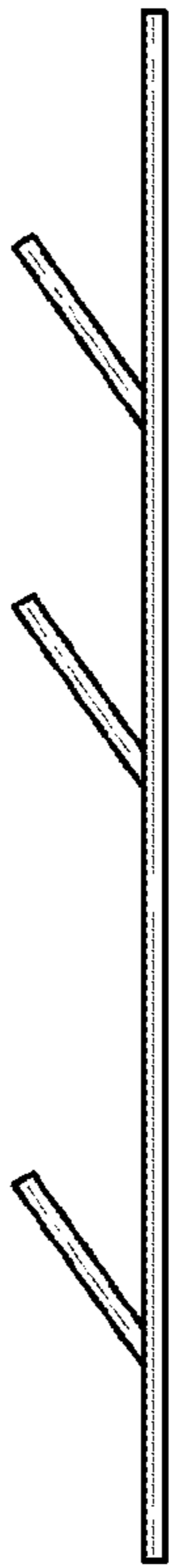


FIG. 5



FIG. 6



FIG. 7