



US00D933282S

(12) **United States Design Patent** (10) **Patent No.:** **US D933,282 S**  
**Ji** (45) **Date of Patent:** **\*\* Oct. 12, 2021**

(54) **STAGE LIGHT**

(71) Applicant: **Shaoqi Ji**, Hunan (CN)

(72) Inventor: **Shaoqi Ji**, Hunan (CN)

(\*\*) Term: **15 Years**

(21) Appl. No.: **29/737,525**

(22) Filed: **Jun. 10, 2020**

(51) **LOC (13) Cl.** ..... **26-05**

(52) **U.S. Cl.**  
USPC ..... **D26/93; D26/94**

(58) **Field of Classification Search**

USPC ... D26/7, 10, 24, 26, 40, 47, 63, 93, 94, 98,  
D26/104, 106, 110, 120, 123, 124, 128,  
D26/135, 137; D14/172, 188, 496, 509;  
D10/104.1, 114.2, 114.5, 114.6, 114.8,  
D10/106.5, 119.4; D21/308, 316, 319,  
D21/386, 708, 713, 782; D23/377, 385  
CPC .... F21S 6/00; F21S 6/002; F21S 6/003; F21S  
8/00; F21S 8/035; F21S 9/00; F21S 9/02;  
F21S 9/022; F21V 33/0004; F21V  
33/0024; F21W 2131/00; F21W 2131/30;  
F21W 2131/205; F21W 2131/406  
See application file for complete search history.

(56) **References Cited**

**U.S. PATENT DOCUMENTS**

D357,386 S \* 4/1995 Jones ..... D21/713  
D403,800 S \* 1/1999 Chen ..... D26/104  
D586,937 S \* 2/2009 Klein ..... D26/104  
D586,938 S \* 2/2009 Klein ..... D26/104  
D626,873 S \* 11/2010 Castle ..... D10/119.4  
D684,493 S \* 6/2013 Castle ..... D10/119.4

D714,485 S \* 9/2014 Johnson ..... D26/94  
D717,690 S \* 11/2014 Modderman ..... D11/124  
D747,416 S \* 1/2016 Zawitz ..... D21/318  
D757,334 S \* 5/2016 Johnson ..... D26/94  
D782,753 S \* 3/2017 Eisenbarth ..... D30/160  
D861,966 S \* 10/2019 Wang ..... D26/110  
D885,251 S \* 5/2020 Hartloff ..... D11/157  
D889,730 S \* 7/2020 Lin ..... D26/110  
D890,406 S \* 7/2020 Chen ..... D26/104  
D893,060 S \* 8/2020 Israni ..... D26/24  
D898,271 S \* 10/2020 Zheng ..... D26/110  
D900,353 S \* 10/2020 Yi ..... D26/24  
D900,376 S \* 10/2020 Wang ..... D26/104  
D901,747 S \* 11/2020 Lin ..... D26/94  
D919,875 S \* 5/2021 Peng ..... D26/110  
D919,876 S \* 5/2021 Ouyang ..... D26/110

\* cited by examiner

*Primary Examiner* — Wan Laymon  
*Assistant Examiner* — Clint A Samuel

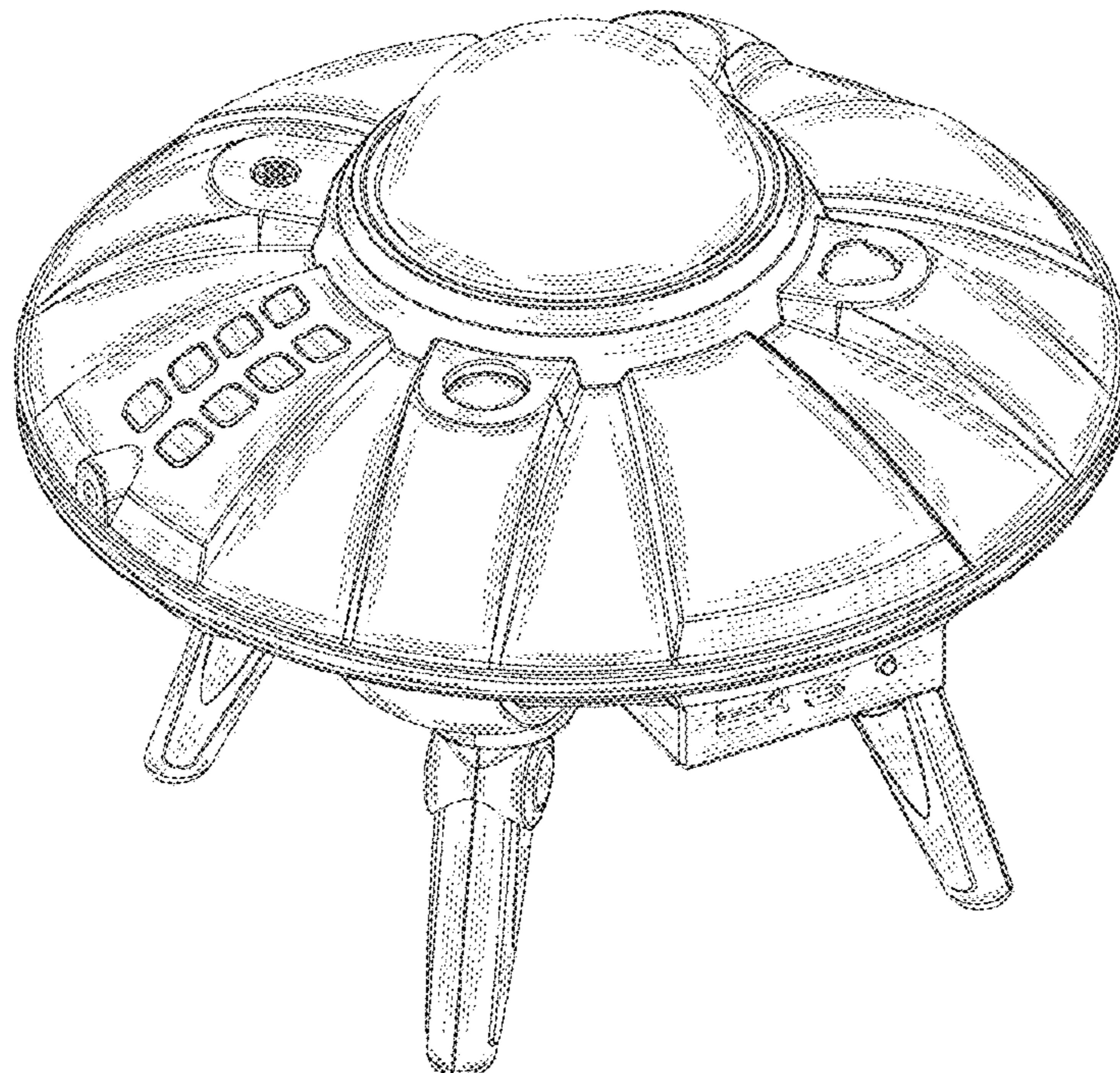
(57) **CLAIM**

The ornamental design for a stage light, as shown and described.

**DESCRIPTION**

FIG. 1 is a perspective view of a stage light showing my new design;  
FIG. 2 is a front elevational view thereof;  
FIG. 3 is a rear elevational view thereof;  
FIG. 4 is a left side elevational view thereof;  
FIG. 5 is a right side elevational view thereof;  
FIG. 6 is a top plan view thereof; and,  
FIG. 7 is a bottom plan view thereof.  
The broken lines in the drawings depict portions of the stage light that form no part of the claimed design.

**1 Claim, 7 Drawing Sheets**



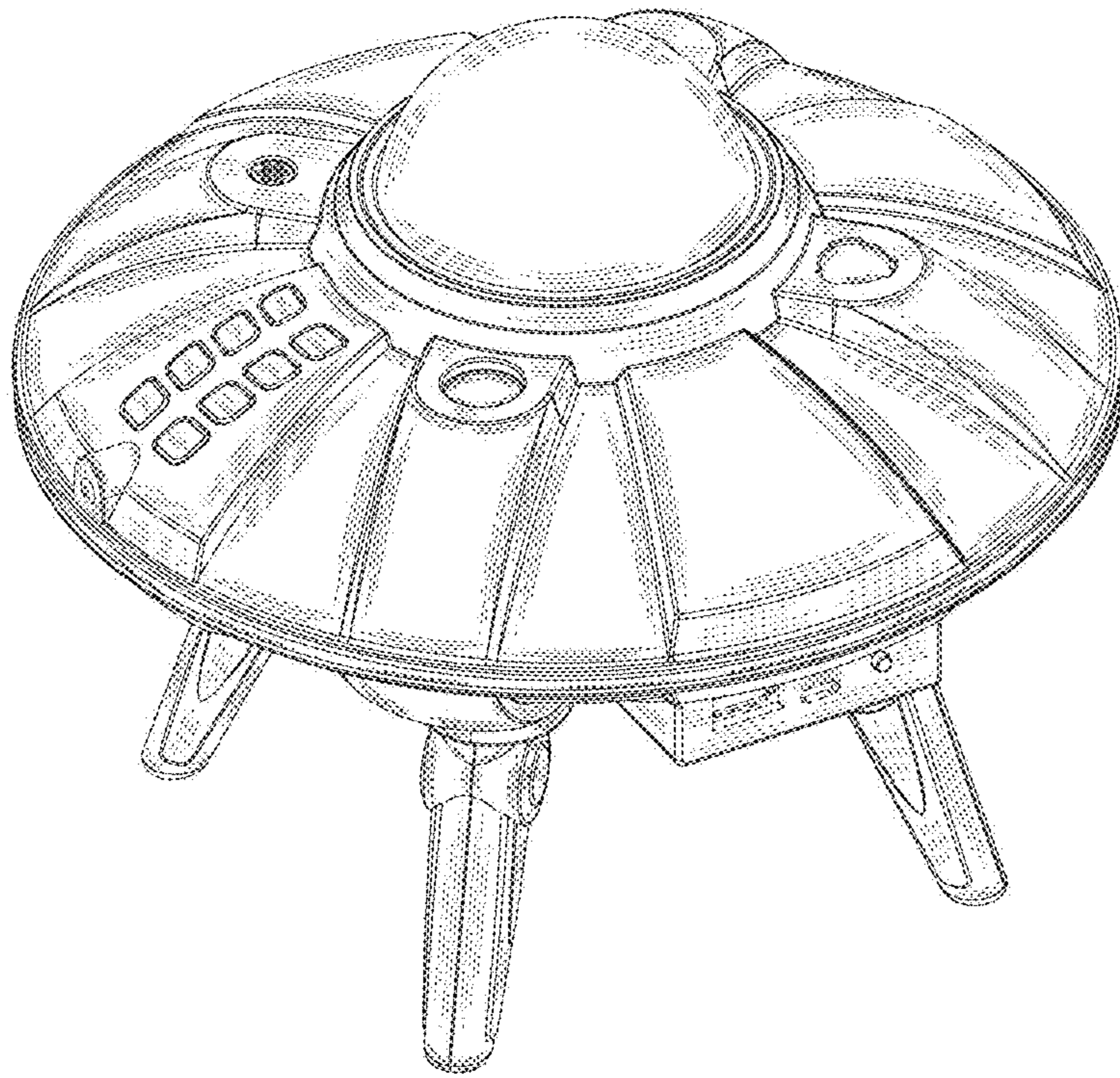


FIG. 1



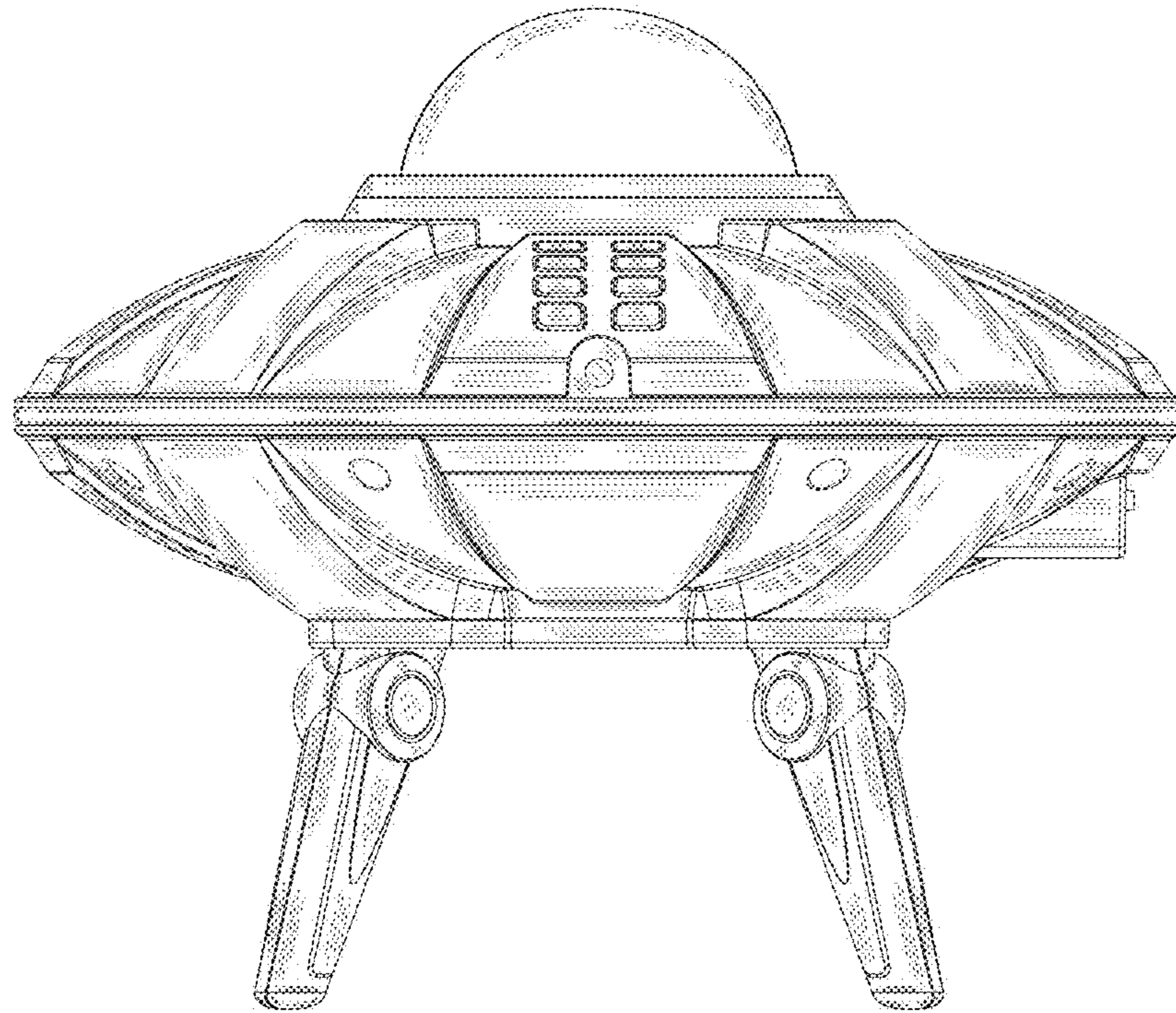


FIG. 2

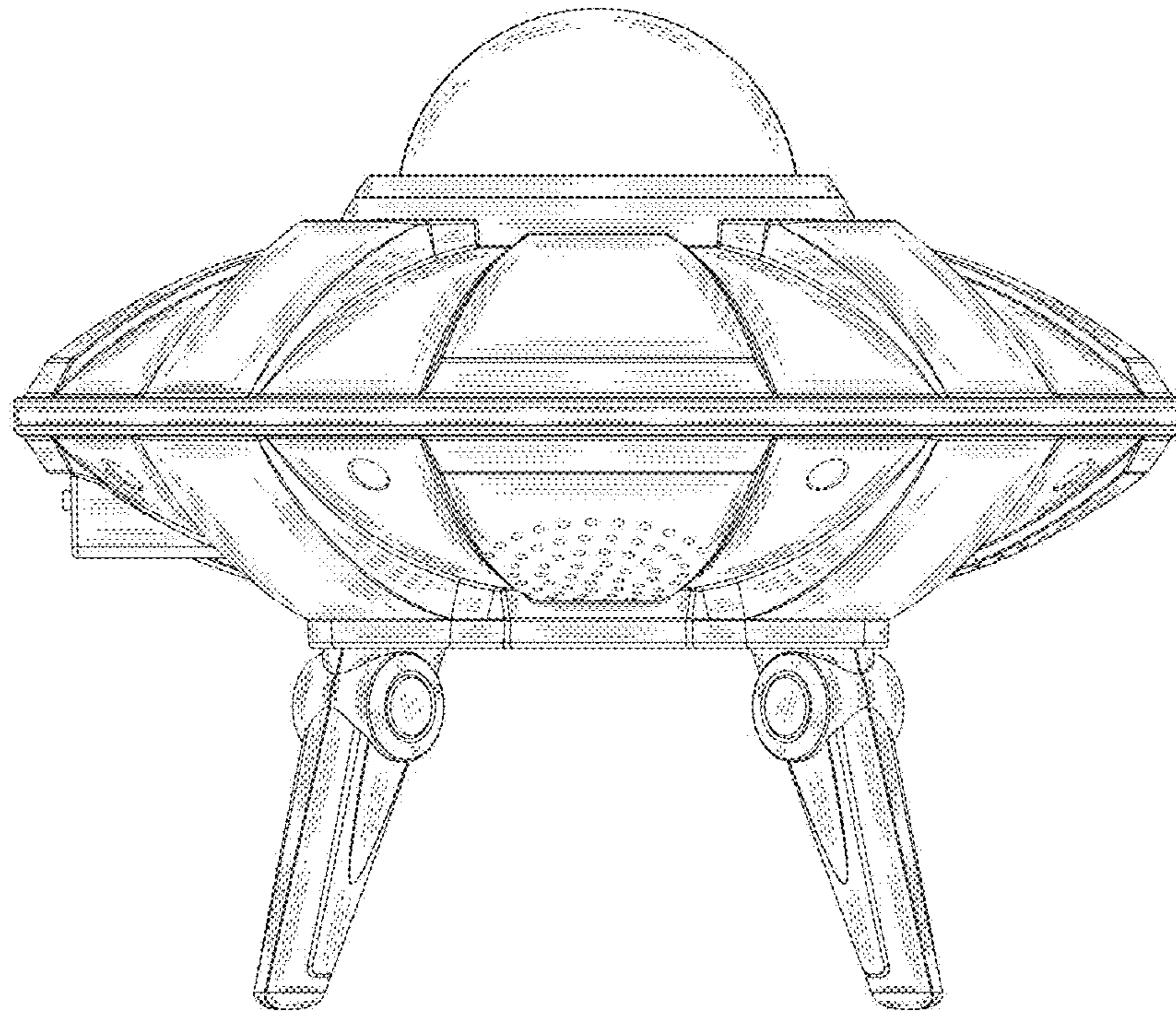


FIG. 3

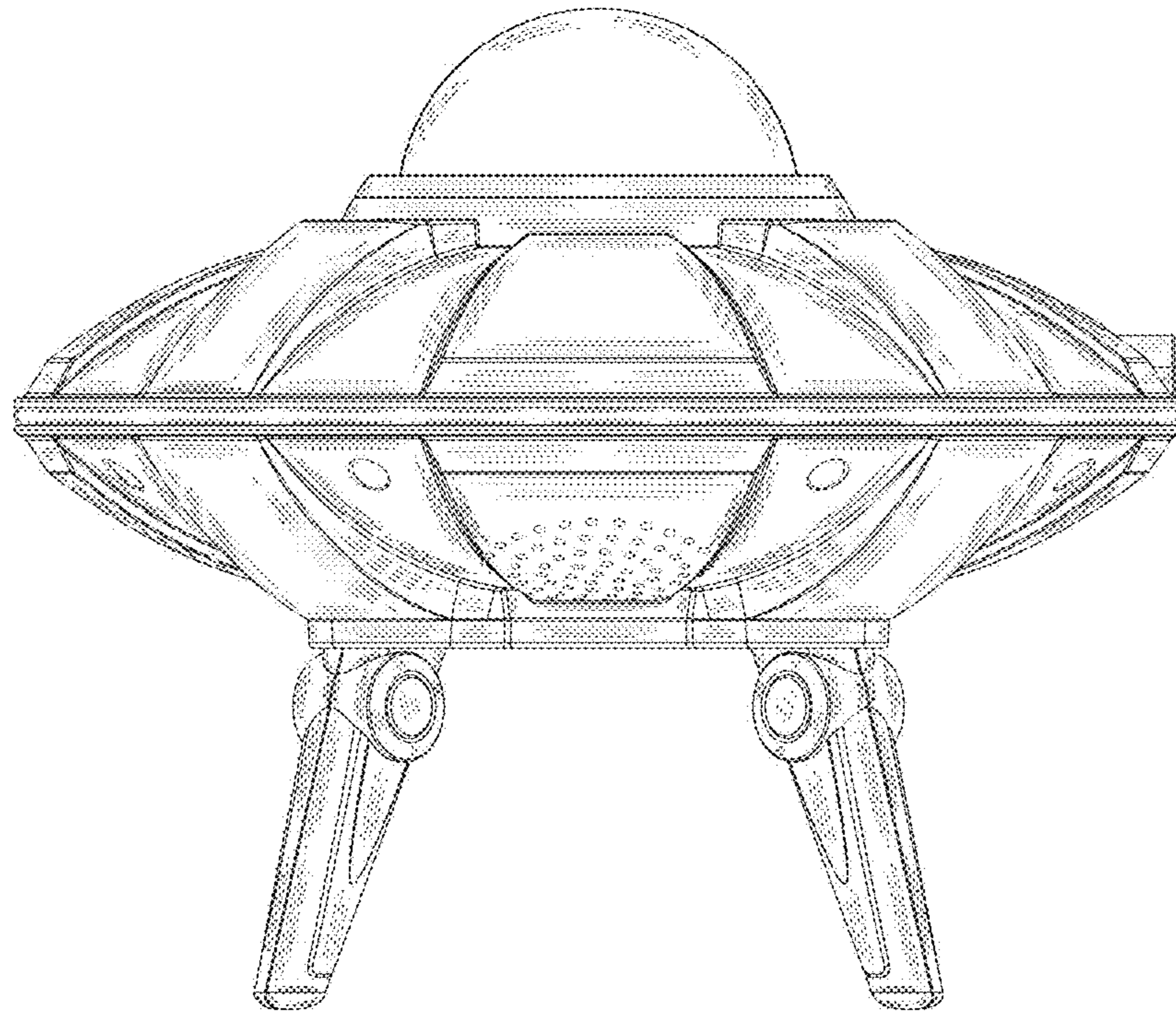


FIG. 4



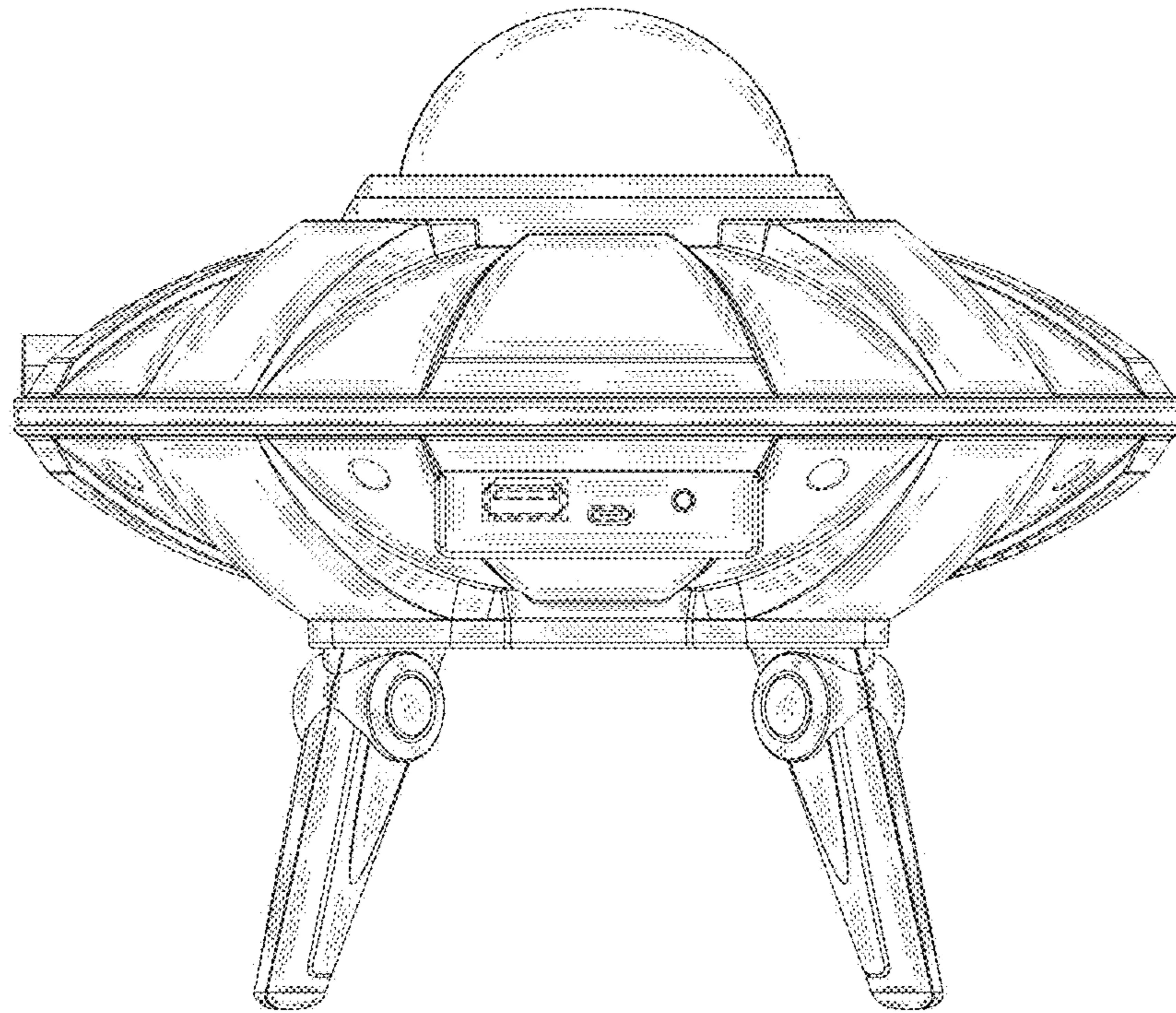


FIG. 5

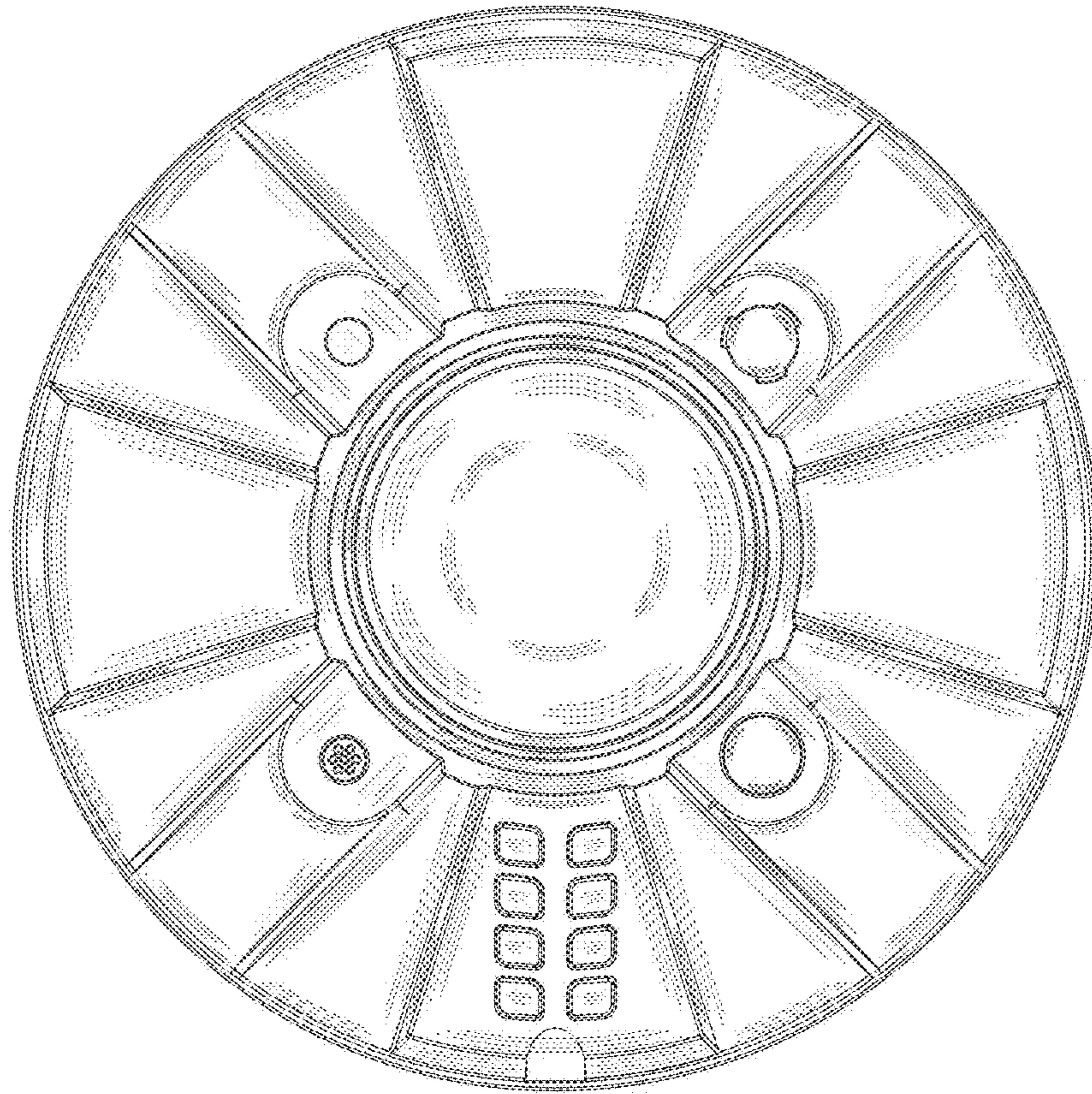


FIG. 6



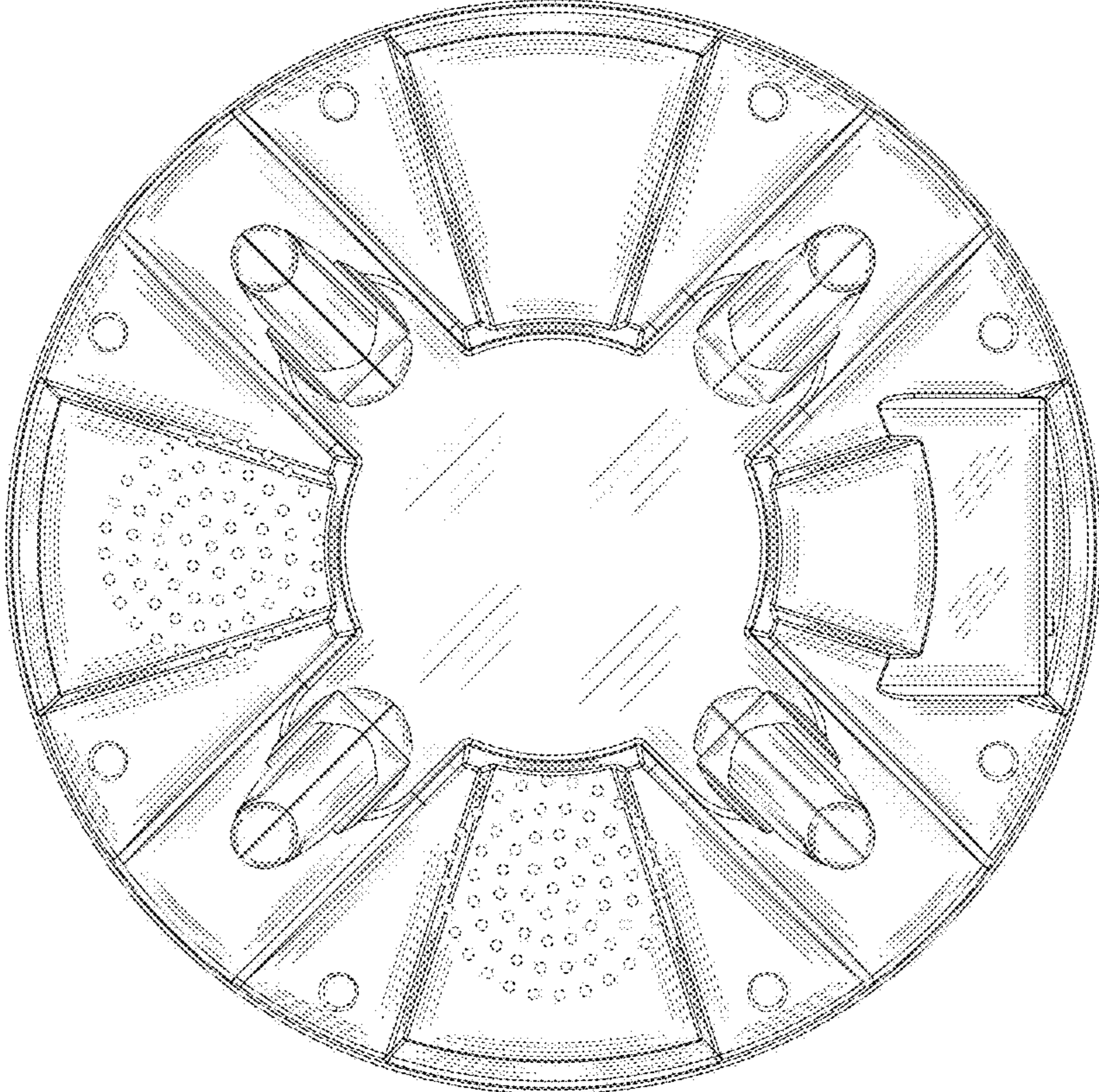


FIG. 7