



US00D933278S

(12) **United States Design Patent** (10) **Patent No.:** **US D933,278 S**
Sooferian (45) **Date of Patent:** **** *Oct. 12, 2021**

(54) **LAMP FIXTURE**

(71) Applicant: **Danny H Sooferian**, Camarillo, CA (US)

(72) Inventor: **Danny H Sooferian**, Camarillo, CA (US)

(*) Notice: This patent is subject to a terminal disclaimer.

(**) Term: **15 Years**

(21) Appl. No.: **29/677,458**

(22) Filed: **Jan. 21, 2019**

(51) **LOC (13) Cl.** **26-05**

(52) **U.S. Cl.**
USPC **D26/67**

(58) **Field of Classification Search**
USPC D26/67-70, 85
CPC .. F21S 8/022; F21S 8/032; F21S 8/036; F21S 8/081; F21S 8/083; F21S 8/088; F21S 9/037; F21S 10/046; F21V 21/0824; F21W 2111/02; F21W 2111/023
See application file for complete search history.

(56) **References Cited**

U.S. PATENT DOCUMENTS

D629,951 S *	12/2010	Sooferian	D26/68
D629,952 S *	12/2010	Sooferian	D26/68
D678,575 S *	3/2013	Chen	D26/67
D707,380 S *	6/2014	Sooferian	D26/68
D716,988 S *	11/2014	Sooferian	D26/68
D756,015 S *	5/2016	Sooferian	D26/68
D824,069 S *	7/2018	Chen	D26/67

D882,143 S *	4/2020	Sooferian	D26/67
D887,612 S *	6/2020	Hollinger	D26/67
D888,311 S *	6/2020	Sooferian	D26/67
D892,381 S *	8/2020	Lin	D26/67
2006/0146534 A1 *	7/2006	Morton	F21V 21/0824 362/253
2018/0252371 A1 *	9/2018	Chelf	F21K 9/64

OTHER PUBLICATIONS

Azirier Solar Lights available at amazon.com as early as Jul. 11, 2019. (Year: 2019).*
Solpex 8 Pack Solar Pathway Lights available at amazon.com Sep. 26, 2019. (Year: 2019).*
Solar Black Outdoor Integrated LED Landscape Path Light Model #NXT-74052 by Hampton Bay available at homedepot.com as early as Nov. 1, 2017. (Year: 2017).*

* cited by examiner

Primary Examiner — Clare E Heflin

(74) *Attorney, Agent, or Firm* — Colin P. Abrahams

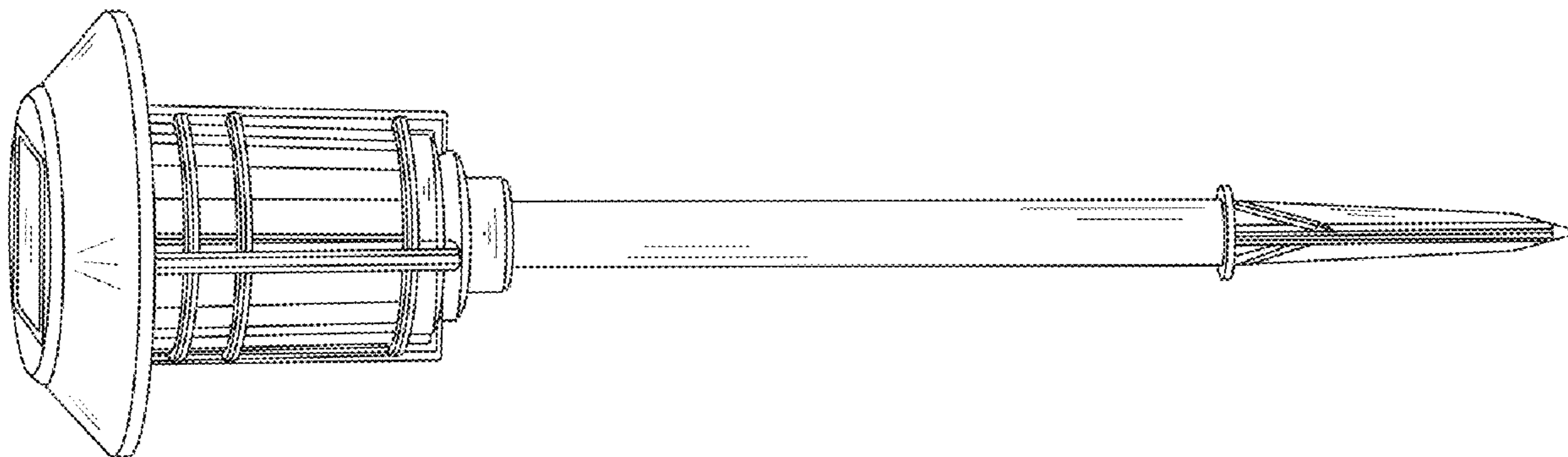
(57) **CLAIM**

The ornamental design for a lamp fixture, as shown and described.

DESCRIPTION

FIG. 1 is a front or rear view of a lamp fixture of my new design;
FIG. 2 is a top view of the lamp fixture shown in FIG. 1 of the drawings;
FIG. 3 is a side perspective view of the lamp fixture shown in FIG. 1 of the drawings; and,
FIG. 4 is a bottom view of the lamp fixture shown in FIG. 1 of the drawings.

1 Claim, 2 Drawing Sheets



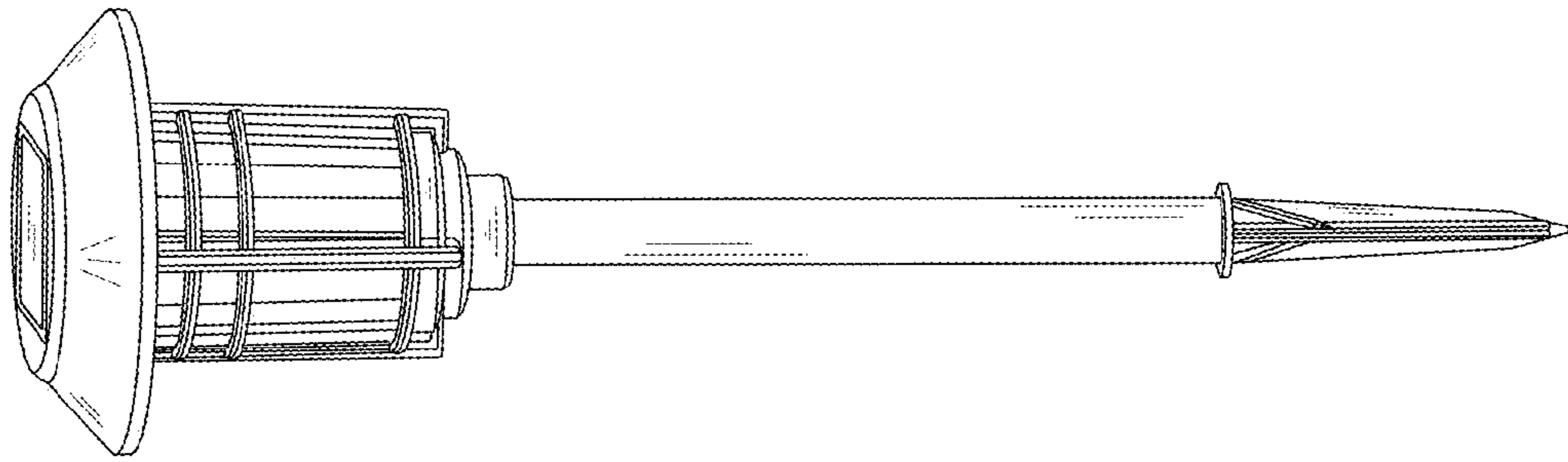


FIGURE 1

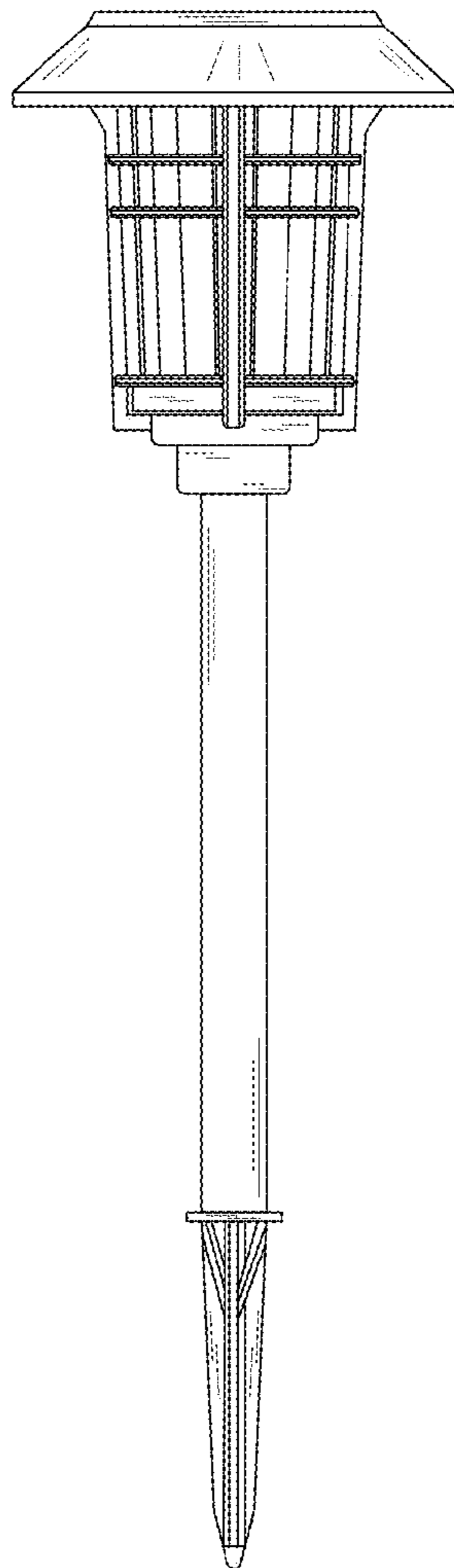


FIGURE 2

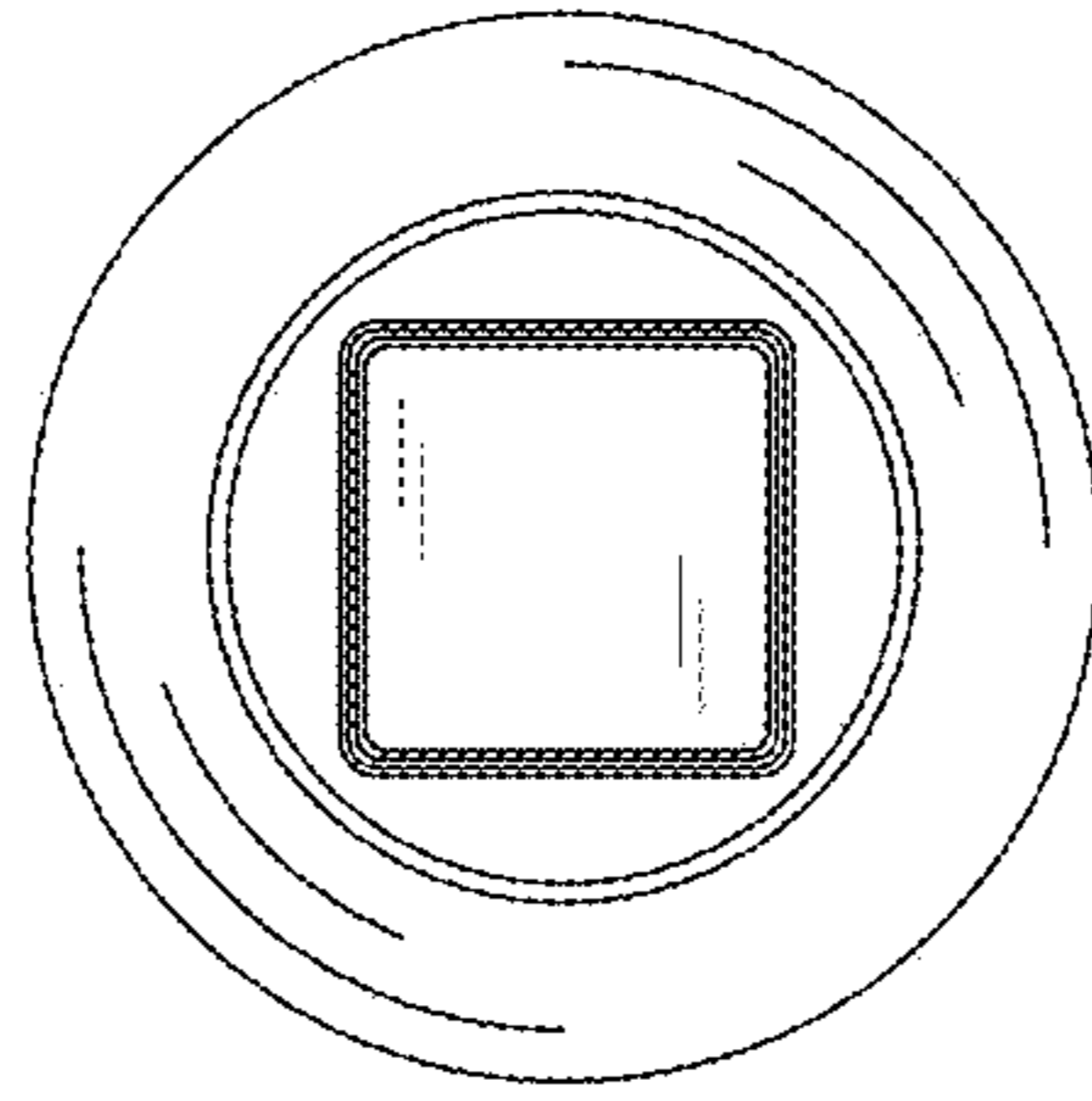


FIGURE 3




FIGURE 4