



US00D933262S

(12) **United States Design Patent**  
**Zhang et al.**

(10) **Patent No.:** **US D933,262 S**  
(45) **Date of Patent:** **\*\* Oct. 12, 2021**

(54) **SOUNDPROOFING FOAM**  
(71) Applicants: **Guangzhou Rantion Technology Co., Ltd.**, Guangzhou (CN); **Guangzhou Zhusen Building Material Co., Ltd.**, Guangzhou (CN); **Donner Technology LLC**, Charlotte, NC (US)  
(72) Inventors: **Jinsheng Zhang**, Guangzhou (CN); **Fujin Chen**, Guangzhou (CN)

D569,160 S 5/2008 Mossbeck  
D619,273 S 7/2010 Bao  
8,579,080 B2 \* 11/2013 Angelico ..... E01F 8/0076  
181/293  
9,027,706 B2 \* 5/2015 Staudt ..... G10K 11/162  
181/295  
9,322,165 B2 \* 4/2016 Luhtala ..... E04B 1/84  
D840,175 S 2/2019 Martin et al.  
D842,500 S 3/2019 Darrow et al.  
10,704,255 B2 \* 7/2020 Hakuta ..... G10K 11/172  
D901,724 S 11/2020 Archie

\* cited by examiner

(\*\*) Term: **15 Years**

*Primary Examiner* — Doris Clark

(21) Appl. No.: **29/764,967**

(74) *Attorney, Agent, or Firm* — Runit Ranjit Kanakia

(22) Filed: **Jan. 5, 2021**

(51) **LOC (13) Cl.** ..... **25-01**

(57) **CLAIM**

(52) **U.S. Cl.**  
USPC ..... **D25/159**

We claim the ornamental design for a soundproofing foam, as shown and described.

(58) **Field of Classification Search**  
USPC ..... D25/159, 160  
CPC ... E04C 2/528; E04C 2/00; E04C 2/04; E04C 2/041; E04F 13/0869; E04F 13/0871; E04F 13/0864; E04B 1/12; E04B 1/84; E04B 1/8404; E04B 1/99; E04B 2/7409; E04B 2001/8419; E04B 2001/8414; E04B 2001/8423; E04B 2001/849; G10K 2210/118; G10K 2210/119  
See application file for complete search history.

**DESCRIPTION**

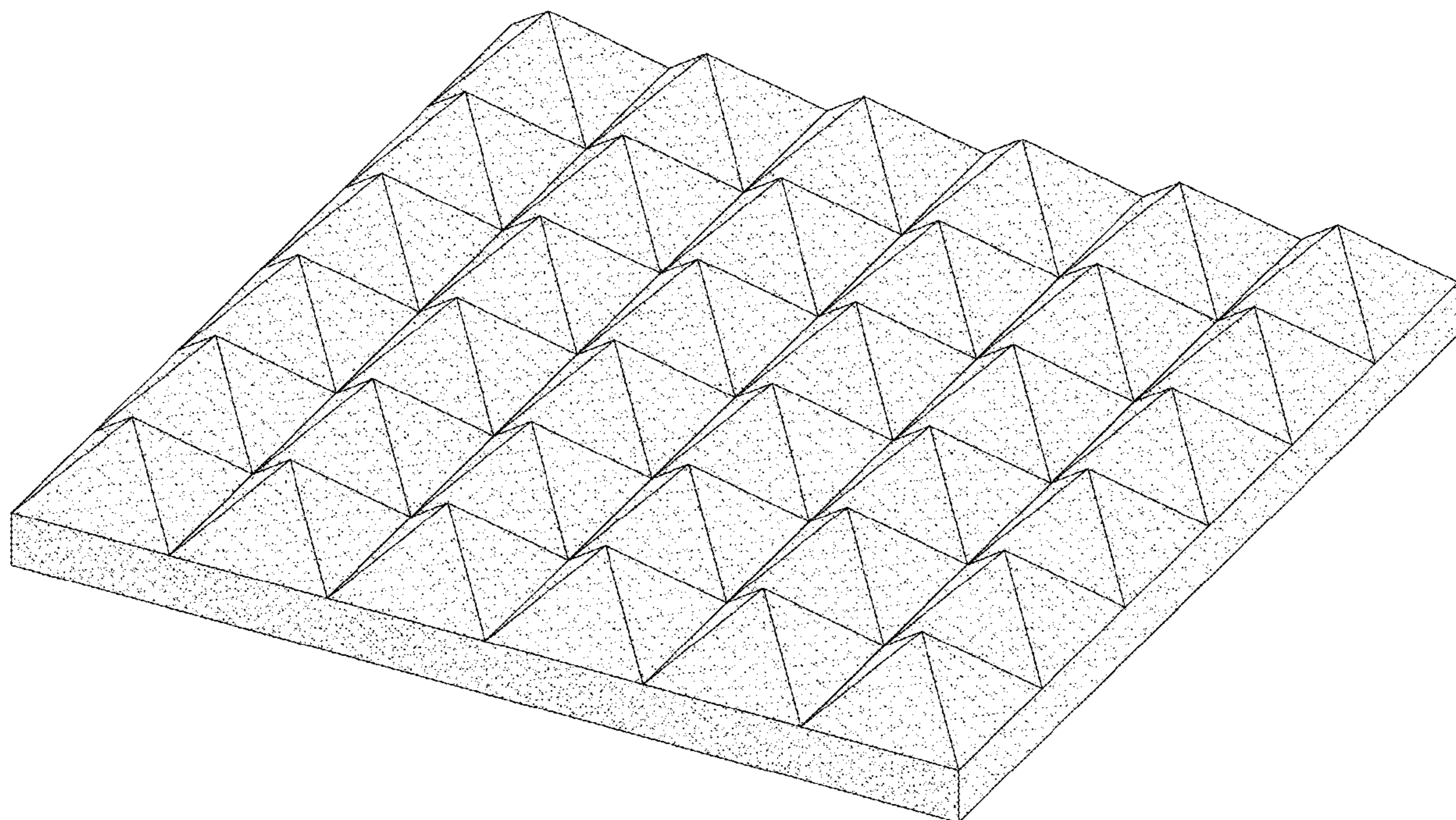
(56) **References Cited**

**U.S. PATENT DOCUMENTS**

D235,637 S \* 7/1975 Clayton ..... G10K 11/172  
D25/160  
D275,326 S \* 8/1984 Bergsland ..... D25/160

FIG. 1 is a Perspective view of a soundproofing foam showing our new design;  
FIG. 2 is a Front view thereof;  
FIG. 3 is a Back view thereof;  
FIG. 4 is a Right-side view thereof;  
FIG. 5 is a Left-side view thereof;  
FIG. 6 is a Top view thereof;  
FIG. 7 is a Bottom view thereof; and,  
FIG. 8 is another Perspective view thereof.  
The broken lines in the drawings depict portions of the soundproofing foam that form no part of the claimed design.

**1 Claim, 6 Drawing Sheets**



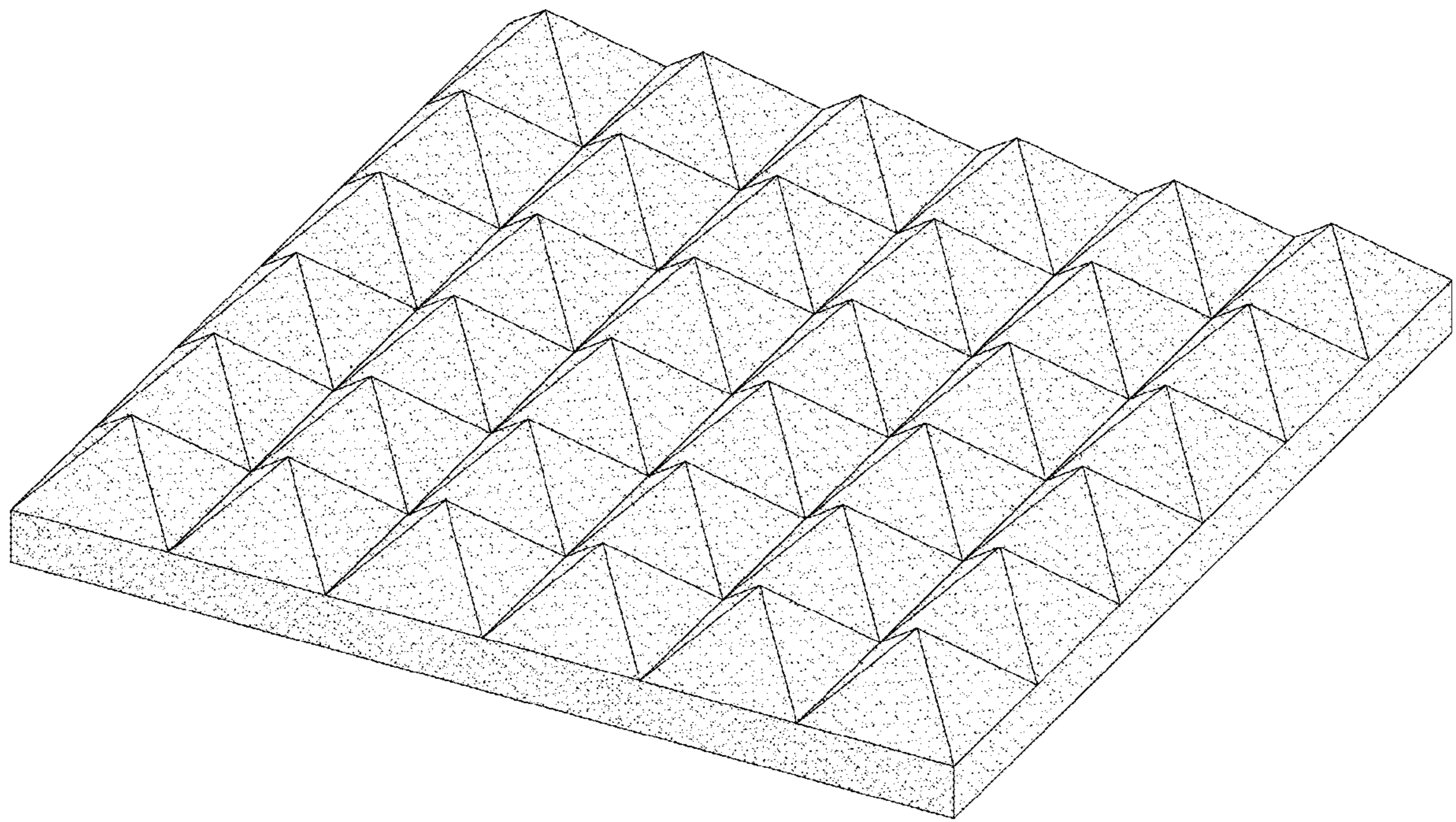


FIG. 1

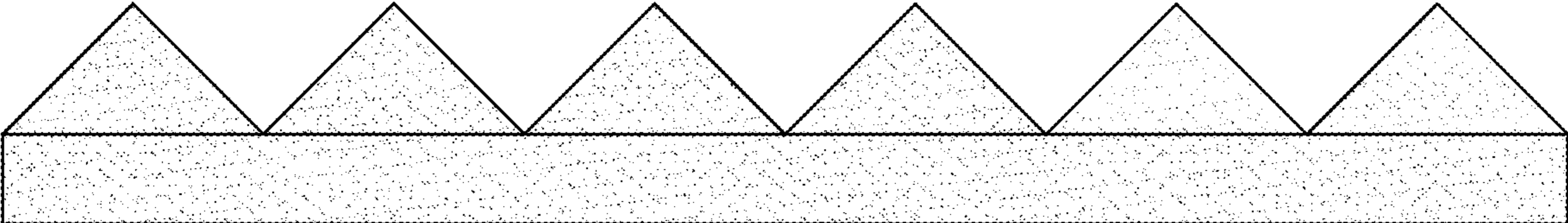


FIG. 2

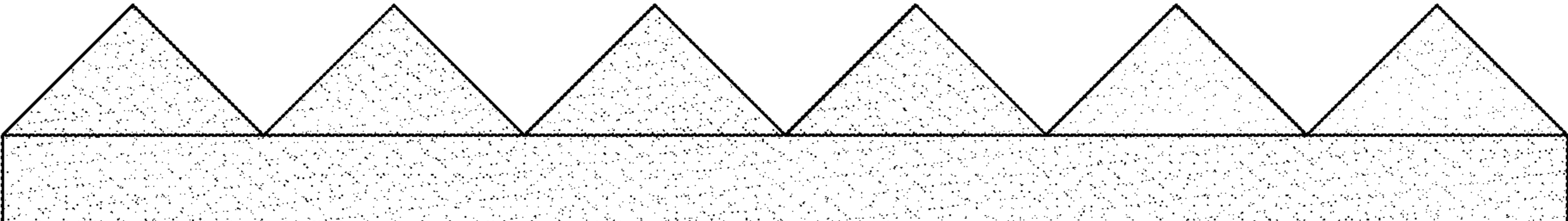


FIG. 3

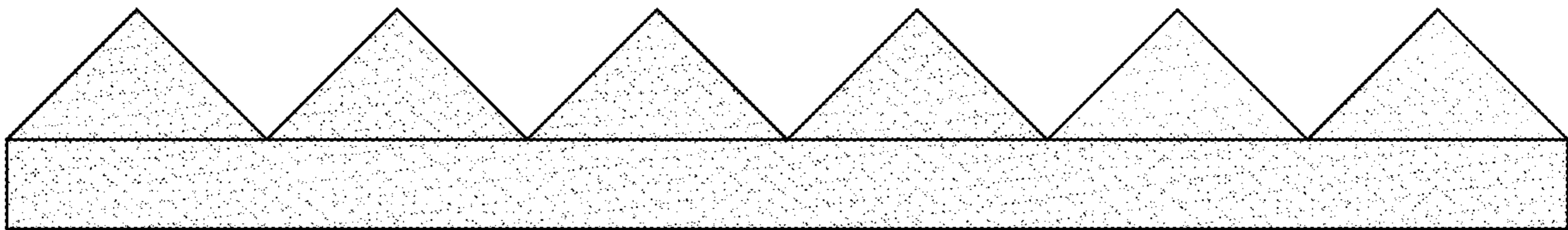


FIG. 4

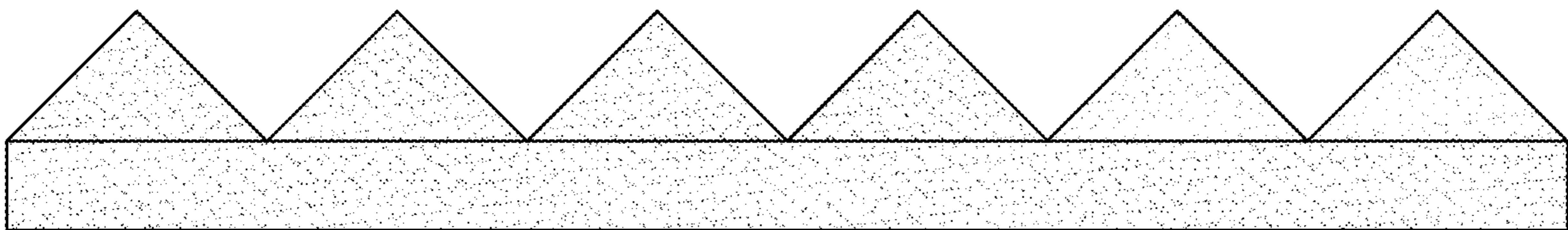


FIG. 5




FIG. 6




FIG. 7

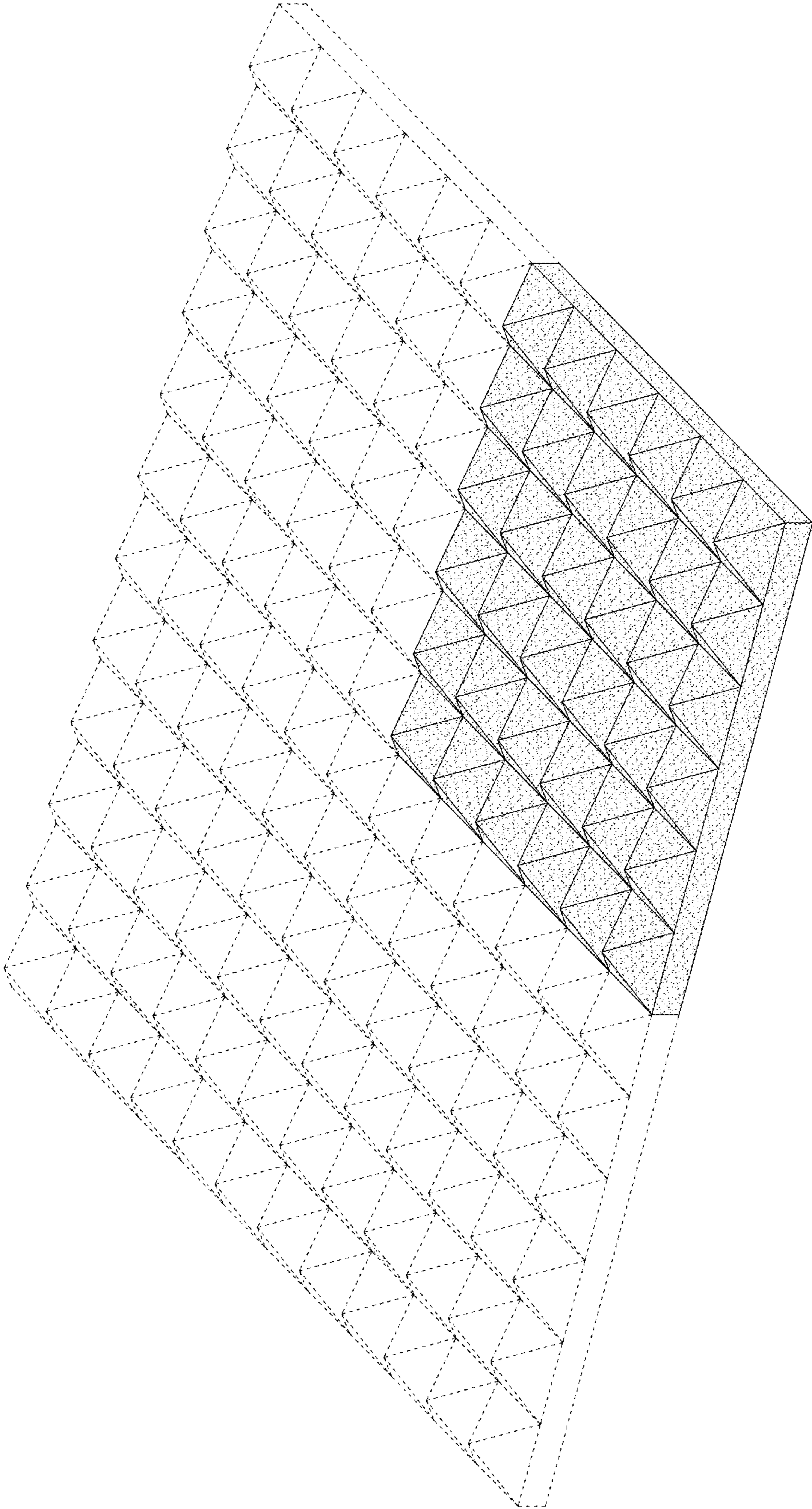


FIG. 8