

US00D933196S

(12) **United States Design Patent**
Gibb et al.

(10) **Patent No.:** **US D933,196 S**
(45) **Date of Patent:** **** Oct. 12, 2021**

(54) **FUEL TANK FRAME**

(56) **References Cited**

(71) Applicant: **Worthington Industries, Inc.**,
Columbus, OH (US)
(72) Inventors: **Gary Gibb**, Stow, OH (US); **Michael
Pintz**, Fairview Park, OH (US);
Stephen Polatas, North Canton, OH
(US)
(73) Assignee: **WORTHINGTON INDUSTRIES,
INC.**, Columbus, OH (US)

U.S. PATENT DOCUMENTS

D44,342 S	9/1864	Sawyer	
D29,841 S	12/1898	Vrooman	
4,471,757 A	9/1984	Rogers	
6,240,909 B1	6/2001	Scott	
6,257,360 B1	7/2001	Wozniak	
6,648,130 B1	11/2003	Hasson	
D539,290 S *	3/2007	Zhu	D14/447
D567,575 S *	4/2008	Rapaz	D7/354

(Continued)

(**) Term: **15 Years**

OTHER PUBLICATIONS

(21) Appl. No.: **29/677,872**

TX 525 Compact Utility Loader found at <https://www.toro.com/en-gb/parts/partdetails/?id=33211> pm Sep. 23, 2016.

(22) Filed: **Jan. 24, 2019**

(Continued)

Related U.S. Application Data

(63) Continuation of application No. 29/563,689, filed on May 6, 2016, now Pat. No. Des. 843,559, which is a continuation of application No. 29/520,243, filed on Mar. 12, 2015, now Pat. No. Des. 759,229, which is a continuation of application No. 29/473,251, filed on Nov. 20, 2013, now abandoned.

Primary Examiner — Christian P. McLean

(74) *Attorney, Agent, or Firm* — Tucker Ellis LLP

(51) **LOC (13) Cl.** **23-04**

(57) **CLAIM**

The ornamental design for a fuel tank frame, as shown and described.

(52) **U.S. Cl.**

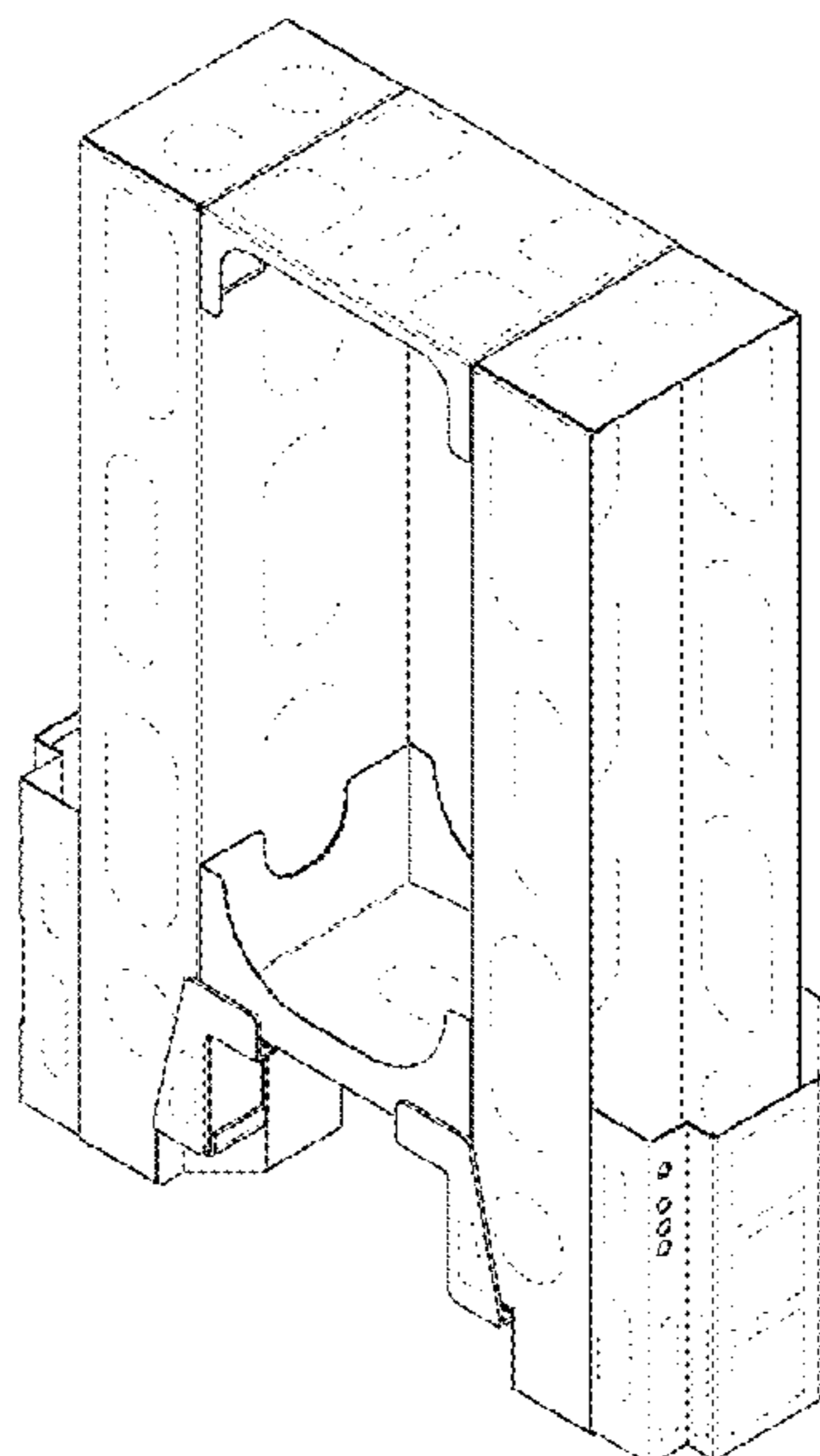
DESCRIPTION

USPC **D23/499**
(58) **Field of Classification Search**
USPC D6/675.4, 682.2, 682.3, 691.8; D7/403,
D7/404, 354; D9/432; D12/218;
D13/122; D14/447; D17/99; D23/403,
D23/409, 410, 415–422, 499; D28/18
CPC A47B 91/005; B65D 1/38; B65D 11/14;
B65D 19/02; B65D 19/07; B65D
19/0006; B65D 19/0075; C10L 5/365;
F17C 13/08; F17C 2205/01; F17C
2205/0107; F17C 2205/018

FIG. 1 is a perspective view of a fuel tank frame;
FIG. 2 is a front view of the fuel tank frame of FIG. 1;
FIG. 3 is a back view of the fuel tank frame of FIG. 1;
FIG. 4 is a left side view of the fuel tank frame of FIG. 1;
FIG. 5 is a right side view of the fuel tank frame of FIG. 1;
FIG. 6 is a top view of the fuel tank frame of FIG. 1; and,
FIG. 7 is a bottom view of the fuel tank frame of FIG. 1.
The broken lines illustrate portions of the fuel tank frame
and are also bounds of the claimed design, and form no part
of the claimed design.

See application file for complete search history.

1 Claim, 5 Drawing Sheets



(56)

References Cited

U.S. PATENT DOCUMENTS

D597,370 S * 8/2009 Watkins D7/354
 D616,742 S * 6/2010 Lymn D9/432
 D621,704 S * 8/2010 Lymn D9/432
 D642,736 S * 8/2011 Reidy D28/18
 D694,167 S 11/2013 Forsberg
 D695,202 S 12/2013 Forsberg
 D697,195 S * 1/2014 Gibb D23/499
 8,807,256 B2 * 8/2014 Gibb B60K 15/013
 180/69.5
 D744,332 S * 12/2015 D'Anglade D9/432
 9,340,108 B2 5/2016 Goedken
 D759,229 S * 6/2016 Gibb D23/499
 D760,000 S * 6/2016 Brandes D6/682.3
 9,428,333 B2 8/2016 Simmons
 D785,778 S * 5/2017 Gibb D23/499
 D830,741 S * 10/2018 Nourie D6/672
 10,329,048 B2 * 6/2019 Nelson B65D 5/443
 D862,972 S * 10/2019 Hatuka D7/354
 D896,630 S * 9/2020 Gomez D9/418
 D899,247 S * 10/2020 Kilduff D9/432

D913,784 S * 3/2021 O'Donnell D9/432
 2011/0056481 A1 3/2011 Binzer
 2013/0309507 A1 11/2013 Lau
 2014/0138173 A1 * 5/2014 Gibb B60K 15/013
 180/69.5
 2014/0212822 A1 7/2014 Kirby
 2015/0008228 A1 1/2015 Zrim

OTHER PUBLICATIONS

Salem, Luis; Agility introduces All-New CNG Rail-Mounted Fuel Systems, Press Release, Mar. 22, 2012, 2 pp. Santa Ana, CA.
 Salem, Luis; Agility Launches an All-New CNG Product, Offering the most Space Efficient Natural Gas Fuel System in the Market, Press release, Jun. 24, 2013, 2 pp. Santa Ana, CA.
 Showtimes—Alternative Fuels & Vehicles National Conference & Expo; Monday, Apr. 2, 2007; 19 pages.
 Showtimes—Alternative Fuels & Vehicles National Conference & Expo; Tuesday, Apr. 3, 2007; 19 pages.
 Journal of Innovative Management; vol. 9, No. 3; Spring 2004; 68 pages.

* cited by examiner

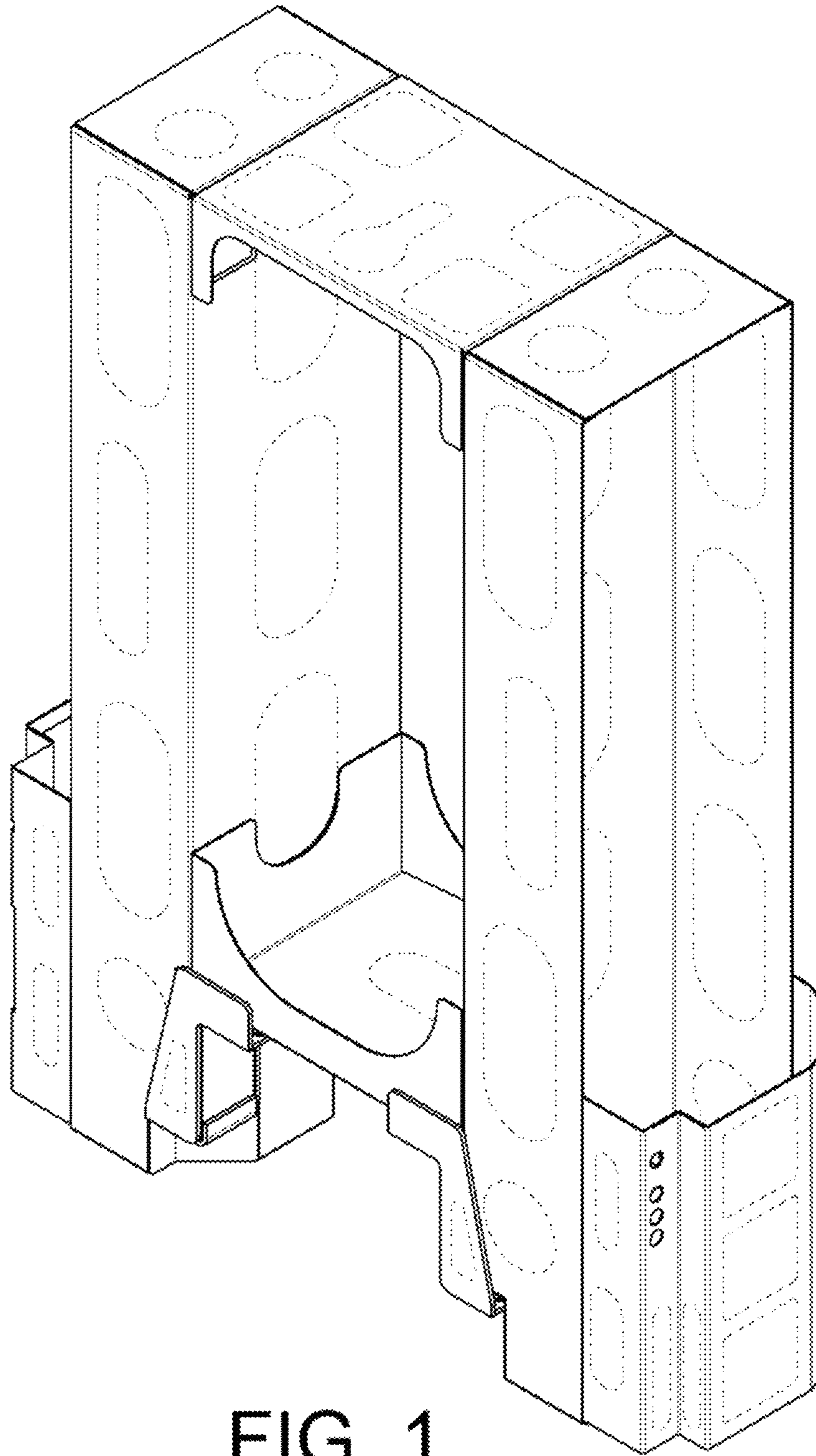


FIG. 1

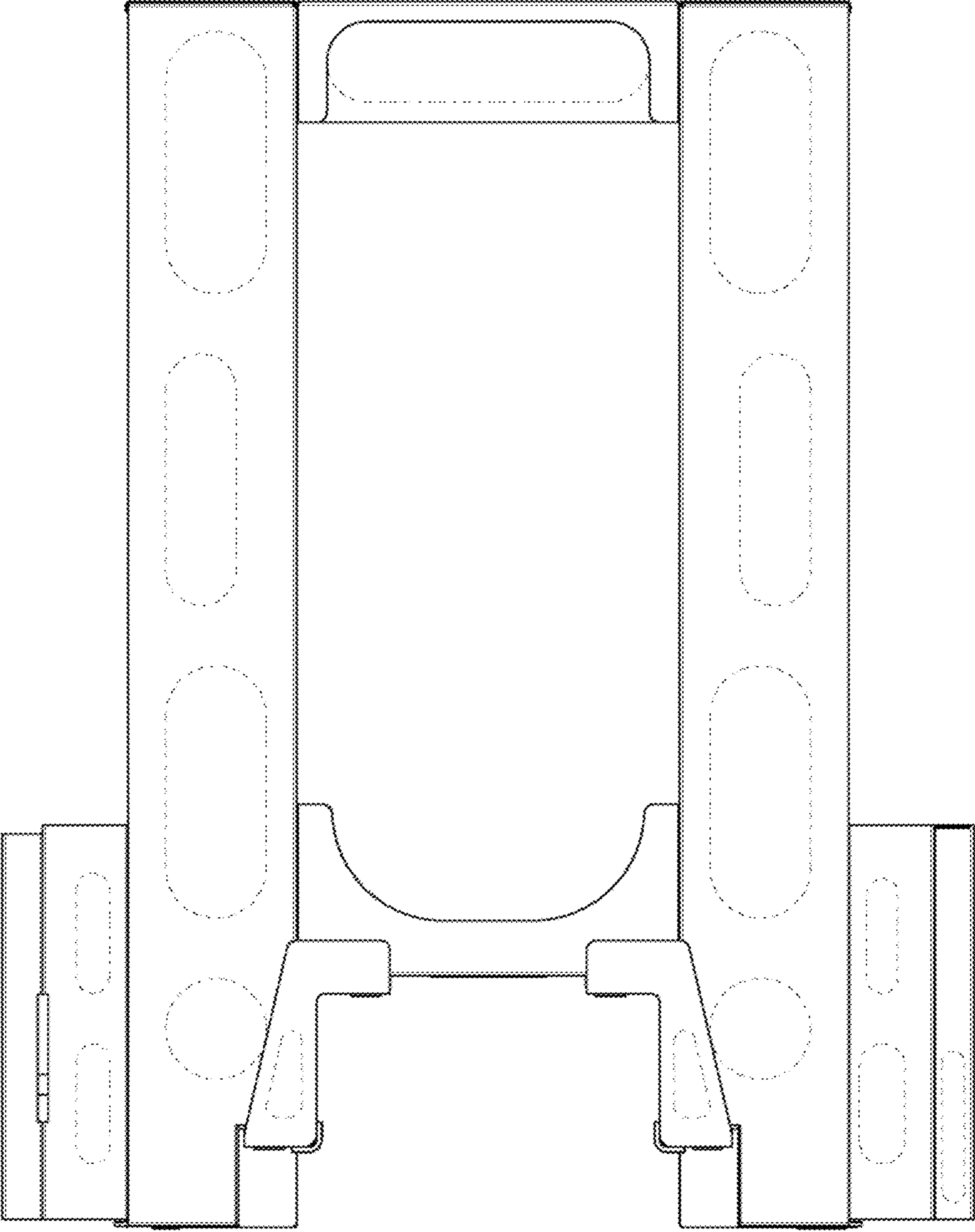


FIG. 2

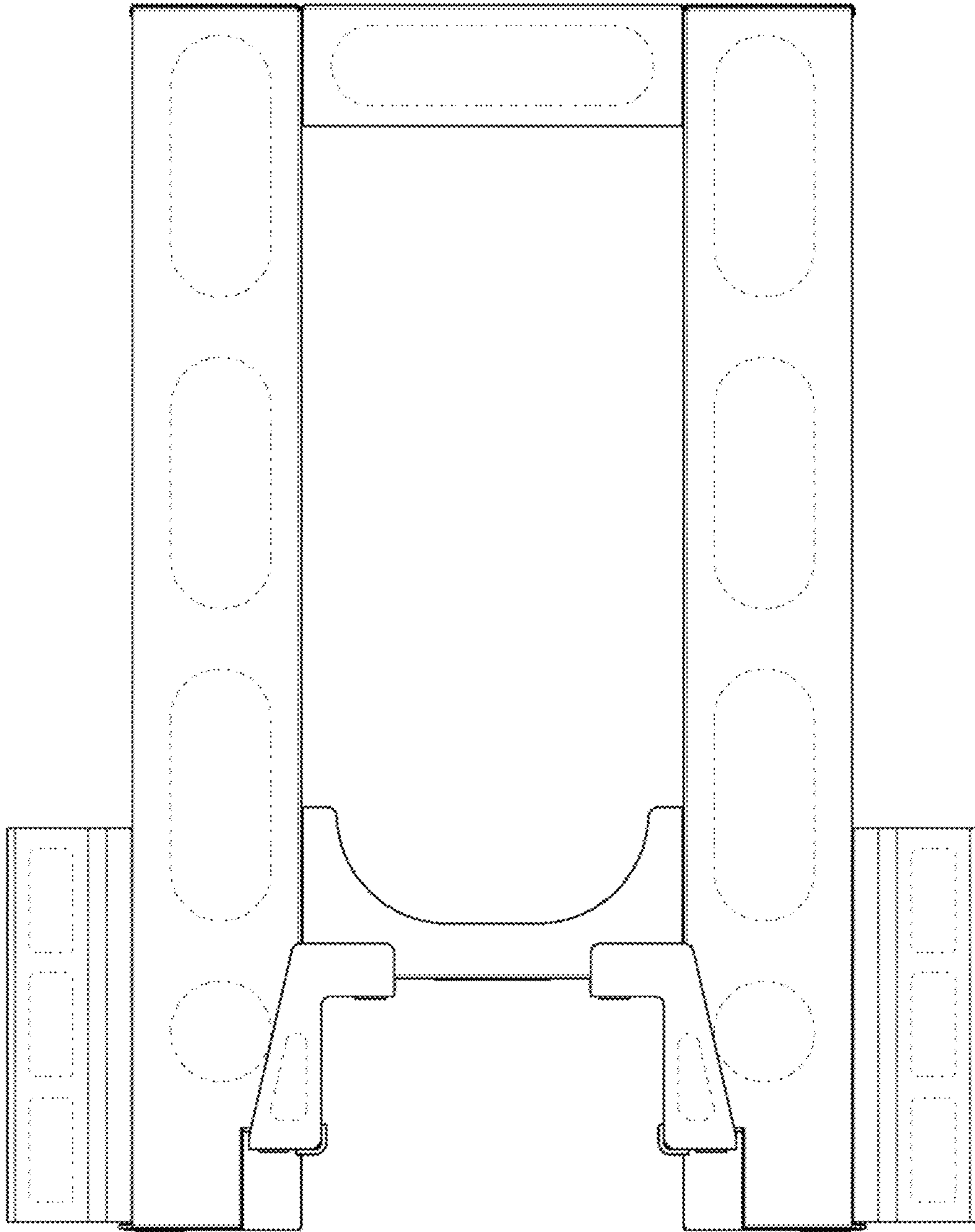


FIG. 3

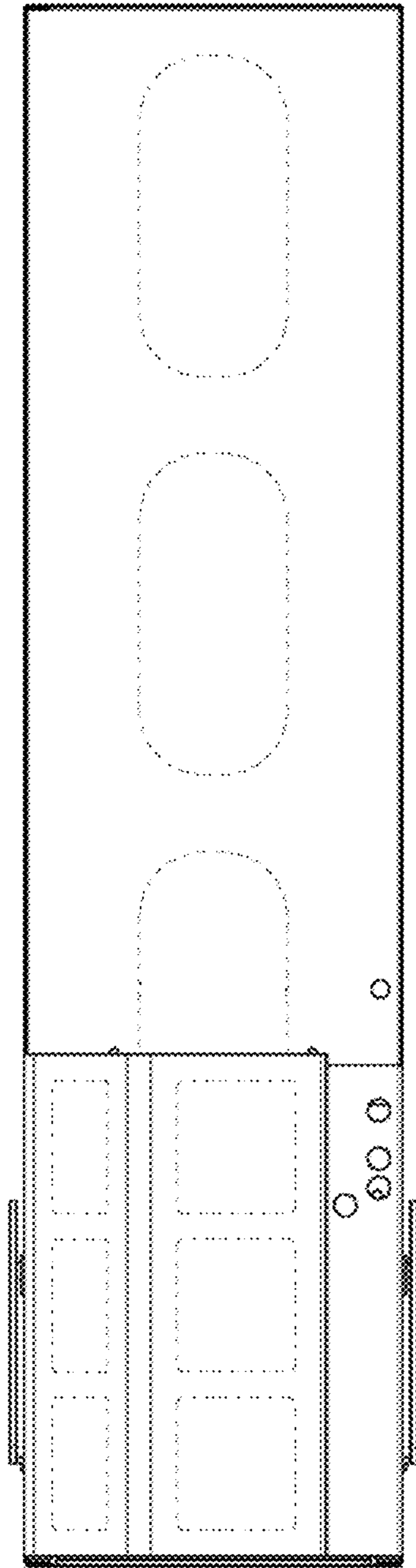


FIG. 4

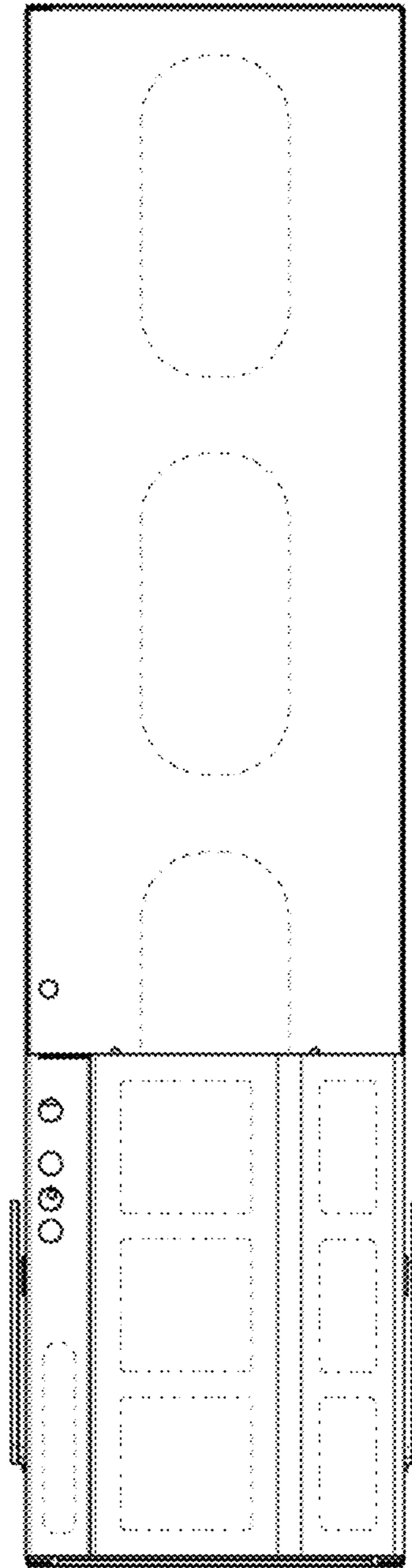


FIG. 5

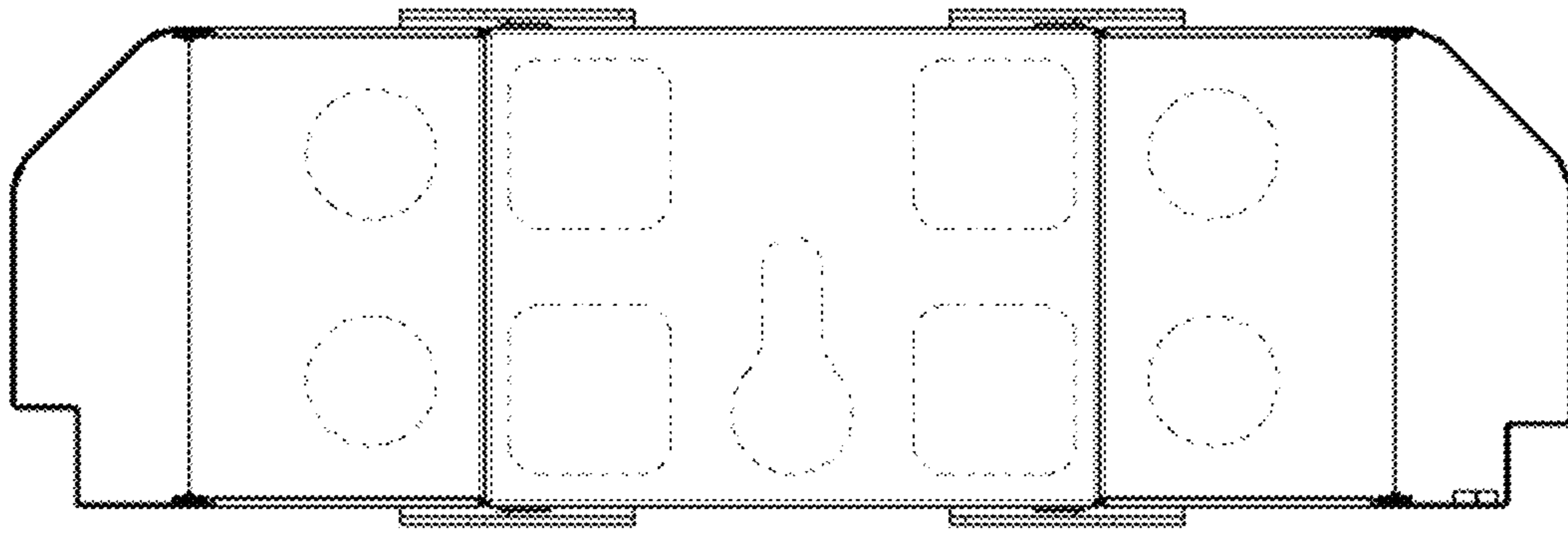


FIG. 6

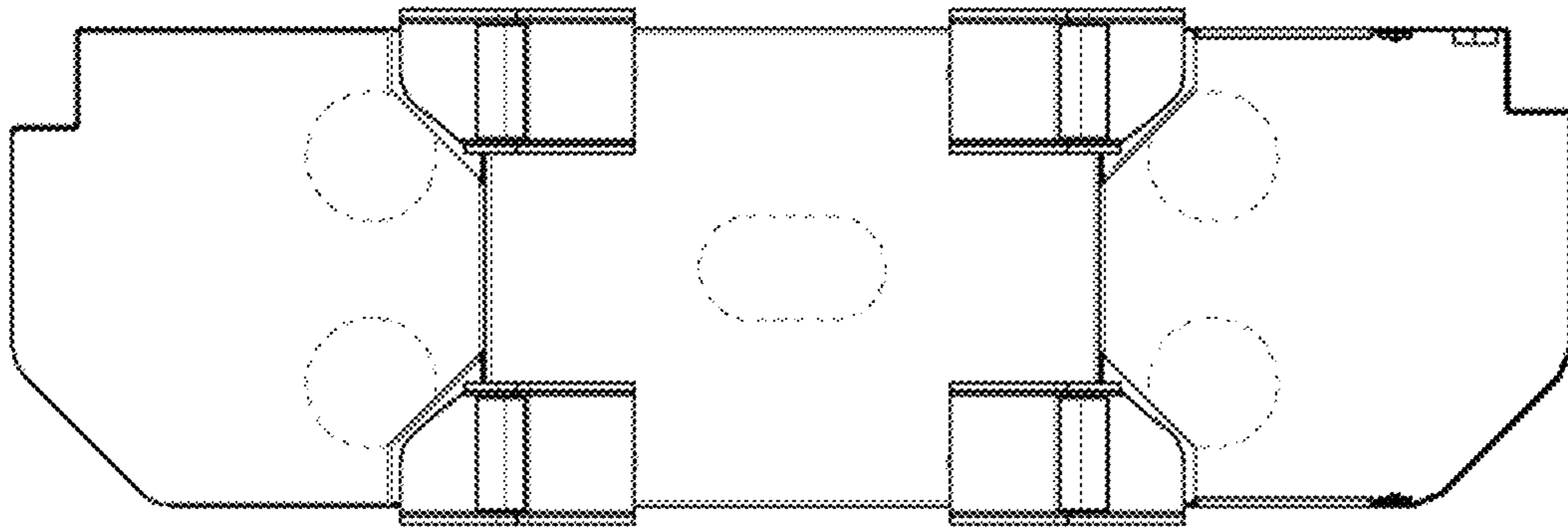


FIG. 7