



US00D933164S

(12) **United States Design Patent** (10) **Patent No.:** **US D933,164 S**
Williams (45) **Date of Patent:** **** Oct. 12, 2021**

(54) **COMBINED FAUCET AND FILTER CAP**

FOREIGN PATENT DOCUMENTS

(71) Applicant: **AS America, Inc.**, Piscataway, NJ (US)

KR 300921403.0000 * 10/2016
KR 300997690.0000 * 3/2018

(72) Inventor: **Emilie Williams**, New York, NY (US)

(73) Assignee: **AS America, Inc.**, Piscataway, NJ (US)

(**) Term: **15 Years**

OTHER PUBLICATIONS

(21) Appl. No.: **29/709,483**

Saybrook Filtered Kitchen Faucet, announced Date unavailable[online], [site visited Feb. 4, 2021]. Available from internet, URL:<https://www.americanstandard-us.com/kitchens/kitchen-faucets/saybrook-filtered-kitchen-faucet-53566?variant=polished-chrome> (Year: 2021).
APPASO Pull Down Kitchen Faucet with Sprayer Stainless Steel Brushed Nickel ,announced Jun. 8, 2018[online], [site visited Jan. 22, 2021]. Available from internet, URL:<https://www.amazon.com/APPASO-Stainless-Functions-Sprayhead-K123-BN/dp/B0748CG1LV> (Year: 2018).*

(22) Filed: **Oct. 15, 2019**

(51) **LOC (13) Cl.** **23-01**

(52) **U.S. Cl.**
USPC **D23/238**

(58) **Field of Classification Search**
USPC D23/238-244, 252, 254-255, 257;
D8/307-308

CPC F16K 31/602; F16K 31/605; F16K 31/607;
E03C 1/0412

See application file for complete search history.

* cited by examiner

Primary Examiner — Barbara Fox

Assistant Examiner — Jamaal Rasheed

(56) **References Cited**

(57) **CLAIM**

U.S. PATENT DOCUMENTS

I claim the ornamental design for a combined faucet and filter cap, shown and described.

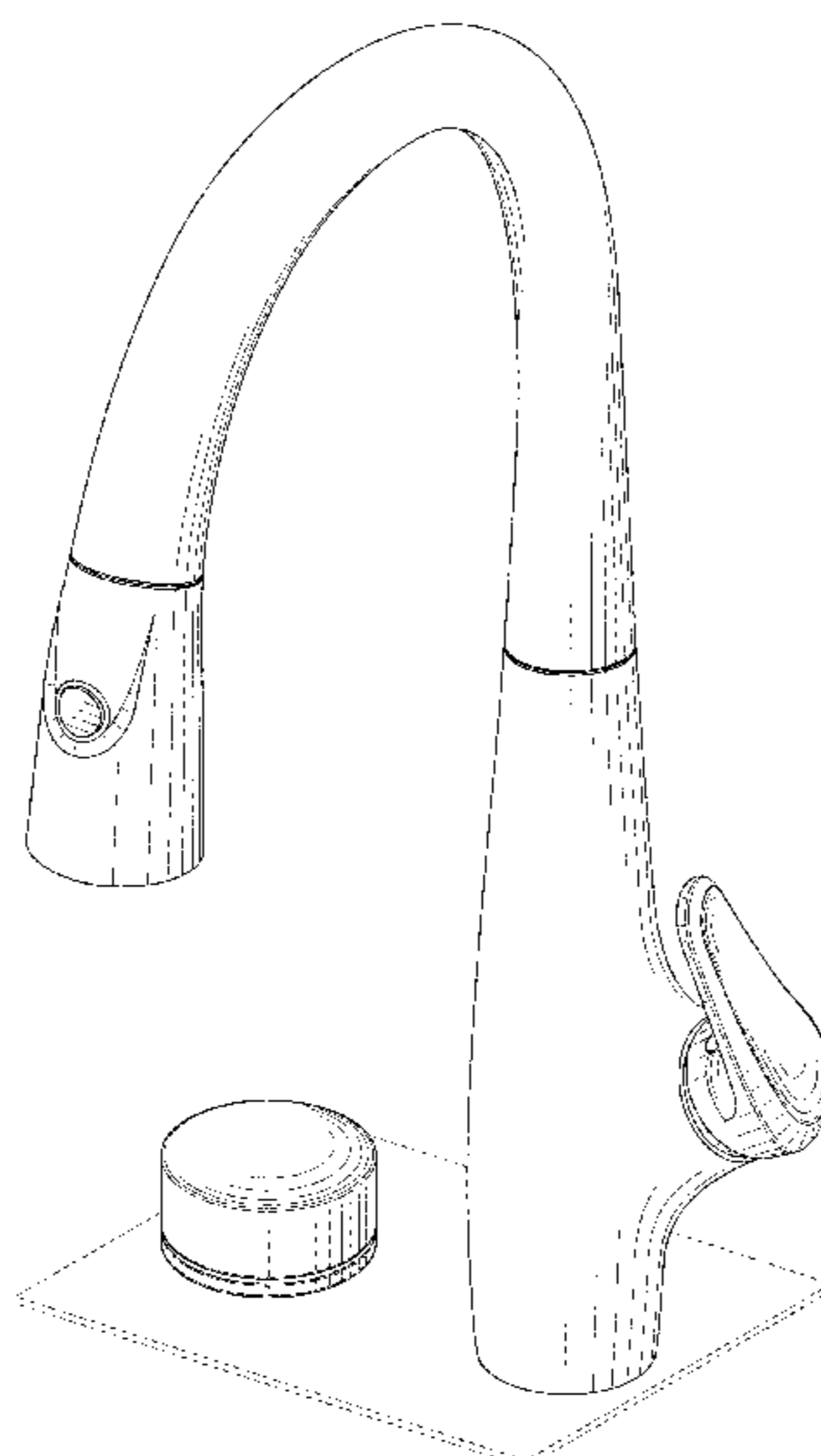
D564,075 S *	3/2008	Williams	D23/238
D597,632 S *	8/2009	Obara	D23/250
D602,568 S *	10/2009	Kwok	D23/238
D620,558 S *	7/2010	Krumpe	D23/238
D667,933 S *	9/2012	Kwok	D23/238
D677,760 S *	3/2013	Romero	D23/255
D705,399 S *	5/2014	Flowers	D23/238
D714,916 S *	10/2014	Flowers	D23/255
D723,661 S *	3/2015	Zhang	D23/238
9,057,184 B2 *	6/2015	Meehan	F21V 33/004
D825,720 S *	8/2018	Zeng	D23/238
D837,944 S *	1/2019	Soulier	D23/250
D845,439 S *	4/2019	Zhang	D23/238
D847,304 S *	4/2019	Wu	D23/238
D847,950 S *	5/2019	Zhang	D23/238
D849,203 S *	5/2019	Zhang	D23/238
D852,325 S *	6/2019	Eads	D23/238
D877,296 S *	3/2020	Tentler	D23/238
D900,280 S *	10/2020	Judge	D23/238

DESCRIPTION

FIG. 1 is a front, right side perspective view of a combined faucet and filter cap showing my new design;
FIG. 2 is a front view thereof;
FIG. 3 is a rear view thereof;
FIG. 4 is a left side view thereof;
FIG. 5 is a right side view thereof;
FIG. 6 is a top view thereof; and,
FIG. 7 is a bottom view thereof.

The broken lines shown in the figures depict portions of the combined faucet and filter cap that form no part of the claimed design.

1 Claim, 7 Drawing Sheets



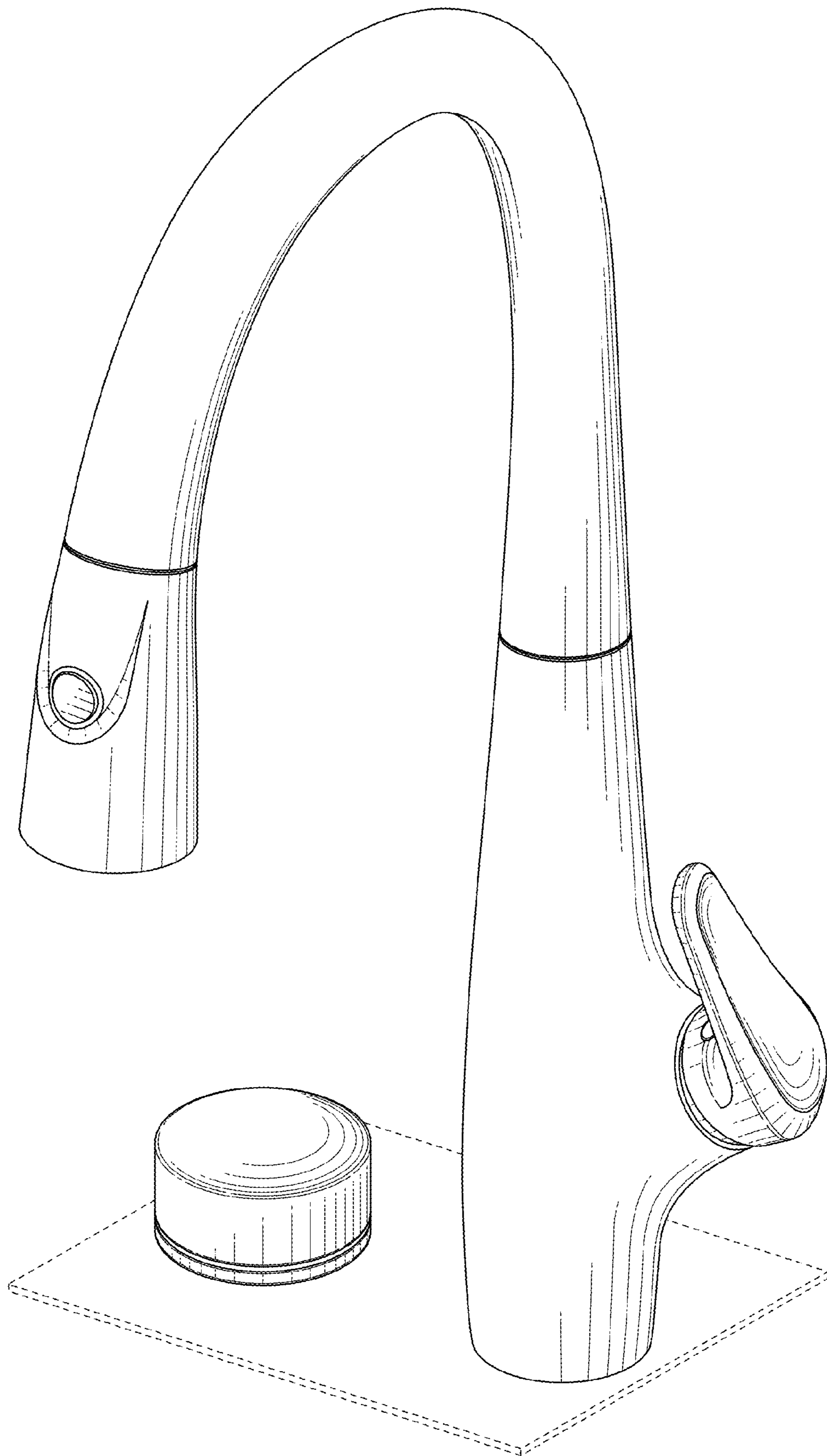


FIG. 1

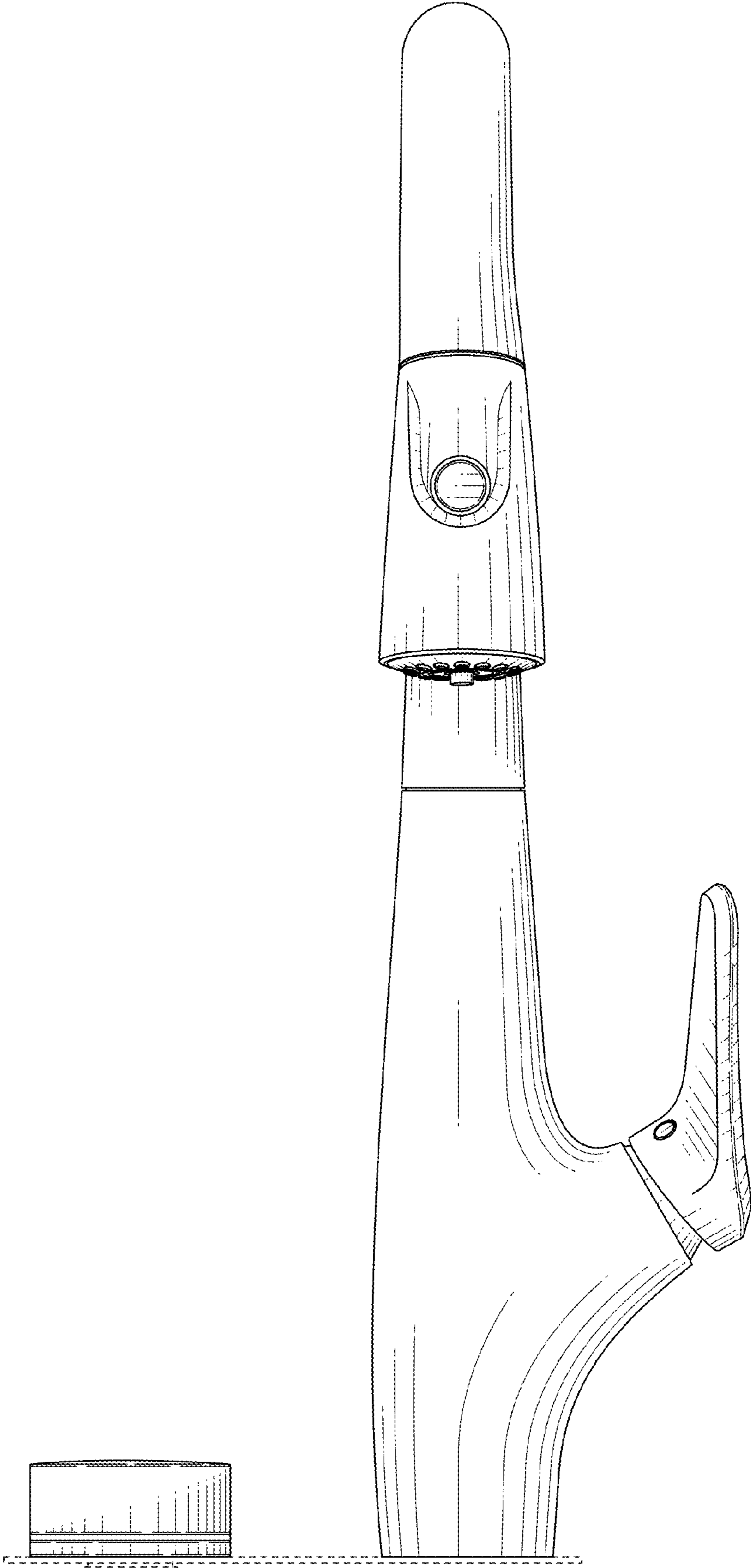


FIG. 2

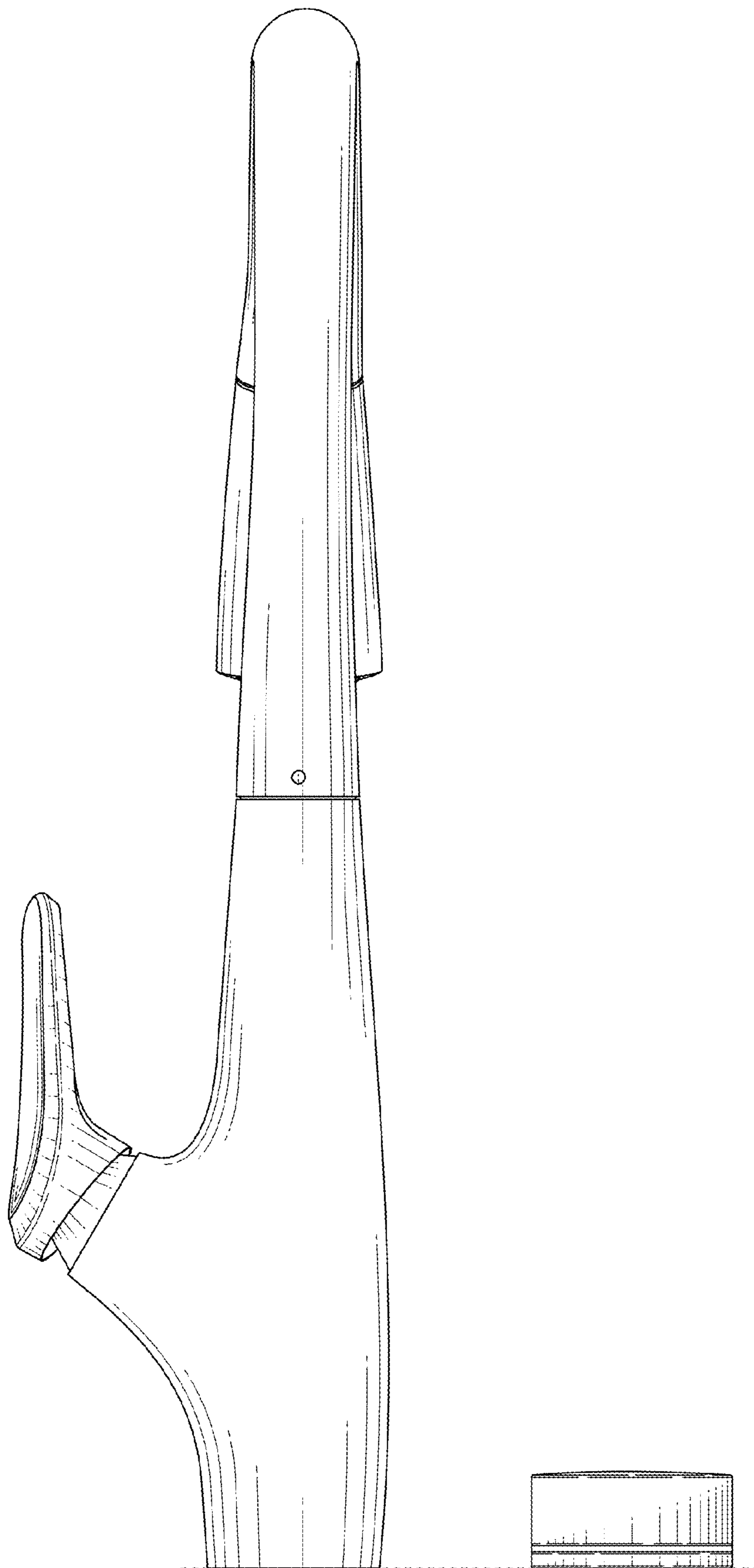


FIG. 3

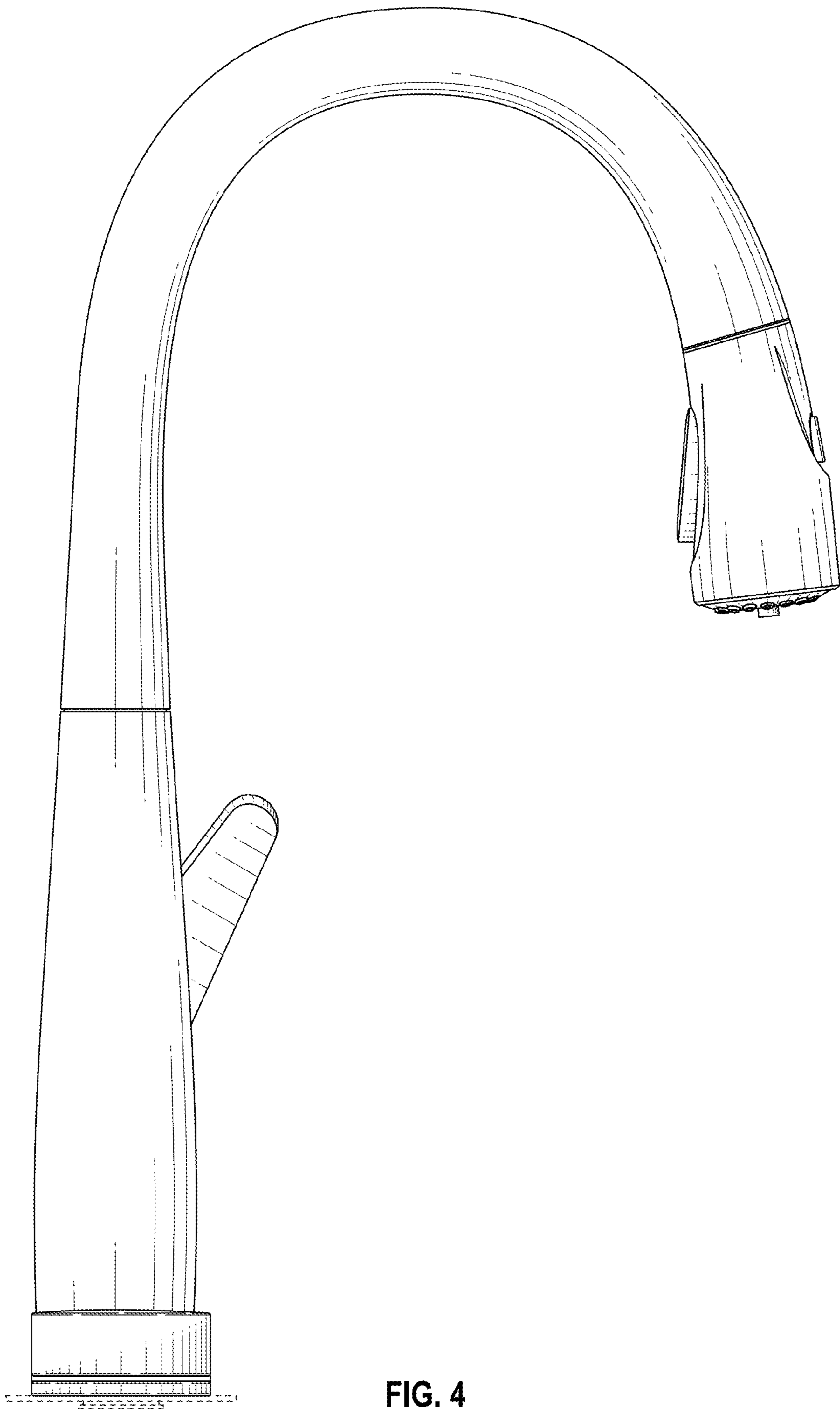


FIG. 4

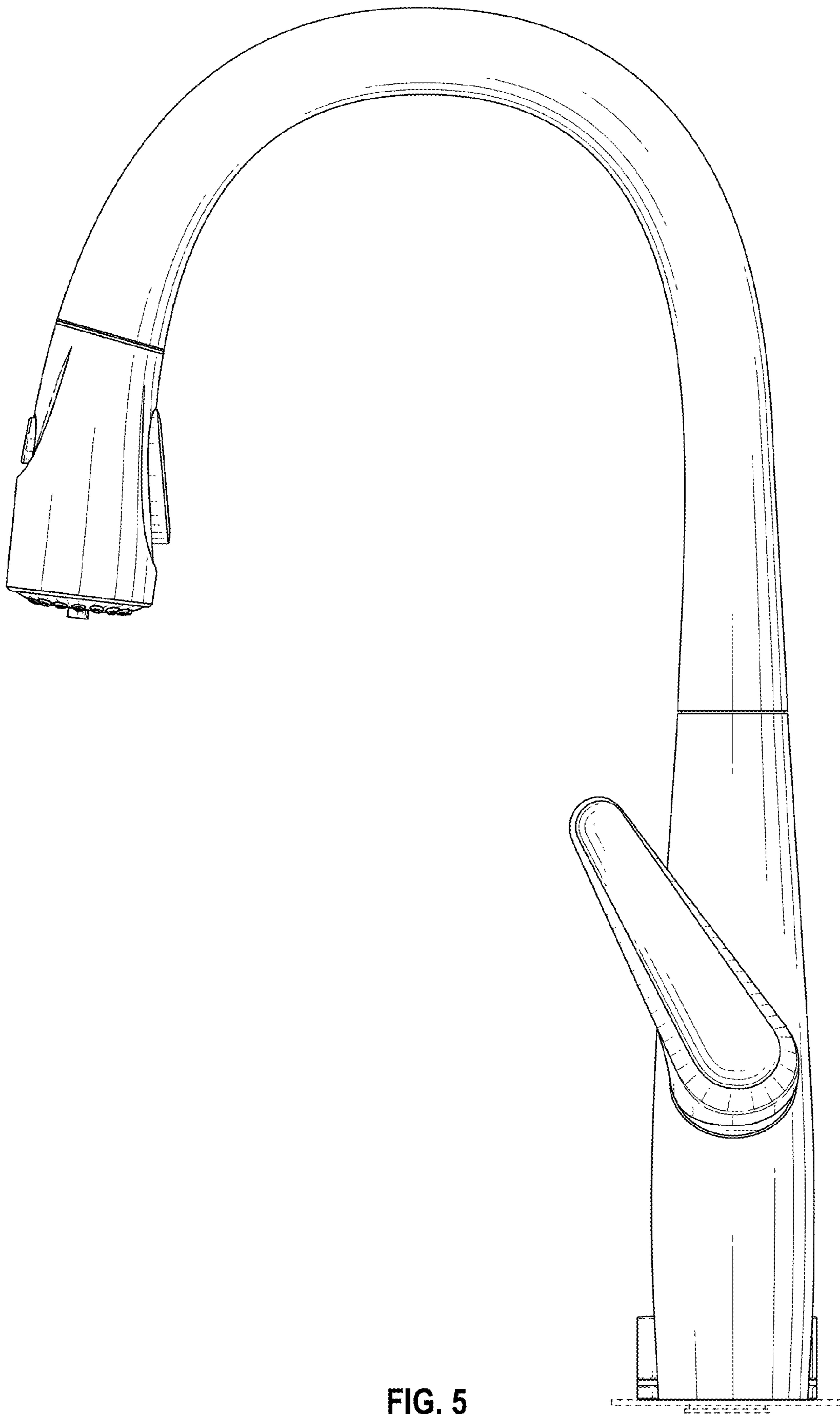


FIG. 5

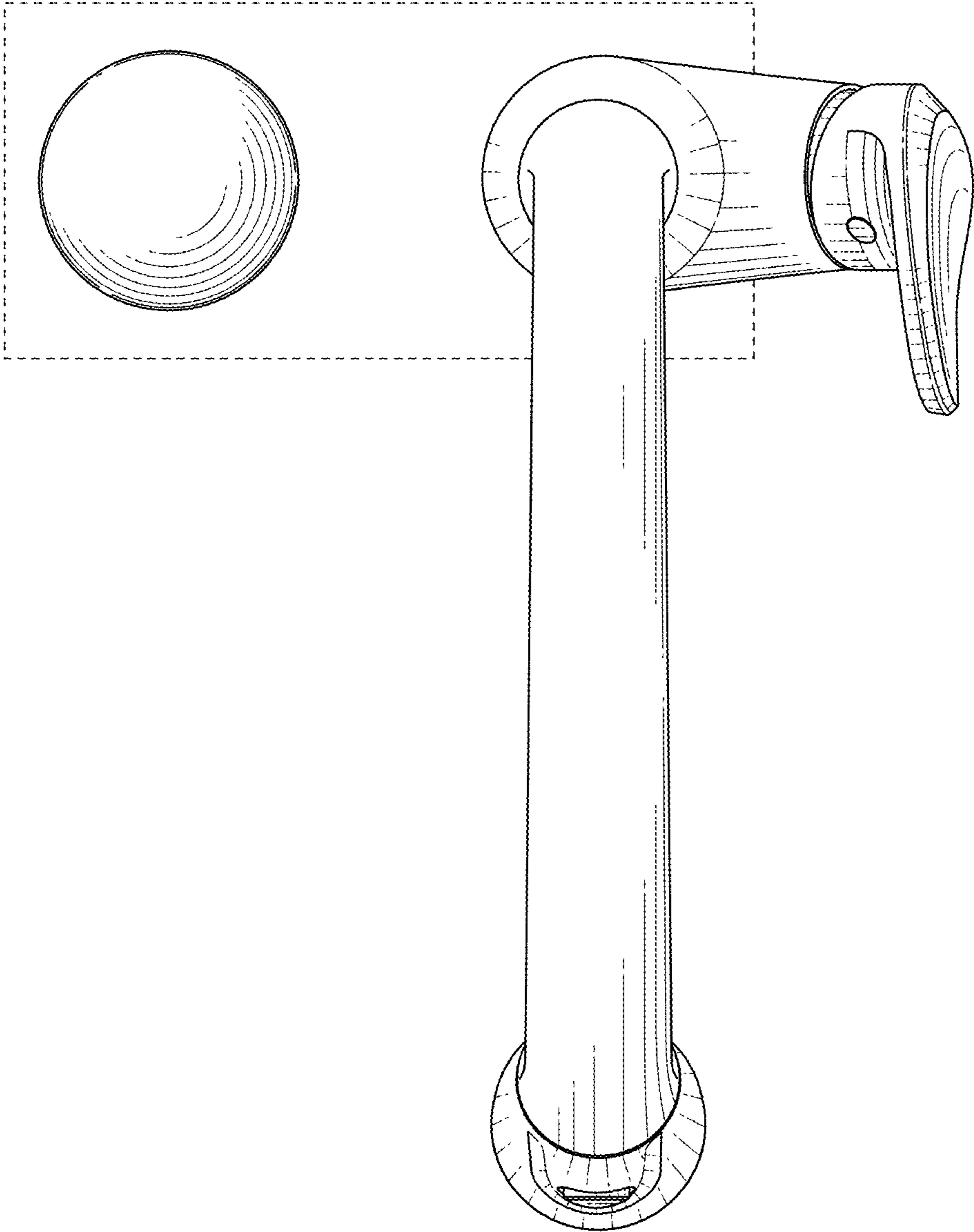


FIG. 6

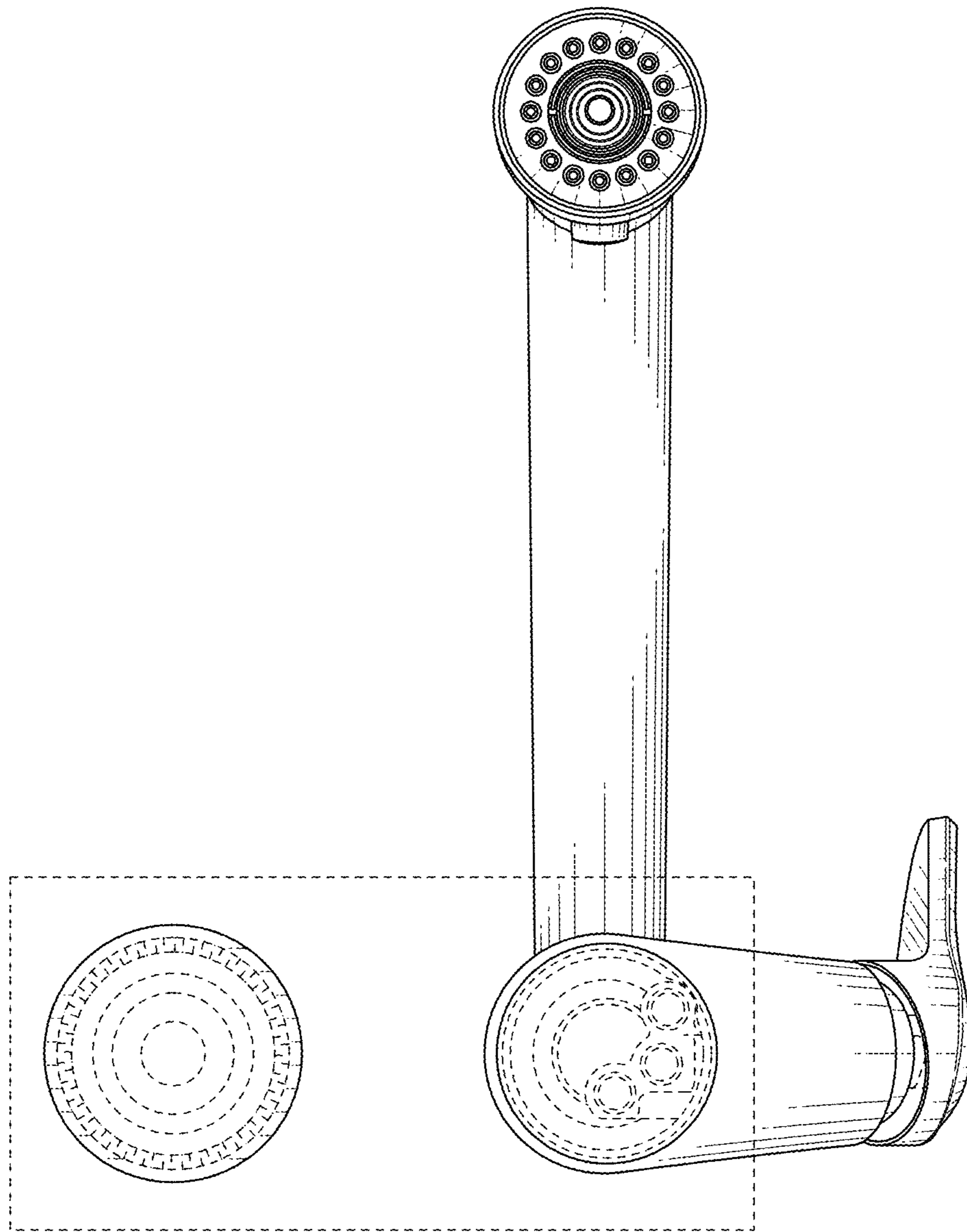


FIG. 7