



US00D933159S

(12) **United States Design Patent**
Ross et al.

(10) **Patent No.: US D933,159 S**

(45) **Date of Patent: ** *Oct. 12, 2021**

(54) **COMPONENT MIXING CHAMBER**

(71) Applicant: **Graco Minnesota Inc.**, Minneapolis, MN (US)

(72) Inventors: **Daniel P. Ross**, Vadnais Heights, MN (US); **Samuel R. Stewart**, Minneapolis, MN (US); **Jacob R. Whiteoak**, Blaine, MN (US); **Jack A. Bosak**, Coon Rapids, MN (US)

(73) Assignee: **Graco Minnesota Inc.**, Minneapolis, MN (US)

(*) Notice: This patent is subject to a terminal disclaimer.

(**) Term: **15 Years**

(21) Appl. No.: **29/698,840**

(22) Filed: **Jul. 19, 2019**

(51) **LOC (13) Cl.** **23-01**

(52) **U.S. Cl.**
USPC **D23/213**

(58) **Field of Classification Search**
USPC D23/207, 213, 214, 215, 223, 224, 226, D23/229, 230
CPC A61H 9/0021; A61H 33/00; B05B 1/00; B05B 1/14; B05B 1/185; B05B 1/08; B05B 1/02; B05B 1/26; B05B 12/002; B05B 1/18; B05B 9/01
See application file for complete search history.

(56) **References Cited**

U.S. PATENT DOCUMENTS

481,102 A 8/1892 Burgess
3,901,408 A * 8/1975 Boden G01F 11/029
222/134
4,074,857 A 2/1978 Calder

4,392,617 A 7/1983 Bakos et al.
4,715,537 A 12/1987 Calder
5,004,351 A * 4/1991 Salaba B29B 7/76
137/597
5,067,886 A * 11/1991 Salaba B29B 7/76
422/131
D356,853 S 3/1995 Fowler
D366,051 S 1/1996 Lewis et al.
5,922,131 A 7/1999 Haas

(Continued)

OTHER PUBLICATIONS

<https://www.amazon.com/Graco-Fusion-Mixing-Chamber-AR5252/dp/B011P26D2U> (Year: 2015).*

(Continued)

Primary Examiner — Jack Reickel

Assistant Examiner — Keith J Wilson

(74) *Attorney, Agent, or Firm* — Kinney & Lange, P.A.

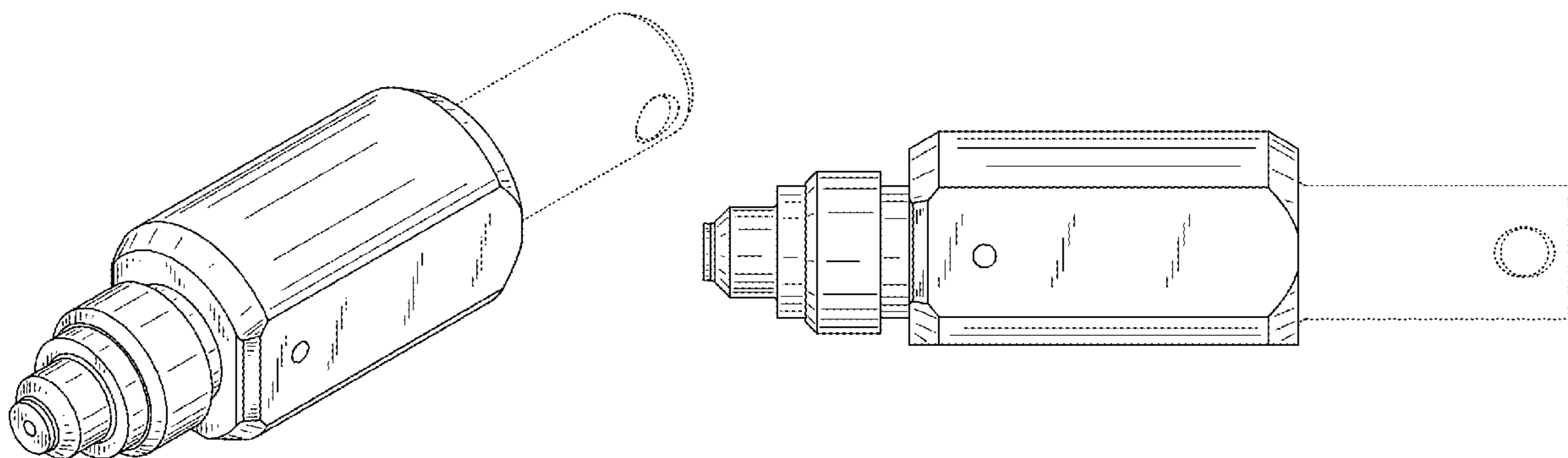
(57) **CLAIM**

The ornamental design for a component mixing chamber, as shown and described.

DESCRIPTION

FIG. 1 is a perspective view a component mixing chamber; FIG. 2 is a front elevational view of the component mixing chamber; FIG. 3 is a rear elevational view of the component mixing chamber; FIG. 4 is a left side view of the component mixing chamber; FIG. 5 is a right side view of the component mixing chamber; FIG. 6 is a top view of the component mixing chamber; and, FIG. 7 is a bottom view of the component mixing chamber. The broken lines shown represent portions of a component mixing chamber and form no part of the claimed design.

1 Claim, 2 Drawing Sheets



(56)

References Cited

U.S. PATENT DOCUMENTS

6,158,672 A 12/2000 Millan
D436,648 S 1/2001 Maddox et al.
6,412,516 B1 7/2002 Goldsmith
D470,818 S 2/2003 Cheng
D471,563 S 3/2003 Selic et al.
D481,102 S * 10/2003 Marshik D23/213
6,685,106 B1 2/2004 van der Steur
6,758,413 B1 7/2004 Chen
D558,673 S 1/2008 Easley
D565,697 S 4/2008 Thiel et al.
D567,900 S 4/2008 Patterson et al.
D617,870 S * 6/2010 Wright B05B 3/002
D23/213
D636,844 S 4/2011 Herre et al.
D639,905 S * 6/2011 Uchida D23/213
D639,906 S 6/2011 Wright
D704,799 S * 5/2014 Crawley D23/213
D742,927 S 11/2015 Thompson et al.
D745,635 S 12/2015 Schwarz
D752,648 S 3/2016 Kopel et al.
D776,787 S * 1/2017 Zhang D23/213
D812,714 S * 3/2018 Hughes D23/213
D822,156 S * 7/2018 Krebs D23/213
D872,828 S * 1/2020 Bloom D23/213
D872,829 S * 1/2020 Bloom D23/213
D875,883 S * 2/2020 Fujii D23/213
D877,777 S 3/2020 Pickard
D888,197 S 6/2020 McDonnell
D888,890 S 6/2020 Hamlin
D901,626 S * 11/2020 Johnston D23/213
D902,345 S * 11/2020 Alexander D23/213
D904,562 S * 12/2020 Stewart D23/213
D904,565 S * 12/2020 Ross D23/213
D908,187 S * 1/2021 Tobler D23/213
D918,341 S * 5/2021 Wang D23/225
2007/0034713 A1 2/2007 Wang et al.
2008/0260889 A1 10/2008 Jenko et al.
2013/0140225 A1 6/2013 Decock et al.
2015/0202637 A1 7/2015 Nikles
2015/0361968 A1 * 12/2015 Schroeder E01C 23/22
417/53
2016/0001307 A1 1/2016 Schurle

2016/0303595 A1 10/2016 Duncan et al.
2018/0021611 A1 1/2018 Unrath
2020/0129998 A1 * 4/2020 Ross B05B 7/2497

OTHER PUBLICATIONS

Air Venturi Male Quick-Disconnect, 1/8 BSPP Female Threads, Feb. 3, 2011, Amazon.com, Jun. 25, 2021, URL: <https://www.amazon.com/Air-Venturi-Quick-Disconnect-Female-Threads/dp/B004M37FYA> (Year: 2011).*

Flylock High Pressure PCP Hand Pump Air Filter Water-Oil Sparator, Jan. 25, 2021, Amazon.com, Jun. 25, 2021, URL: <https://www.amazon.com/Flylock-High-Pressure-Water-Oil-Sparator-Connect/dp/B08TX3YT76> (Year: 2021).*

JUFENG 30Mpa High Pressure Air Filter Water-Oil Sparator For Air, Jun. 16, 2019, Amazon.com, Jun. 25, 2021, URL: <https://www.amazon.com/JUFENG-Pressure-Water-Oil-Sparator-Single-cylinder/dp/B07DLNBHJR> (Year: 2019).*

First Examination Report for IN Application No. 326138-001, dated Feb. 19, 2020, pp. 2.

First Examination Report for IN Application No. 326139-001, dated Feb. 20, 2020, pp. 2.

First Examination Report for IN Application No. 326135-001, dated Feb. 21, 2020, pp. 2.

First Examination Report for IN Application No. 326134-001, dated Feb. 27, 2020, pp. 2.

First Examination for IN Application No. 326138-001, dated Feb. 19, 2020, pp. 2.

First Examination for IN Application No. 326139-001, dated Feb. 20, 2020, pp. 2.

First Examination for IN Application No. 326135-001, dated Feb. 21, 2020, pp. 2.

First Examination for IN Application No. 326134-001, dated Feb. 27, 2020, pp. 2.

<https://amazon.com/Graco-Fusion-Mixing-Chamber-AR5252/dp/B011P26D2U> (Year: 2015).

First Examination for IN Application No. 326140-001, dated Feb. 19, 2020, pp. 2.

Graco, PC42FL, Fusion ProConnect Flat 01 Mix Chamber with 0.042 in (1.1mm) Orifice Size, (site visited Sep. 22, 2020), Graco.com, URL: <https://www.graco.com/us/en/contractor/product/pc42fl-fudson-pc.html>(Year: 2020).

* cited by examiner

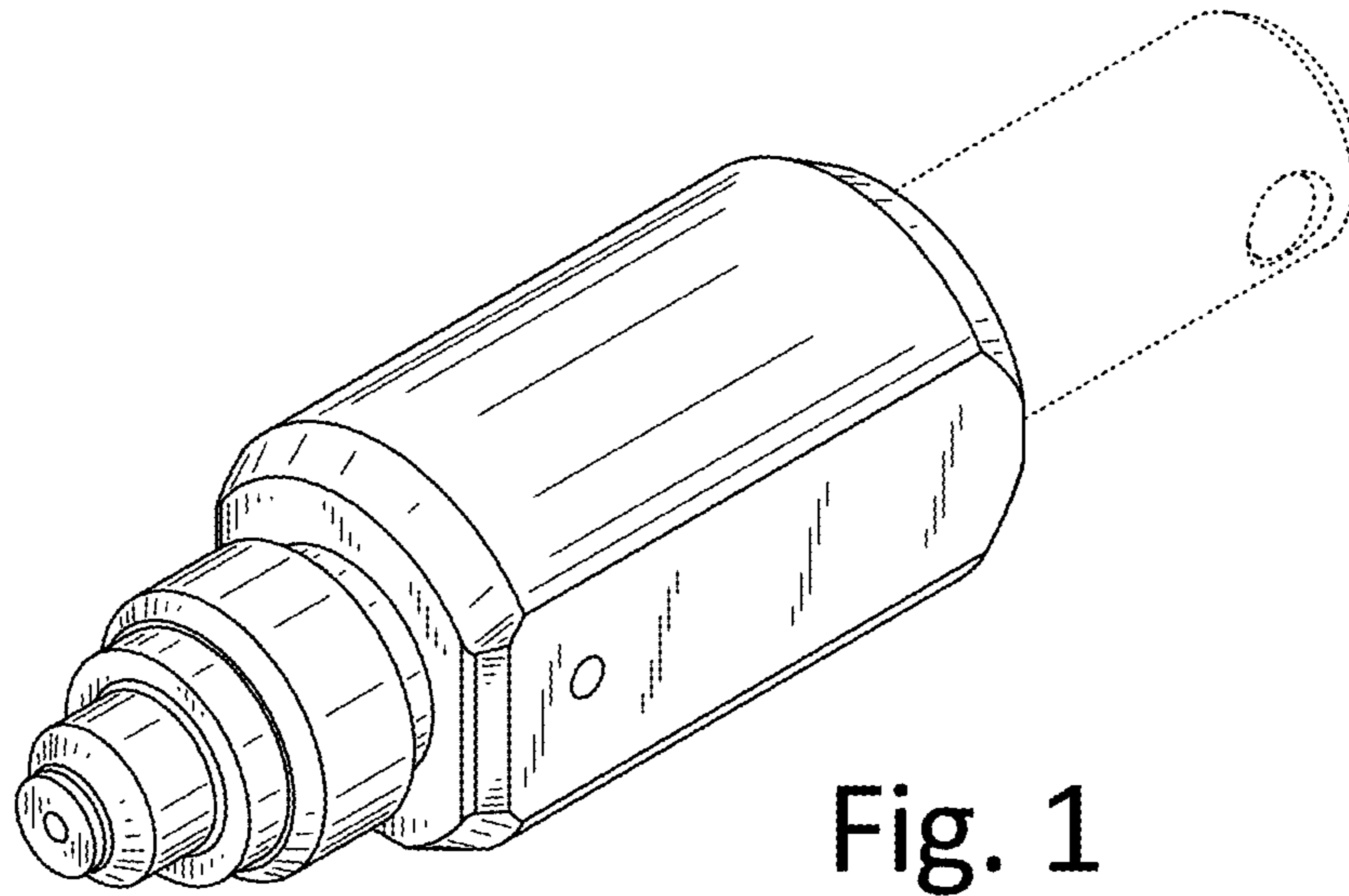


Fig. 1

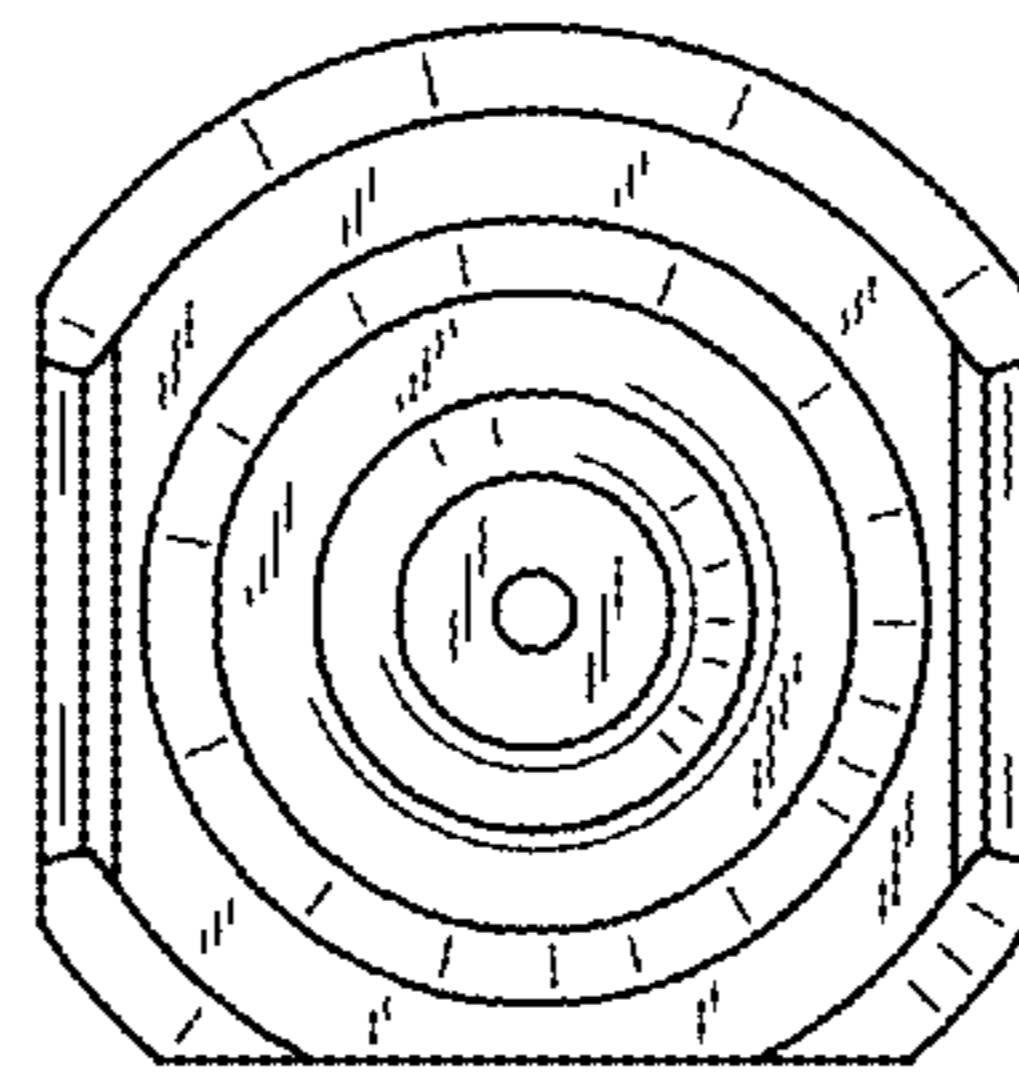


Fig. 2

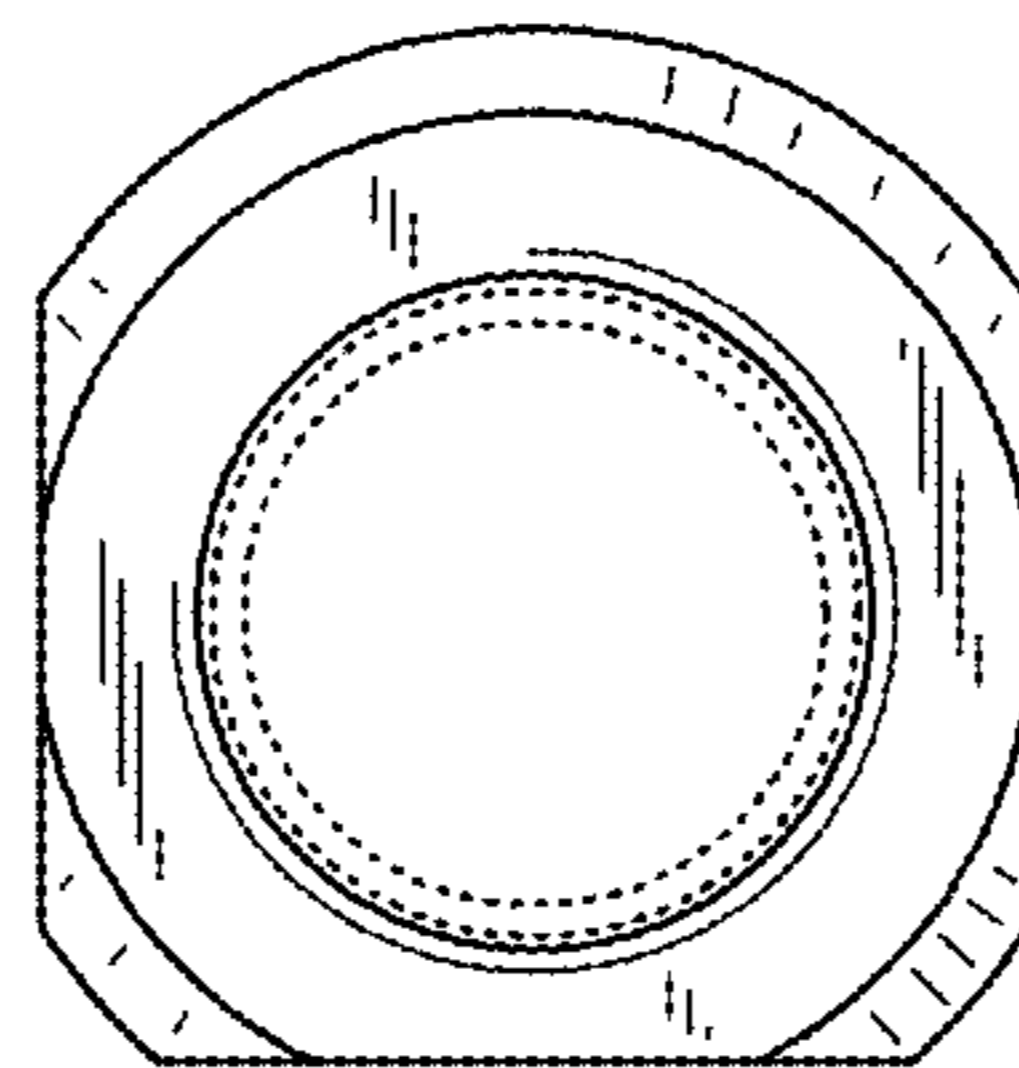


Fig. 3

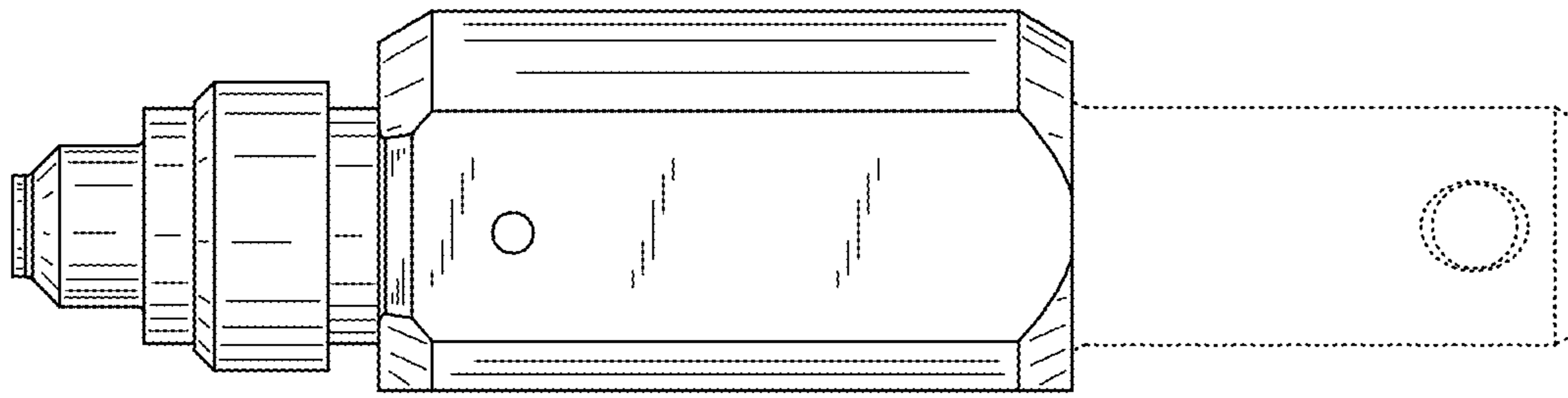


Fig. 4

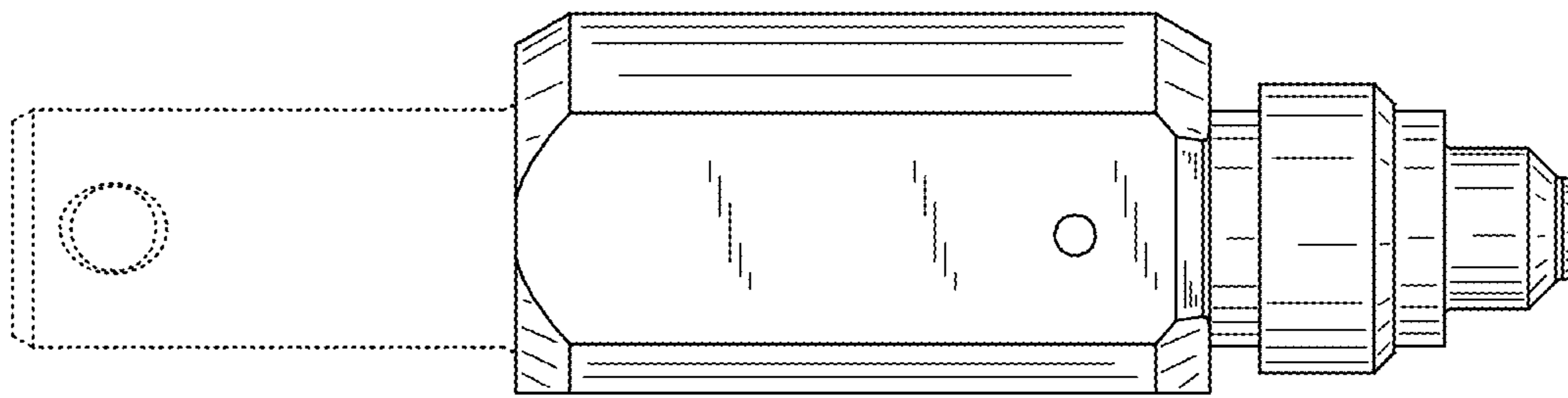


Fig. 5




Fig. 6

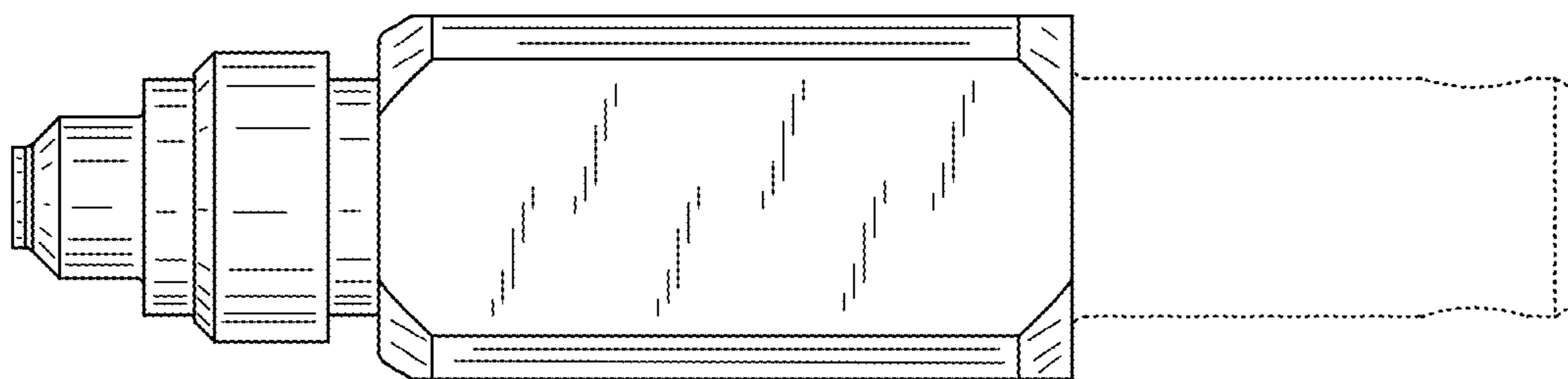


Fig. 7