



US00D933145S

(12) **United States Design Patent** (10) **Patent No.:** **US D933,145 S**
Bartels et al. (45) **Date of Patent:** **** Oct. 12, 2021**

(54) **GOLF BALL** 5,439,224 A * 8/1995 Bertoncino A63B 69/3694
473/153
(71) Applicant: **Callaway Golf Company**, Carlsbad, CA (US) 5,662,530 A 9/1997 Sellar
D408,481 S * 4/1999 Disco D21/708
D410,511 S 6/1999 Stahl et al.
D410,979 S 6/1999 Stahl et al.
(72) Inventors: **David Bartels**, Carlsbad, CA (US); D411,598 S * 6/1999 Disco D21/708
Alan Hocknell, Carlsbad, CA (US); D412,954 S 8/1999 Stahl et al.
Petra Petrich, Escondido, CA (US) D415,541 S 10/1999 Stahl et al.
(Continued)

(73) Assignee: **Callaway Golf Company**, Carlsbad, CA (US)

(**) Term: **15 Years**

(21) Appl. No.: **29/720,757**

(22) Filed: **Jan. 15, 2020**

(51) **LOC (13) Cl.** **21-02**

(52) **U.S. Cl.**
USPC **D21/708**

(58) **Field of Classification Search**
USPC D21/707-714, 789-796; 473/351-385,
473/569-614; 40/327
CPC A63B 37/00-14; A63B 45/02; A63B
39/00-08; A63B 2039/003; A63B
2039/006; A63B 2039/022; A63B
41/00-12; A63B 2041/005; A63B
2043/001
See application file for complete search history.

(56) **References Cited**

U.S. PATENT DOCUMENTS

1,656,408 A 1/1928 Young
D194,688 S * 2/1963 Santora D21/708
4,706,958 A * 11/1987 Inoue A63B 37/0003
40/327
4,991,838 A * 2/1991 Groves A63B 69/0002
473/451
5,013,046 A 5/1991 Koch
5,133,556 A * 7/1992 Karasavas A63B 43/008
33/508
5,427,378 A 6/1995 Murphy

FOREIGN PATENT DOCUMENTS

CA 2714349 A1 * 11/2010 A63B 43/008
CN 304376067 * 11/2017

(Continued)

Primary Examiner — Catherine A Tuttle
(74) *Attorney, Agent, or Firm* — Michael A. Catania;
Sonia Lari; Rebecca Hanovice

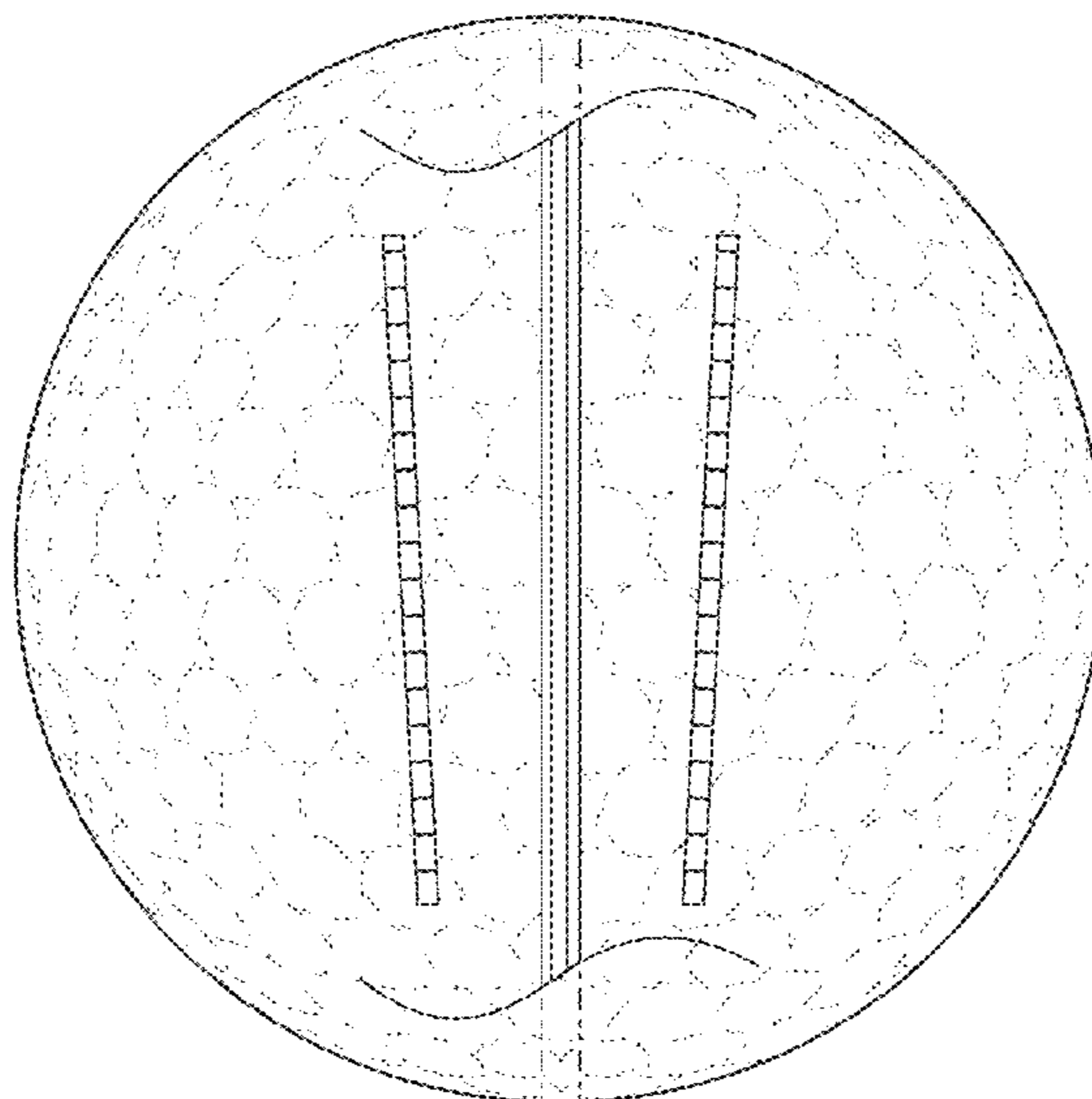
(57) **CLAIM**

The ornamental design for a golf ball, as shown and described.

DESCRIPTION

FIG. 1 is a top perspective view showing our new design for a golf ball with a red center line and parallel blue lines; FIG. 2 is a top plan view thereof; FIG. 3 is a side elevation view thereof; FIG. 4 is a bottom plan view; FIG. 5 is another top plan view thereof presented to show the area of enlargement in FIG. 6; and, FIG. 6 is an enlargement of area 6 in FIG. 5. The drawing is lined for color. The broken lines denoting the circumscribed area in FIG. 5 and depicting circular and linear surface details are for illustrative purposes only; and form no part of the claimed design.

1 Claim, 5 Drawing Sheets



(56)

References Cited

U.S. PATENT DOCUMENTS

D419,626 S 1/2000 Stahl et al.
 D424,143 S 5/2000 Stahl et al.
 D458,978 S * 6/2002 Lombardi D21/709
 6,422,949 B1 * 7/2002 Byrne A63B 69/3688
 473/200
 6,453,807 B1 * 9/2002 Ramey A63B 43/008
 101/35
 D471,607 S * 3/2003 Hettinger D21/708
 D483,424 S * 12/2003 Lowinger D21/713
 D501,900 S * 2/2005 Gammon, Jr. D21/708
 D523,100 S * 6/2006 Sano D21/708
 D544,052 S * 6/2007 Krysiak D21/713
 D655,358 S 3/2012 Barrett
 D691,679 S 10/2013 Barrett
 D699,307 S * 2/2014 Gardner, Jr. D21/708
 8,663,025 B2 3/2014 Barrett
 8,721,468 B1 5/2014 Barrett
 8,820,228 B2 9/2014 Barrett
 D769,382 S * 10/2016 Ruchniewicz D21/709
 D795,368 S * 8/2017 Ashton D21/713
 D808,477 S 1/2018 Finley et al.
 D811,498 S 2/2018 Finley et al.
 D811,499 S 2/2018 Simonds et al.
 D813,326 S 3/2018 Finley et al.
 D814,578 S 4/2018 Finley et al.
 D815,219 S 4/2018 Simonds et al.
 D858,665 S * 9/2019 Park D21/708
 D868,912 S * 12/2019 Kim D21/708

2003/0013539 A1 * 1/2003 Scott A63B 53/14
 473/251
 2003/0181266 A1 * 9/2003 Sowders A63B 43/008
 473/447
 2006/0293113 A1 * 12/2006 Pelz A63B 43/008
 473/280
 2008/0020865 A1 * 1/2008 Mitsuba A63B 37/0003
 473/378
 2011/0039638 A1 * 2/2011 Koleoglou A63B 43/008
 473/378
 2012/0258815 A1 * 10/2012 Barrett A63B 69/3685
 473/226
 2012/0264539 A1 * 10/2012 Hueber A63B 43/008
 473/351
 2013/0324277 A1 * 12/2013 Tien A63B 53/0487
 473/249
 2013/0324310 A1 * 12/2013 Leech A63B 43/008
 473/371
 2014/0166196 A1 * 6/2014 Flynn A63B 45/02
 156/230
 2015/0202497 A1 * 7/2015 Lee A63B 37/0006
 473/384
 2018/0345108 A1 * 12/2018 Mueller A63B 43/002

FOREIGN PATENT DOCUMENTS

JP D1291835 * 1/2007
 KR 300899626.0000 * 3/2018
 KR 301034093.0000 * 11/2019
 WO WO-2005063343 A1 * 7/2005 A63B 69/3688

* cited by examiner

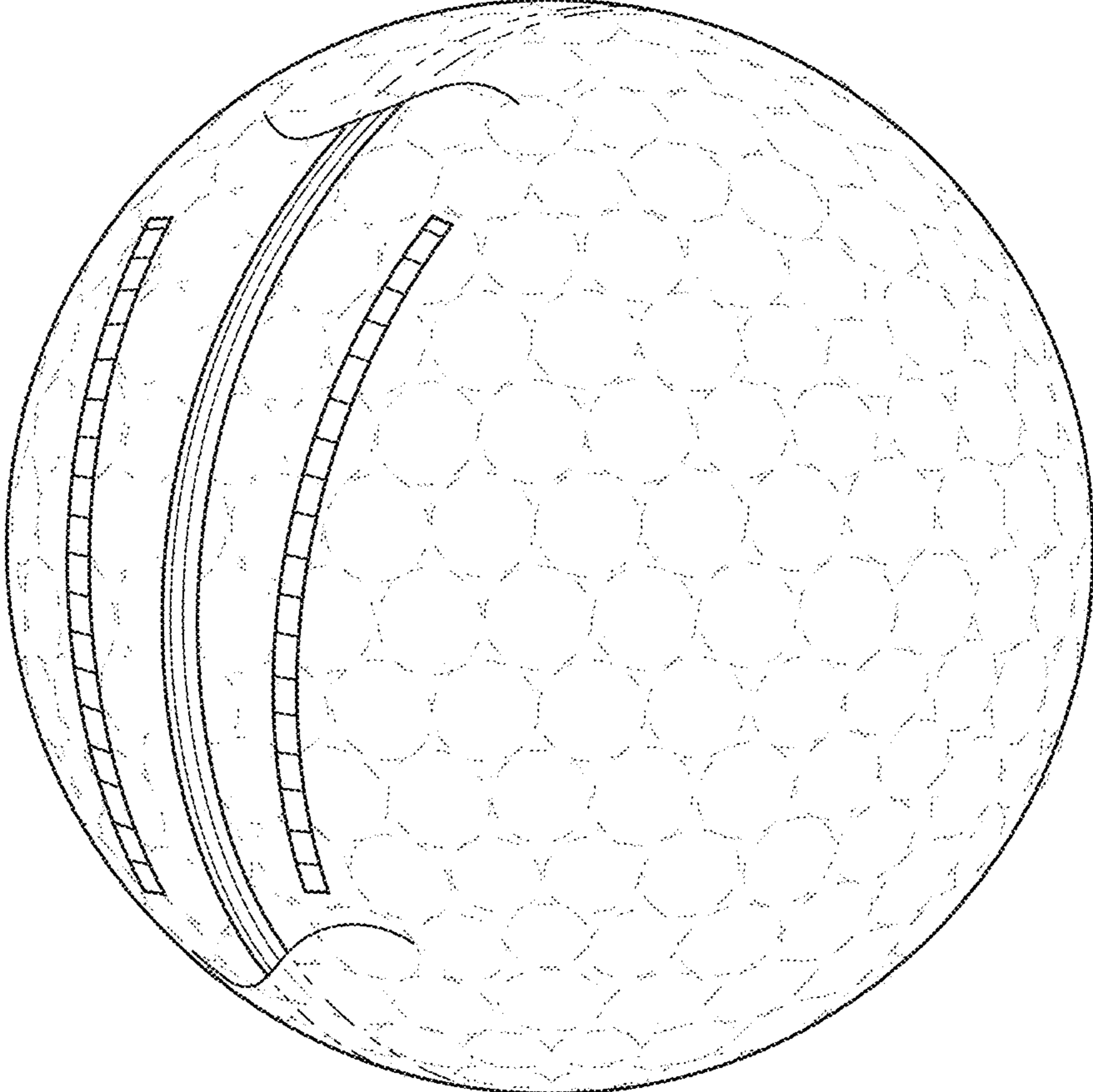


FIG. 1

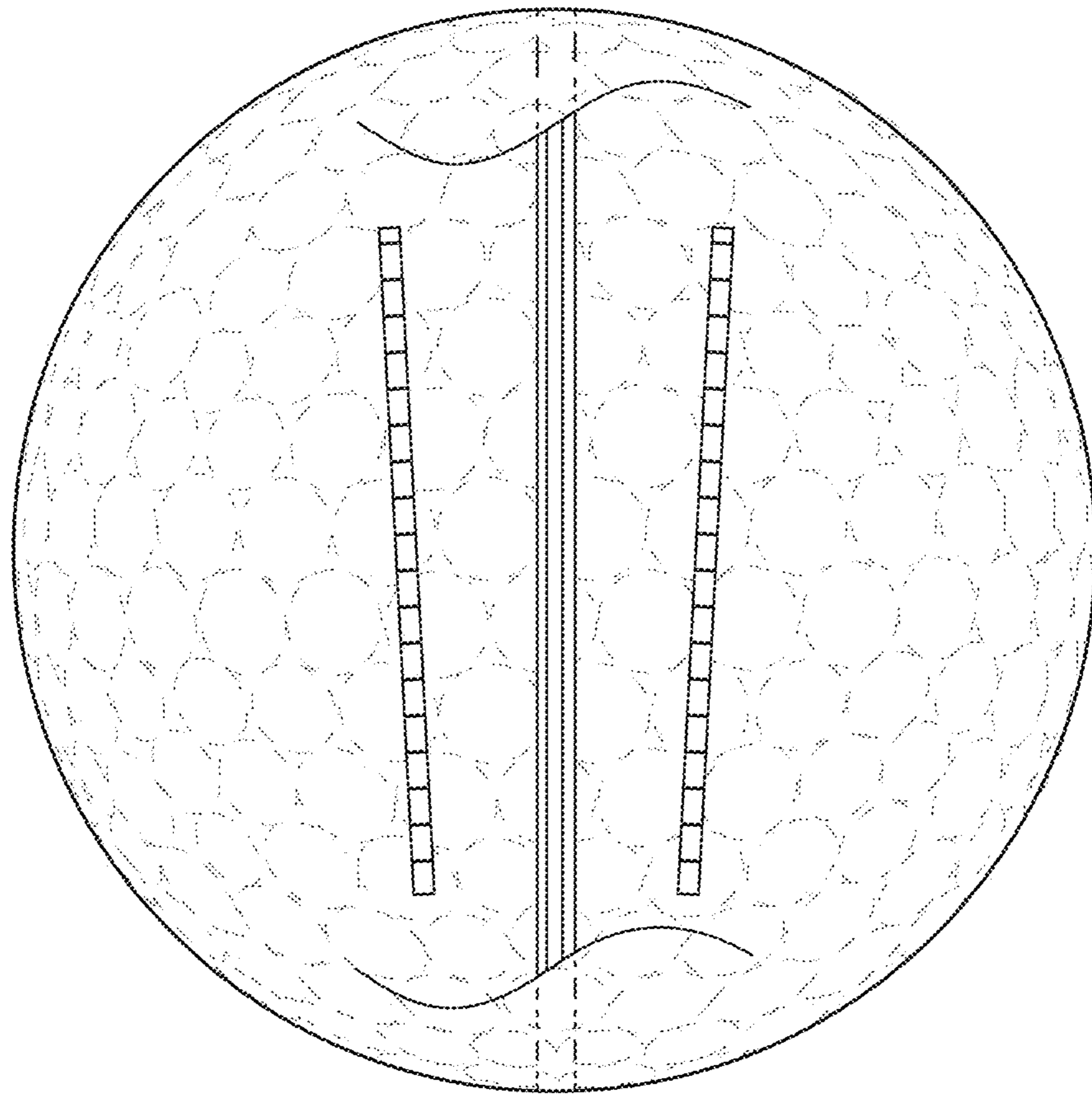


FIG. 2

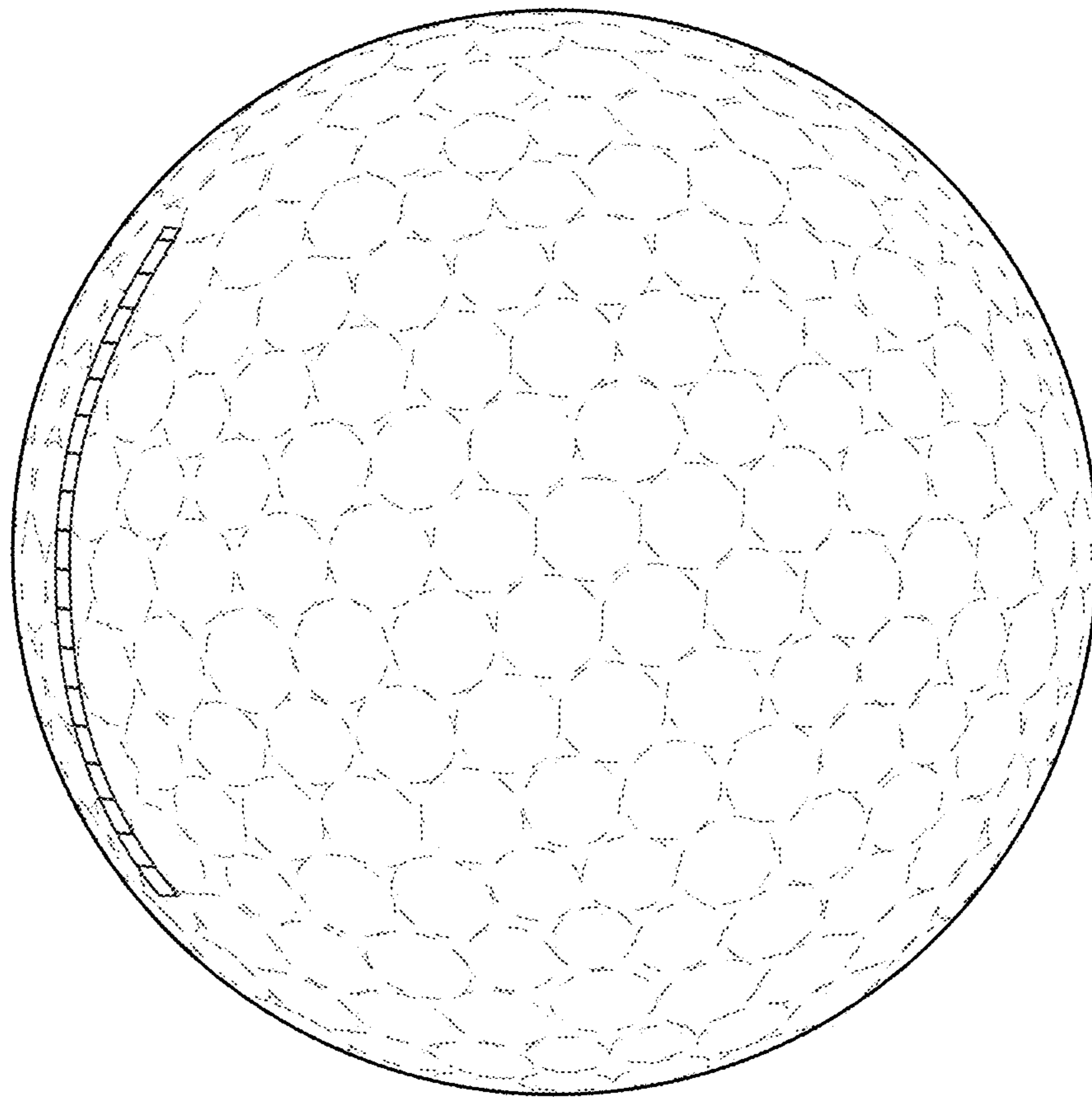


FIG. 3

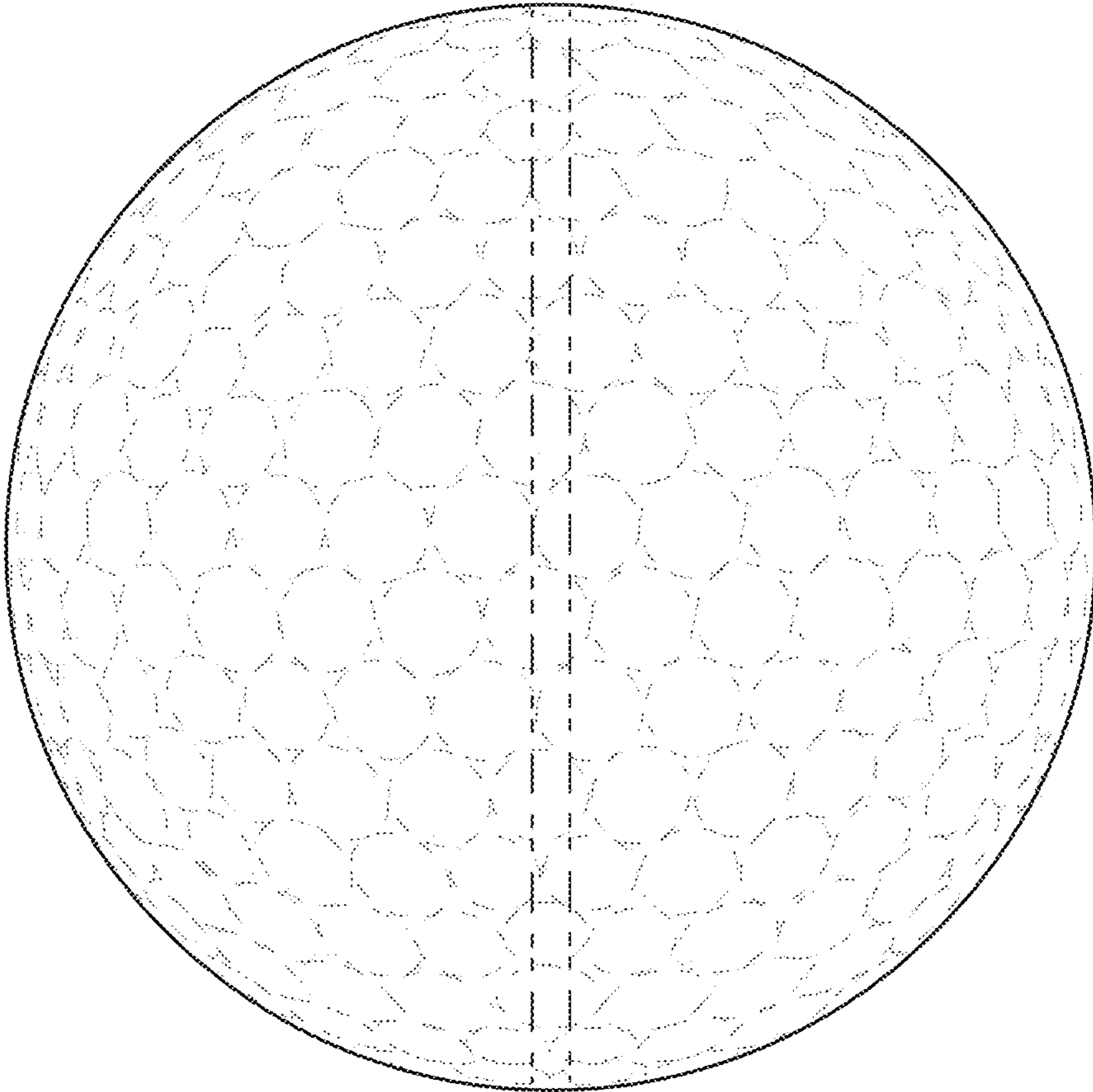


FIG. 4

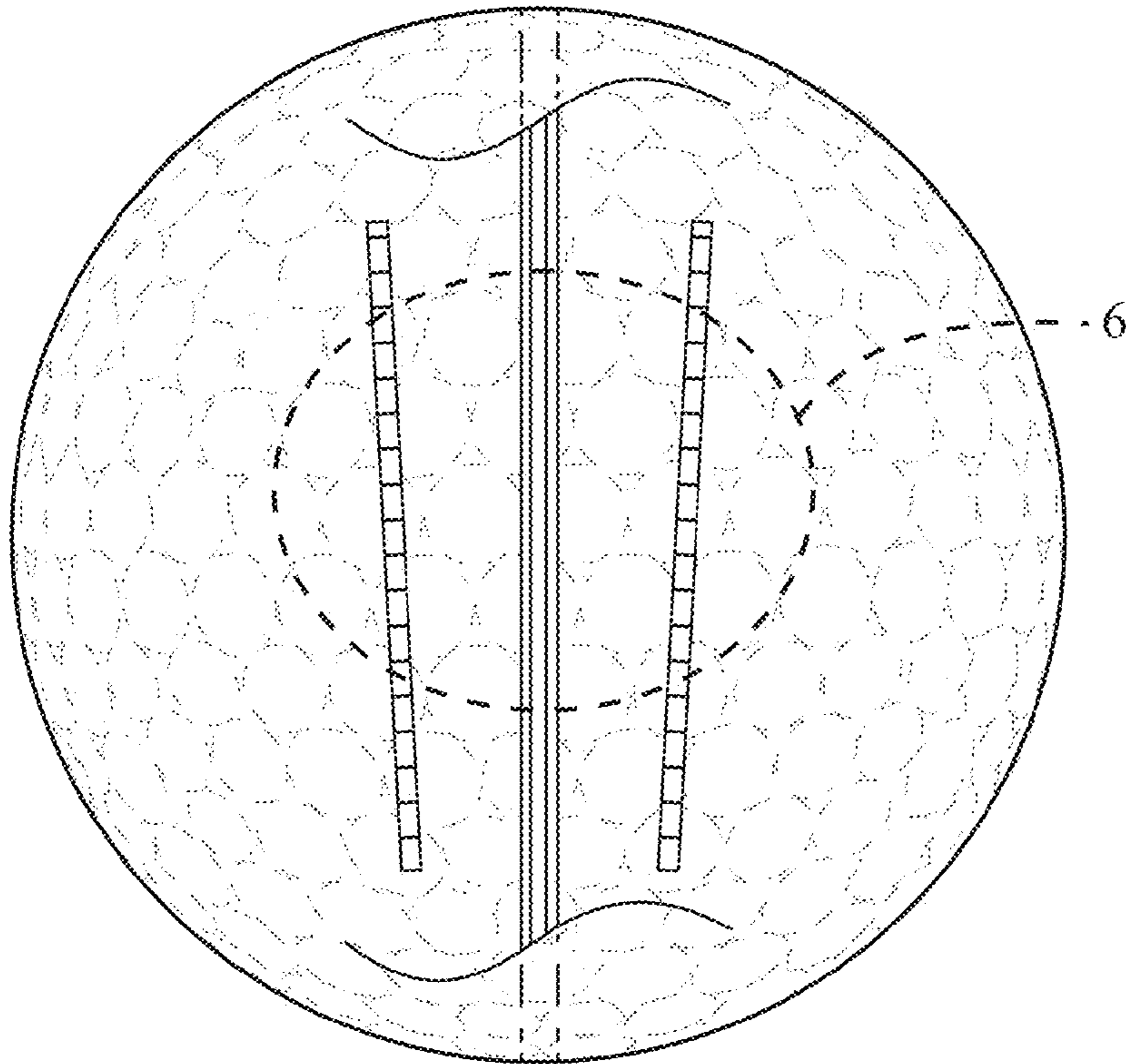


FIG. 5

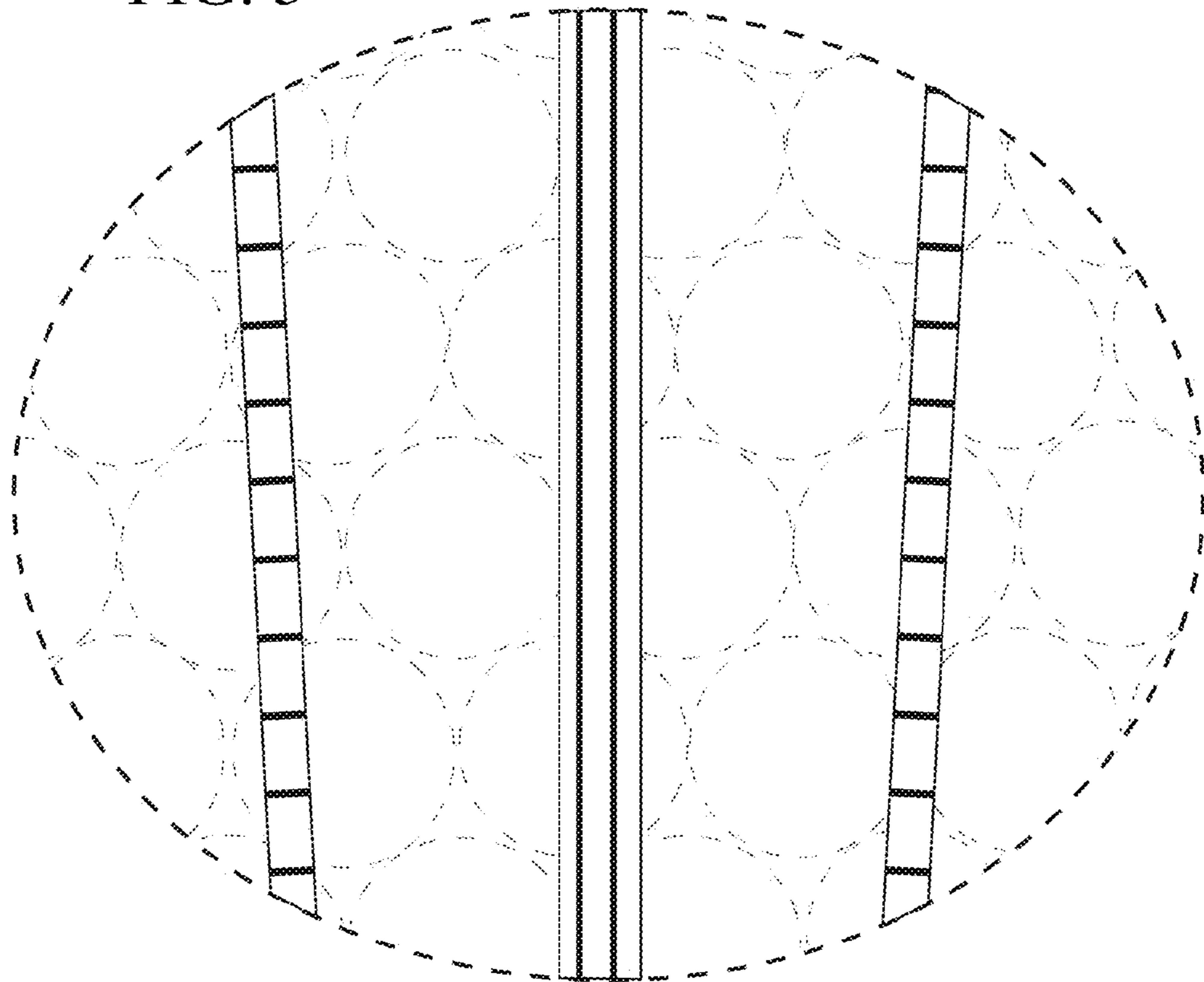


FIG. 6