



US00D933136S

(12) **United States Design Patent** (10) **Patent No.:** **US D933,136 S**
Wang (45) **Date of Patent:** **** Oct. 12, 2021**

(54) **TRANSPARENT BLOCK**
(71) Applicant: **Laltitude LLC**, Hacienda Heights, CA (US)
(72) Inventor: **Howard Wang**, Hacienda Heights, CA (US)
(**) Term: **15 Years**
(21) Appl. No.: **29/766,125**
(22) Filed: **Jan. 13, 2021**
(51) **LOC (13) Cl.** **21-01**
(52) **U.S. Cl.**
USPC **D21/491**
(58) **Field of Classification Search**
USPC D21/484, 485, 489, 490, 491, 493, 494, D21/495, 500, 501
CPC A63H 33/04; A63H 33/044; A63H 33/06; A63H 33/062; A63H 33/086; A63H 33/088; A63H 33/10; A63H 33/101; A63H 33/108; A63H 33/12
See application file for complete search history.

D711,974 S * 8/2014 Norman D21/491
D731,595 S * 6/2015 Jensen D21/491
D731,596 S * 6/2015 Jensen D21/491
D817,411 S * 5/2018 Simonds D21/491
9,975,039 B1 * 5/2018 Semling A63F 9/00
D851,180 S * 6/2019 Pihl D21/491
D857,111 S * 8/2019 Pihl D21/485
10,709,998 B2 * 7/2020 Kislevitz A63H 33/08
D900,245 S * 10/2020 Hwang D21/491
2008/0090485 A1 * 4/2008 Glickman A63H 33/086
446/120
2011/0300772 A1 * 12/2011 Risvig A63H 33/086
446/91
2012/0071061 A1 * 3/2012 Smith A63H 33/086
446/128
2016/0074767 A1 * 3/2016 Kislevitz A63H 33/08
446/124
2018/0318726 A1 * 11/2018 Barwald A63H 33/086

* cited by examiner

Primary Examiner — Cynthia M. Chin
(74) *Attorney, Agent, or Firm* — Clement Cheng

(57) **CLAIM**

The ornamental design for a transparent block, as shown and described.

(56) **References Cited**

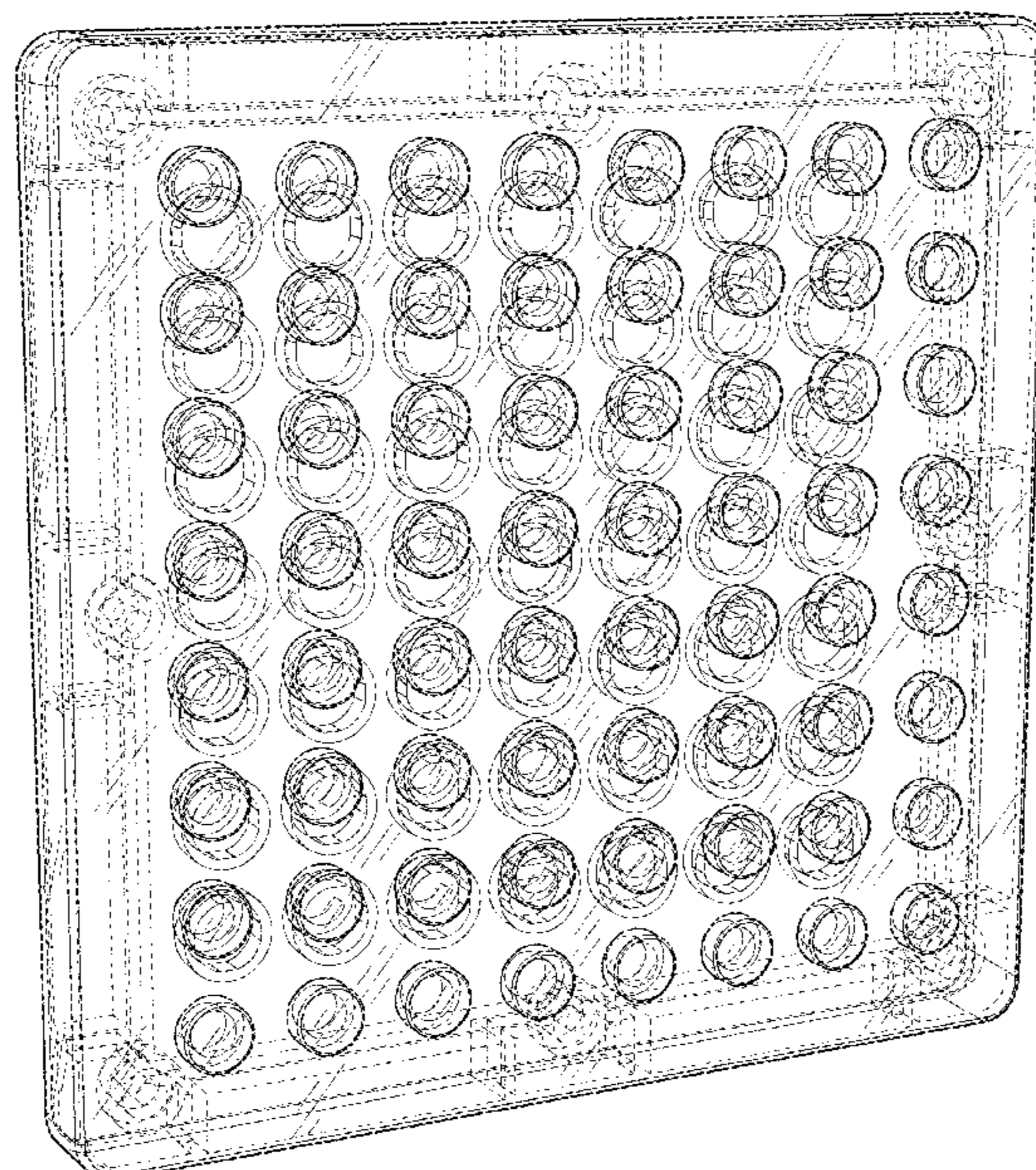
U.S. PATENT DOCUMENTS

3,862,512 A * 1/1975 Vogel A63H 33/086
446/128
D244,632 S * 6/1977 Christiansen D21/491
D286,417 S * 10/1986 Takahashi D21/500
D344,302 S * 2/1994 Plagborg D21/491
5,310,376 A * 5/1994 Mayuzumi A63H 33/04
446/107
D365,857 S * 1/1996 Lyman D21/491
D370,035 S * 5/1996 Olsen D21/491
6,443,796 B1 * 9/2002 Shackelford A63H 33/042
273/237
D683,409 S * 5/2013 Lomax D21/485
D705,874 S * 5/2014 Norman D21/491

DESCRIPTION

FIG. 1 is a perspective view.
FIG. 2 is a back perspective view.
FIG. 3 is a front view.
FIG. 4 is a left side view.
FIG. 5 is a right side view.
FIG. 6 is a top view.
FIG. 7 is a bottom view; and,
FIG. 8 is a back view.
The broken lines are for the purpose of illustrating internal features of the transparent block that form no part of the claimed design.

1 Claim, 8 Drawing Sheets



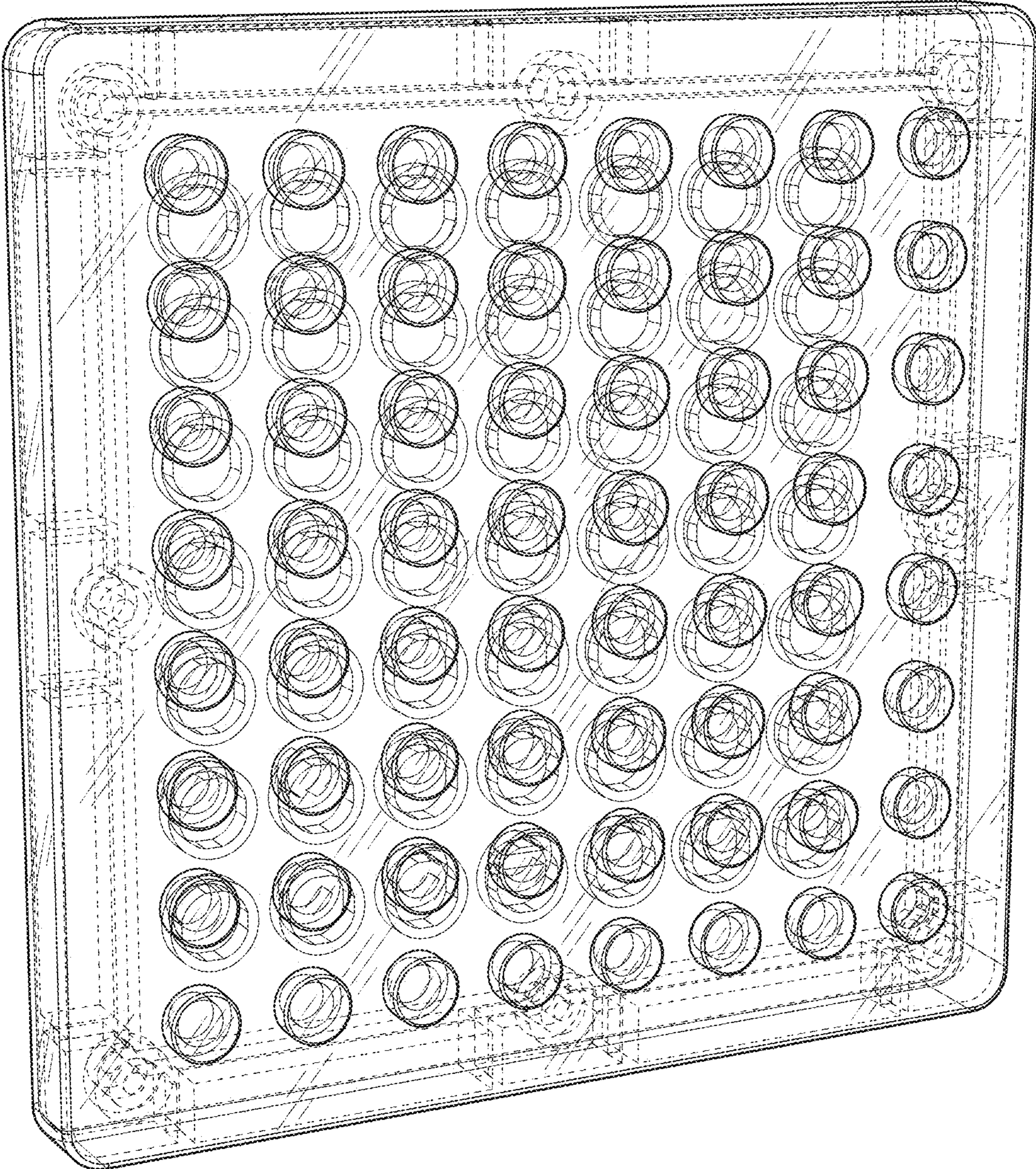


Fig. 1

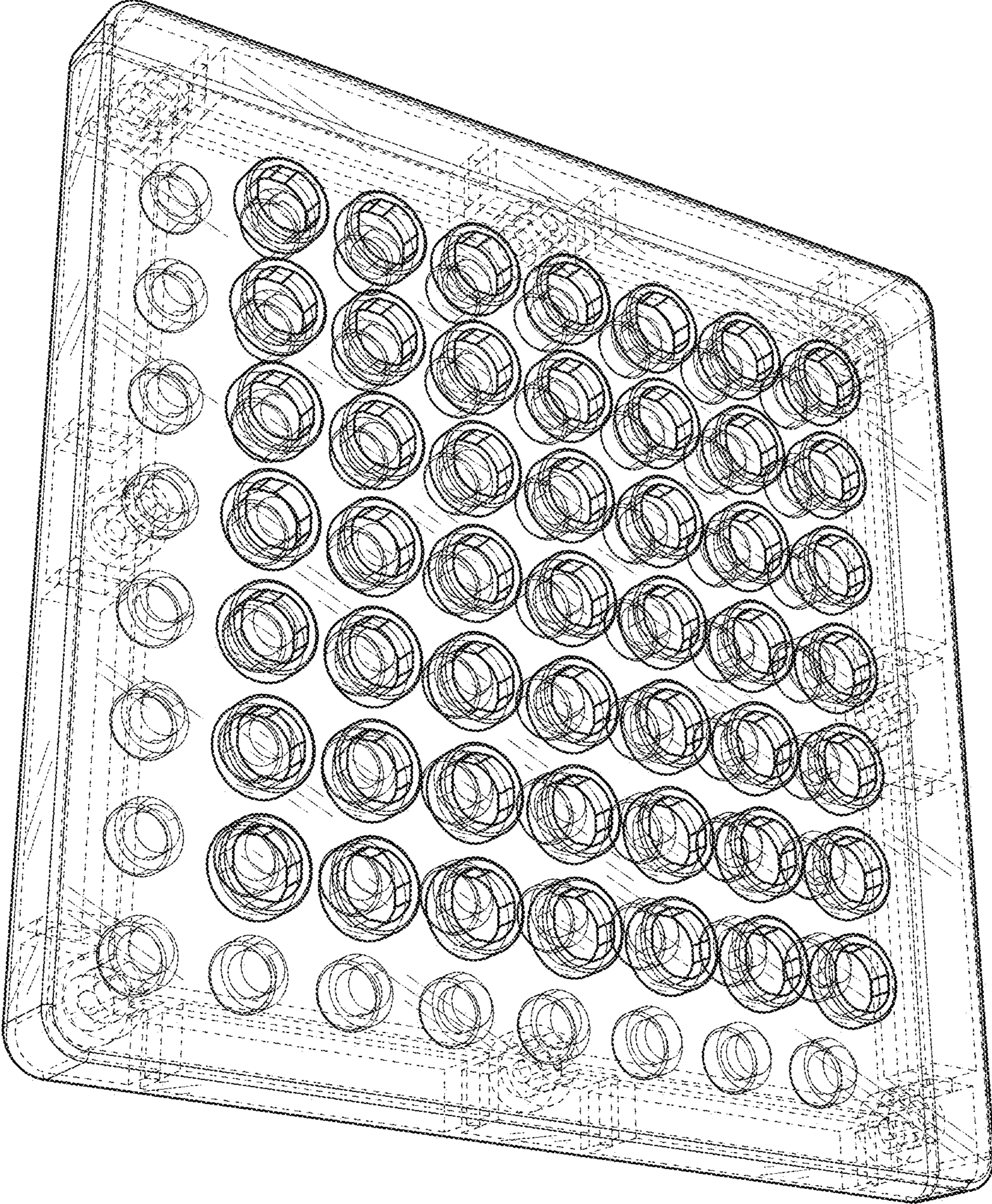


Fig. 2

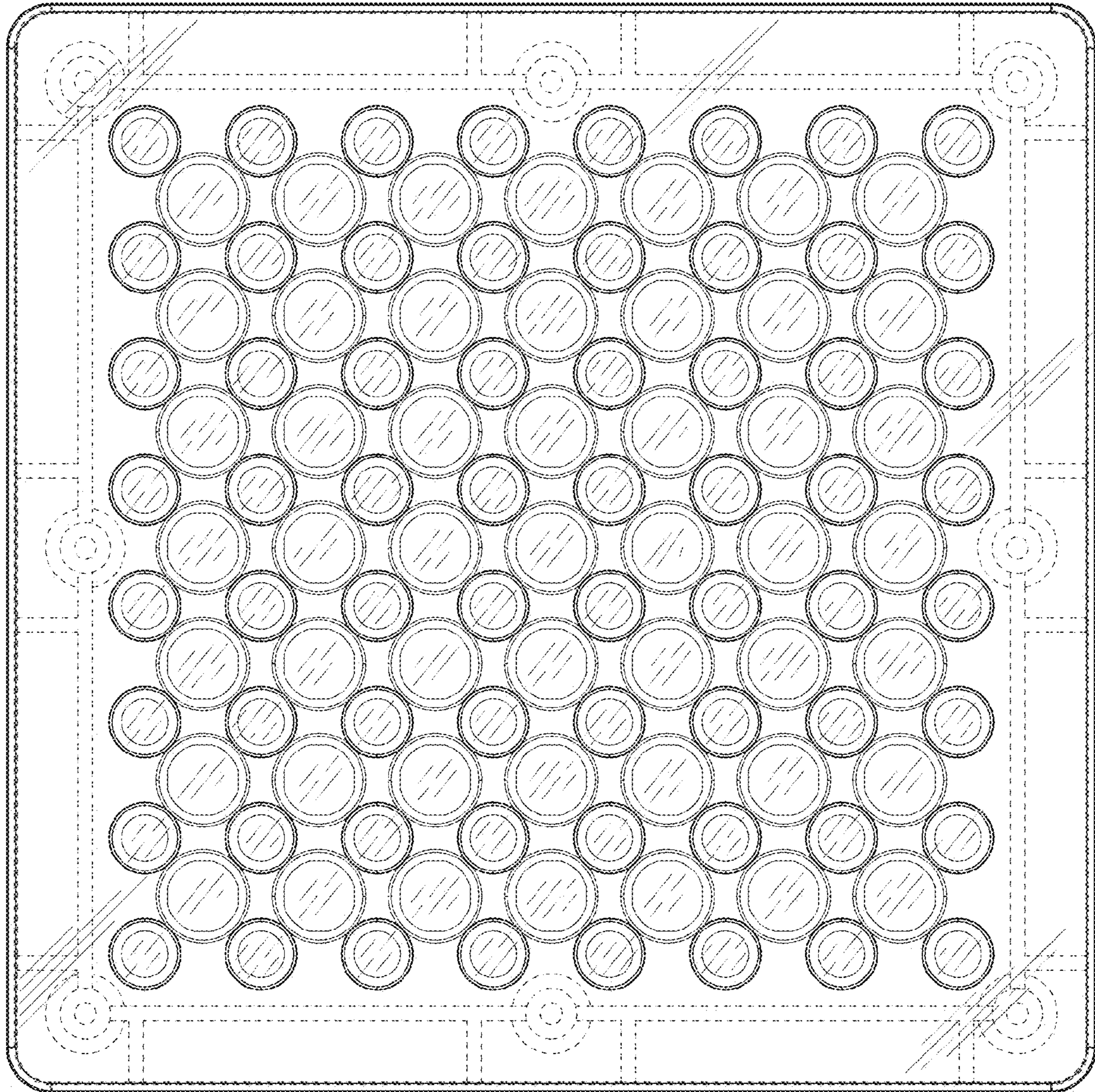


Fig. 3

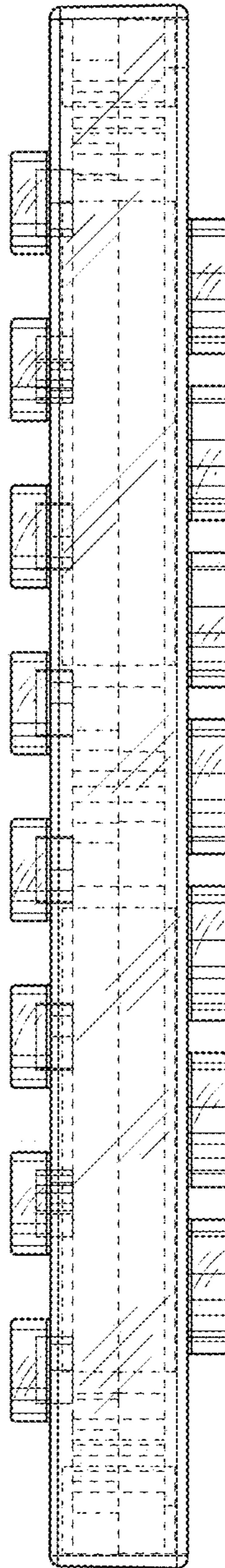


Fig. 4

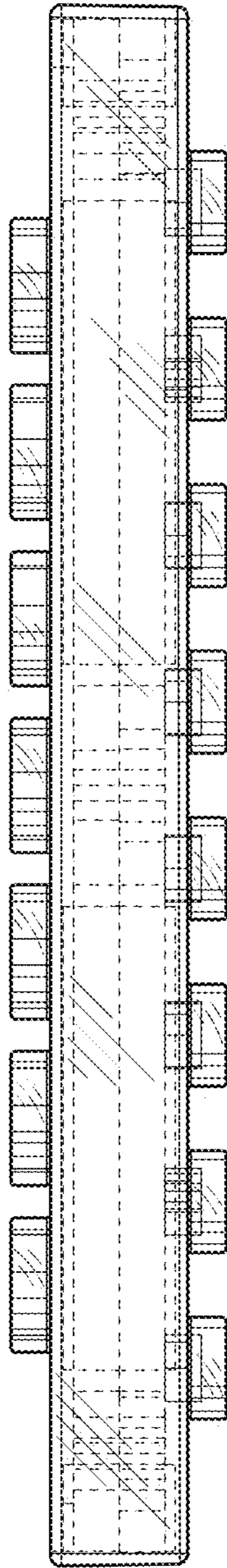


Fig. 5

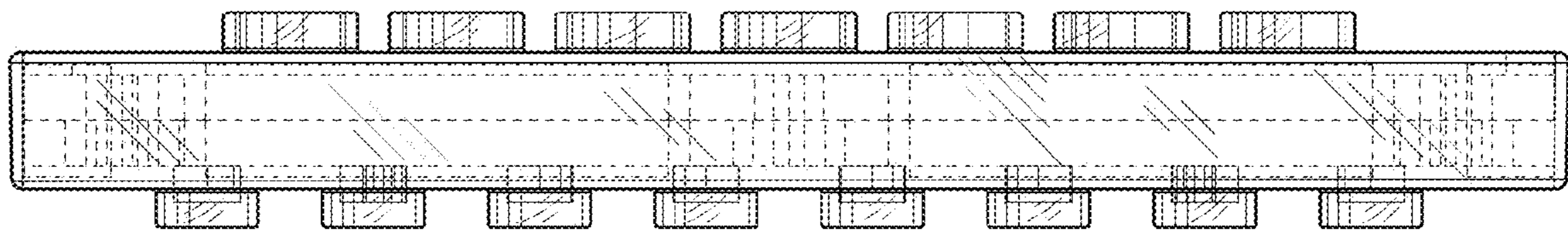


Fig. 6

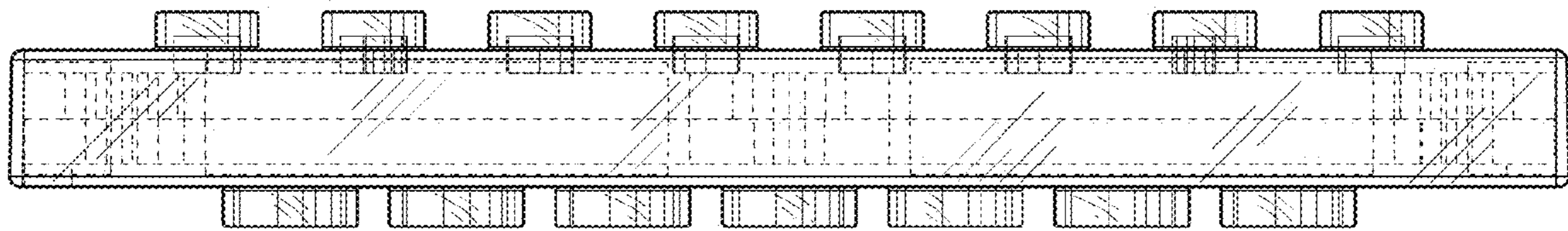


Fig. 7

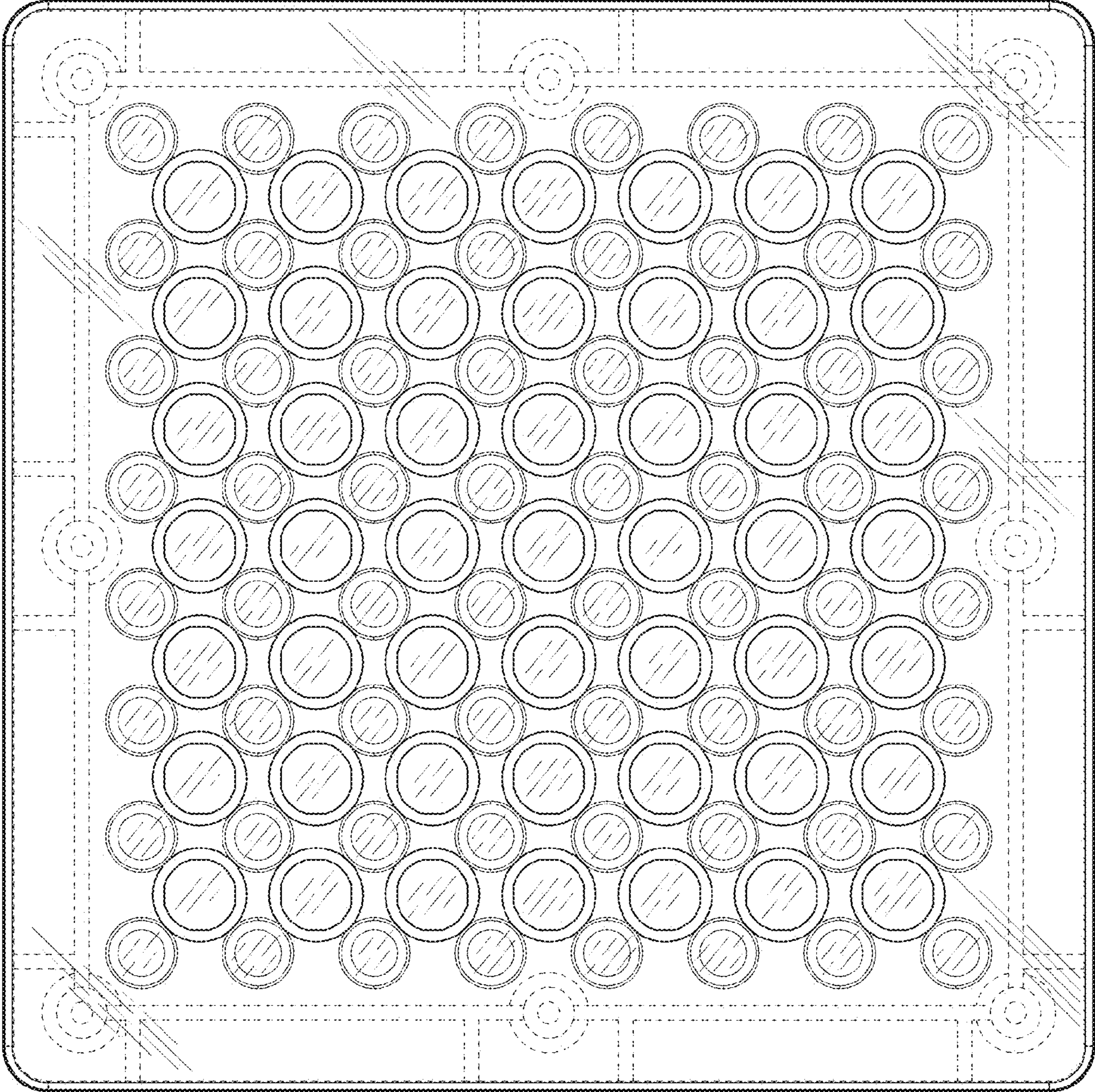


Fig. 8