



US00D933131S

(12) **United States Design Patent** (10) **Patent No.:** **US D933,131 S**
Hinton (45) **Date of Patent:** **** Oct. 12, 2021**

(54) **TILE** 2,895,245 A * 7/1959 Spangler G09F 13/0404
40/552
(71) Applicant: **Locomocean Limited**, London (GB) D196,703 S * 10/1963 Blommel, Jr. D20/42
3,418,738 A * 12/1968 Goodman G09F 13/00
40/574
(72) Inventor: **Richard Hinton**, London (GB) 4,330,955 A * 5/1982 Rabas G09F 23/16
40/447
(73) Assignee: **Locomocean Limited**, London (GB) 4,848,017 A * 7/1989 Bailey G09F 7/10
40/576
(**) Term: **15 Years** 4,988,986 A * 1/1991 Martin G09F 13/04
340/815.73

(21) Appl. No.: **29/719,772** (Continued)

(22) Filed: **Jan. 7, 2020**

OTHER PUBLICATIONS

(51) **LOC (13) Cl.** **20-03**

Locomocean board, posted at Facebook.com, posted on Oct. 8, 2019, site visited May 21, 2021. online, available from internet: <https://www.facebook.com/locomoceanltd/photos/a.1459367064084273/2648284548525846/?type=3&theater> (Year: 2019).*

(52) **U.S. Cl.**

USPC **D20/12**

(58) **Field of Classification Search**

USPC D20/10, 11, 12, 15, 17, 19, 21, 22-42,
D20/99; D21/385, 386, 489, 491;
D25/119, 138, 140, 145, 156
CPC G09F 13/20; G09F 13/08; G09F 13/04;
G09F 13/00; G09F 19/10; G09F 19/00;
G09F 19/02

See application file for complete search history.

Primary Examiner — Mary Ann Calabrese

Assistant Examiner — Catherine Ho

(74) *Attorney, Agent, or Firm* — Atlanta Technology Law

(56) **References Cited**

U.S. PATENT DOCUMENTS

900,969 A * 10/1908 Wallace G09F 7/06
40/622
1,654,350 A * 12/1927 Gentry G09F 13/26
340/815.53
1,697,501 A * 1/1929 Gast G09F 13/04
40/552
1,872,428 A * 8/1932 Drury G09F 13/26
40/545
1,885,973 A * 11/1932 Wilson G09F 13/26
40/545
2,302,667 A * 11/1942 Duncan G09F 13/26
40/545
2,632,270 A * 3/1953 Moss G09F 13/06
40/616

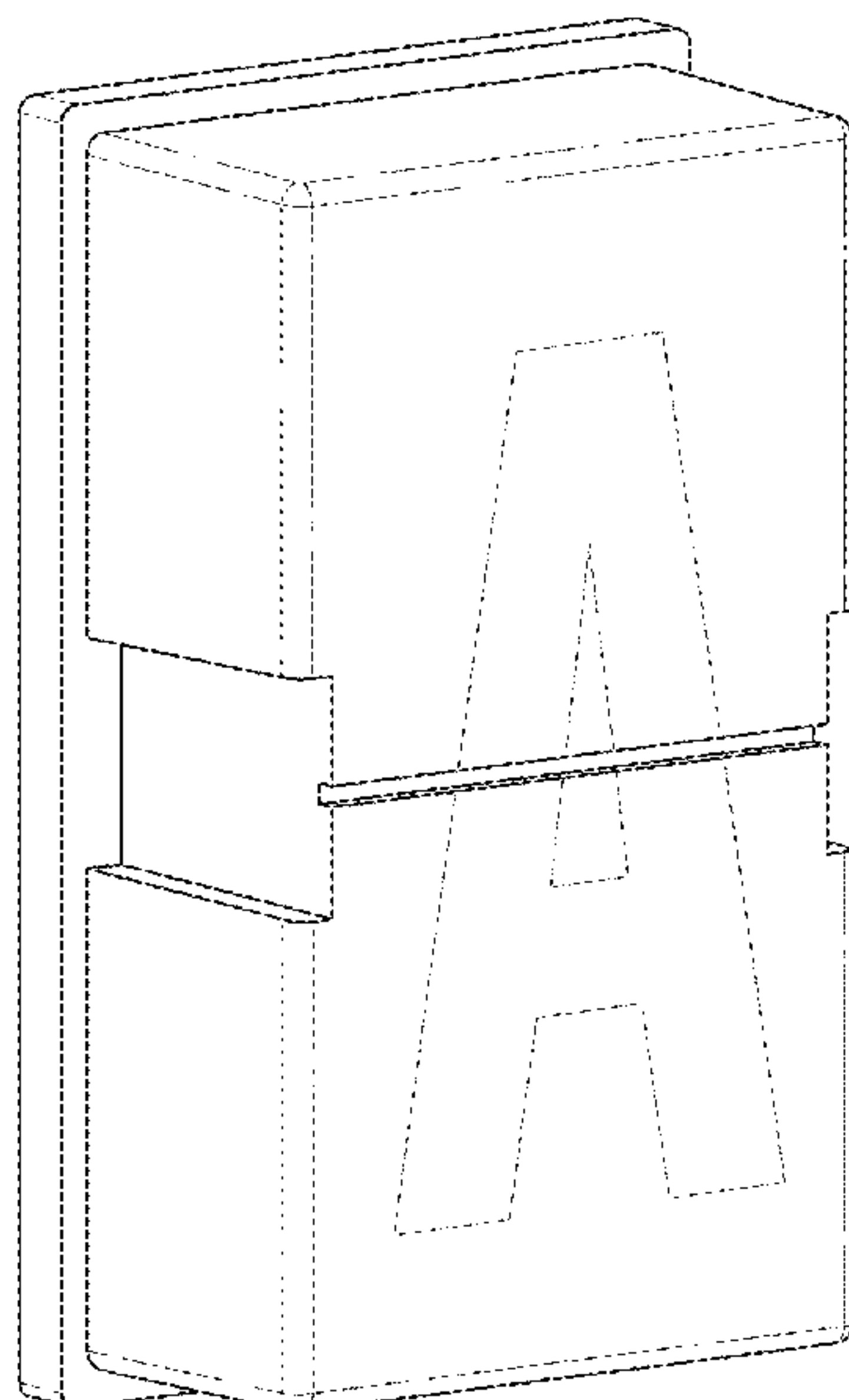
(57) **CLAIM**

I claim the ornamental design for a tile, as shown and described.

DESCRIPTION

FIG. 1 is a front isometric view of a tile, showing my new design;
FIG. 2 is a front elevation view thereof;
FIG. 3 is a back elevation view thereof;
FIG. 4 is a right side elevation view thereof;
FIG. 5 is a left side elevation view thereof;
FIG. 6 is a top plan view thereof; and,
FIG. 7 is a bottom plan view thereof.
The broken line portion of the figure drawings is included to show environment that forms no part of the claimed design.

1 Claim, 5 Drawing Sheets



(56)

References Cited

U.S. PATENT DOCUMENTS

5,020,253 A * 6/1991 Lie G09F 13/04
40/573
5,065,537 A * 11/1991 Bailey G09F 7/12
40/618
5,073,842 A * 12/1991 Monroe G09F 13/04
362/497
6,050,569 A * 4/2000 Taylor A63F 1/00
273/292
6,354,028 B1 * 3/2002 Gross G09F 7/22
248/349.1
D642,287 S * 7/2011 Poland D25/119
D726,258 S * 4/2015 Callahan D20/12
D823,484 S * 7/2018 Wuensch D25/119
D858,804 S * 9/2019 Elisary H02S 20/25
D25/140
D861,194 S * 9/2019 Morrow D25/138
D867,465 S * 11/2019 Francis D21/386
D880,013 S * 3/2020 Porter E04C 1/41
D25/199
D896,994 S * 9/2020 Lorenz D25/113
D904,524 S * 12/2020 Lu D21/386
D907,255 S * 1/2021 Barnds D25/138
D907,811 S * 1/2021 Barnds D25/138
D914,915 S * 3/2021 Jackson D25/119
2005/0024855 A1 * 2/2005 Ruiz G09F 13/22
362/145
2005/0055857 A1 * 3/2005 Vazquez G09F 13/04
40/576
2009/0172987 A1 * 7/2009 Kaoh G09F 3/202
40/611.01
2015/0055329 A1 * 2/2015 Demourtzidis G09F 13/06
362/183

* cited by examiner

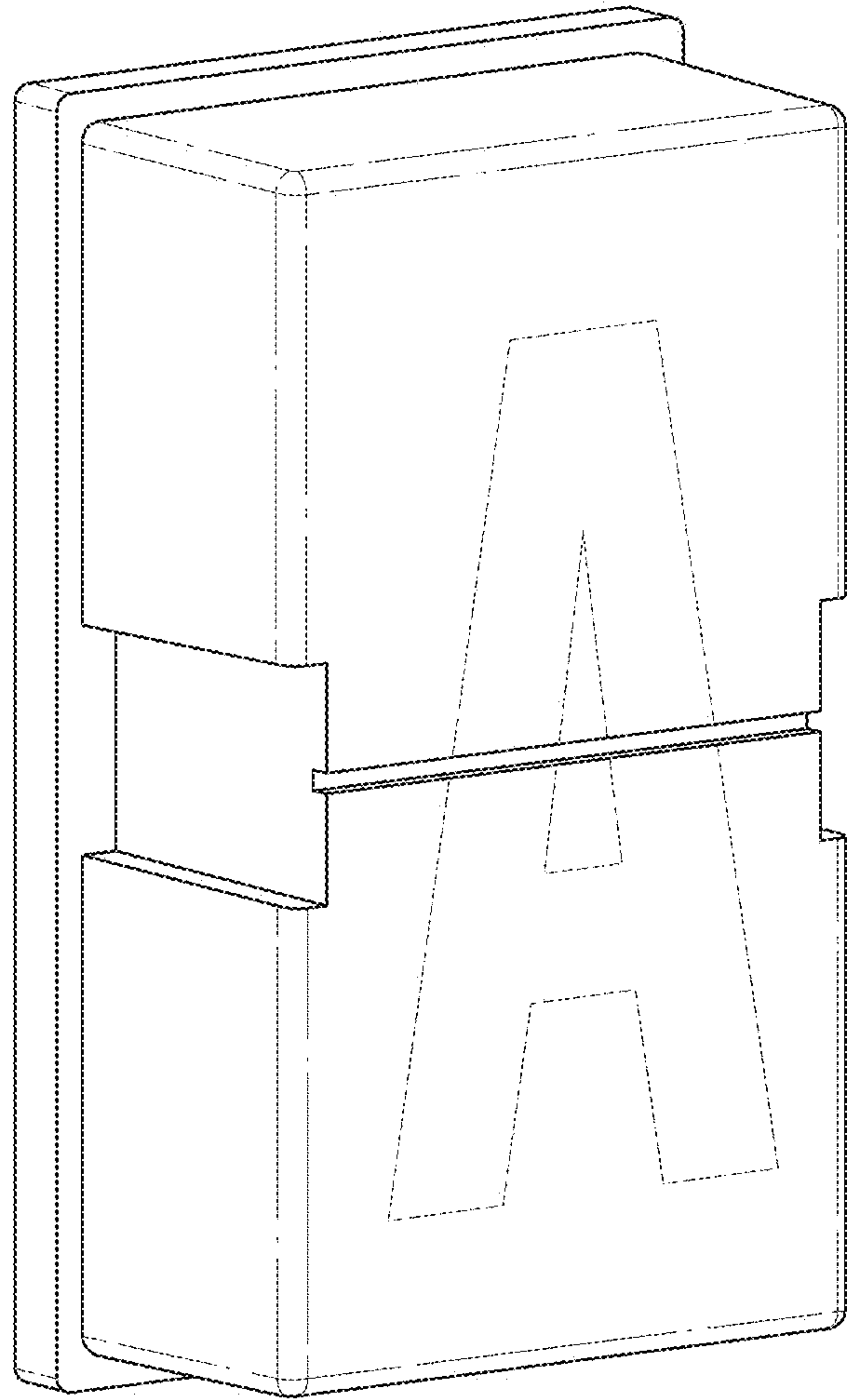


Fig. 1

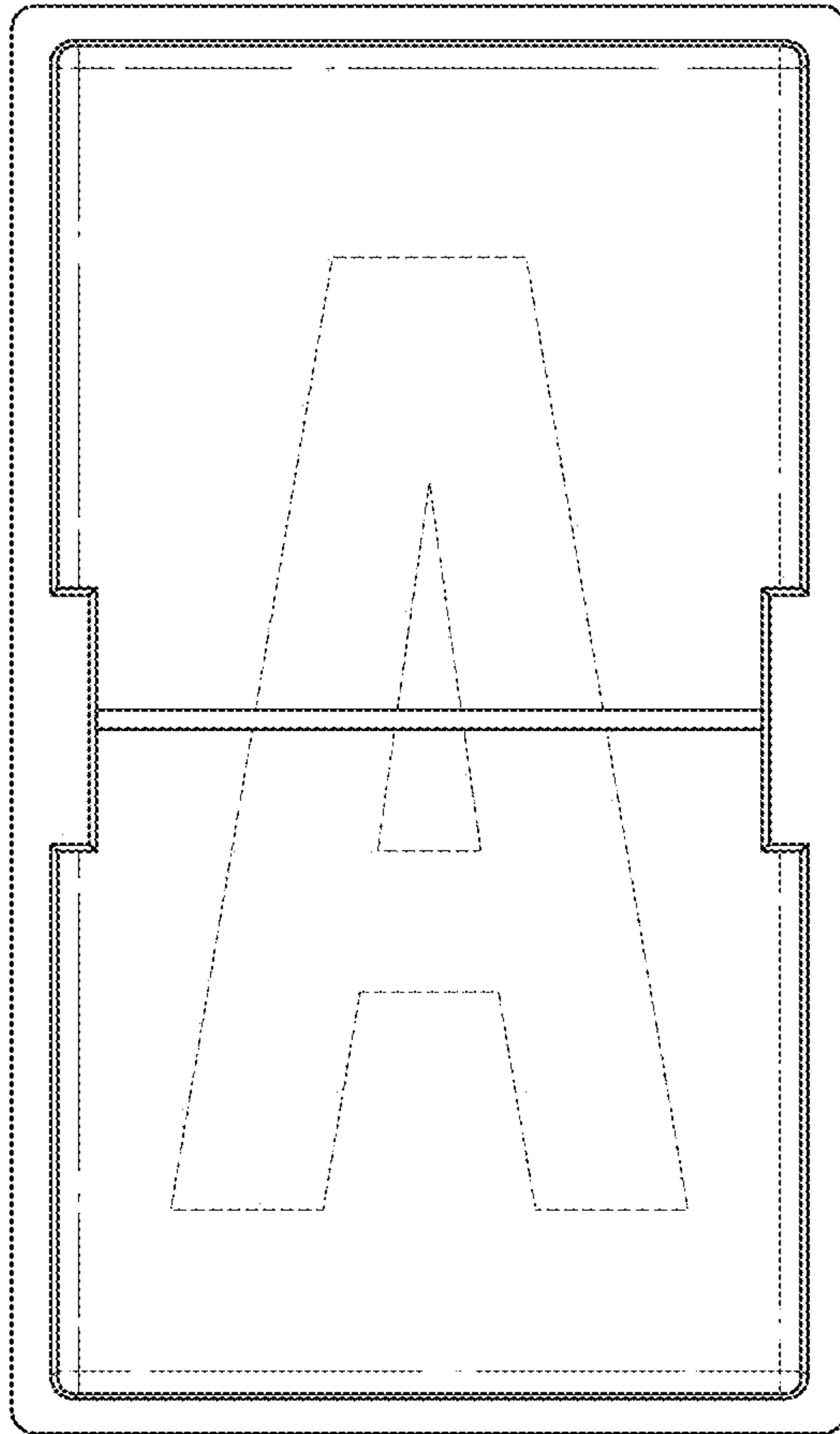


Fig. 2

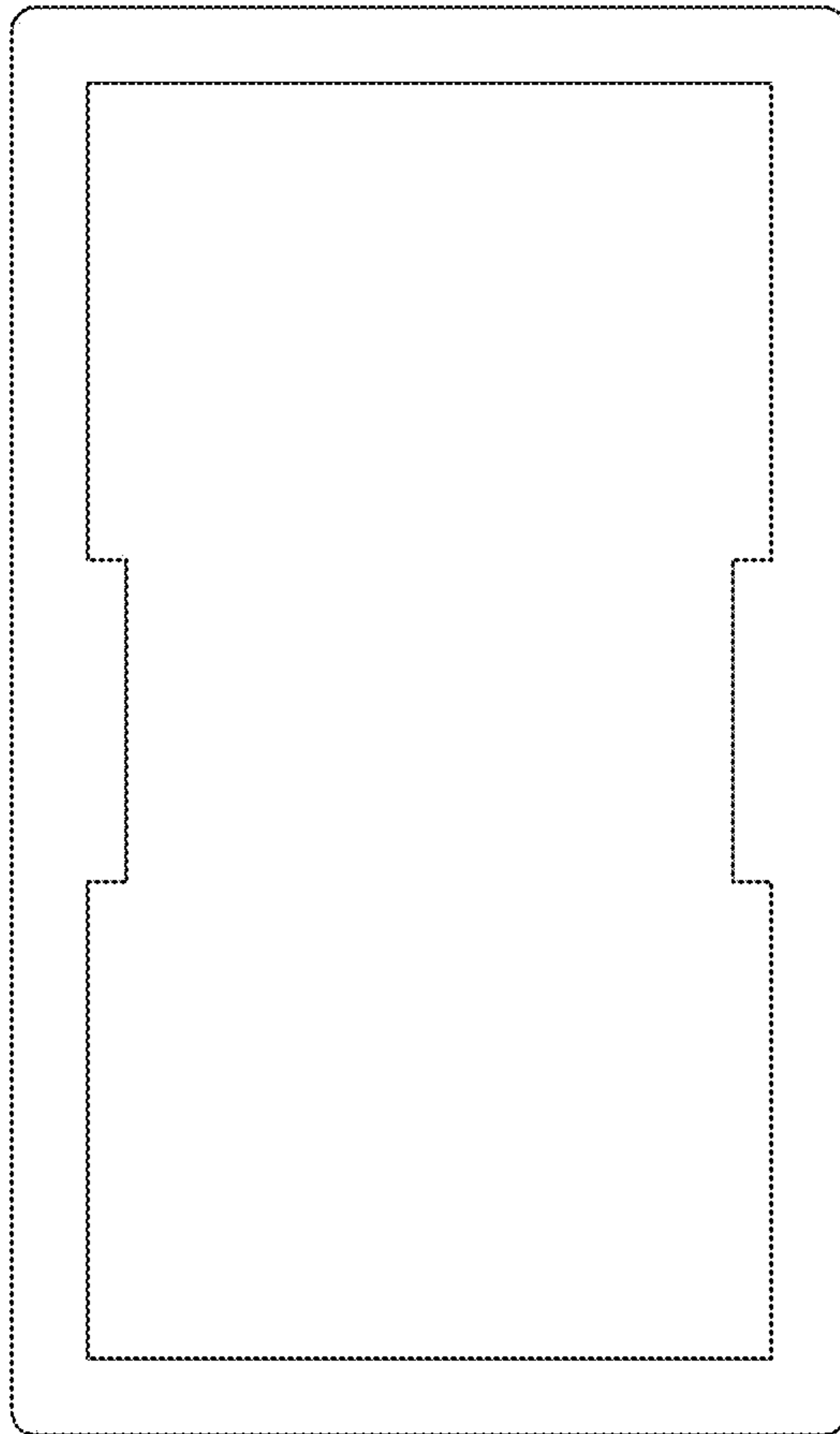


Fig. 3

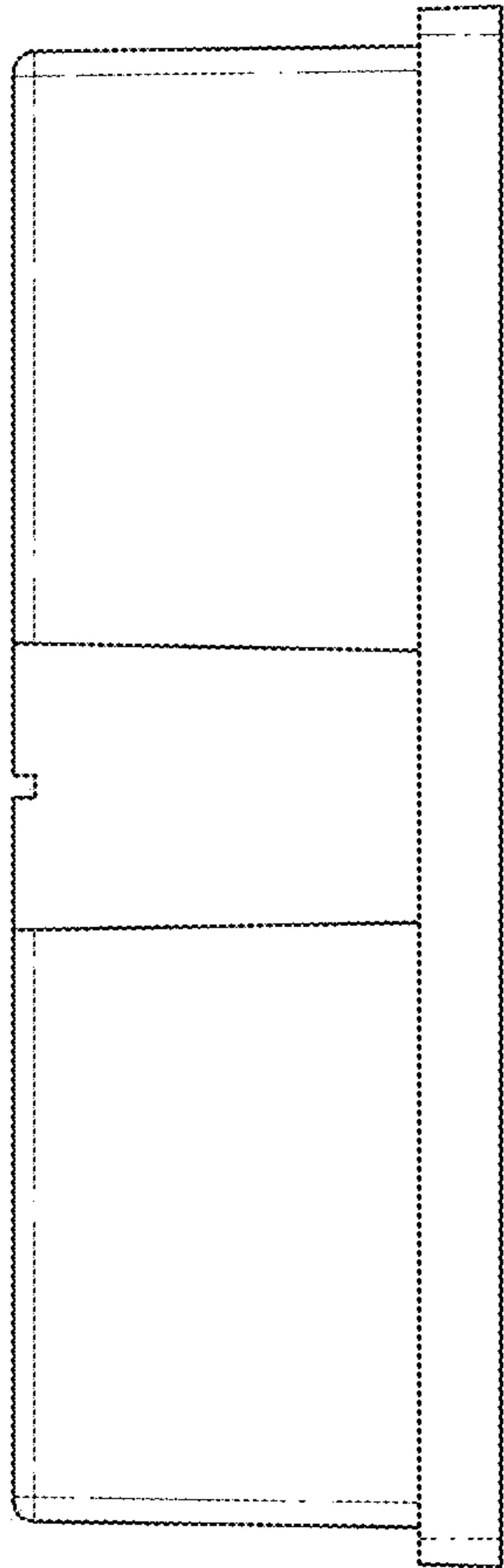


Fig. 4

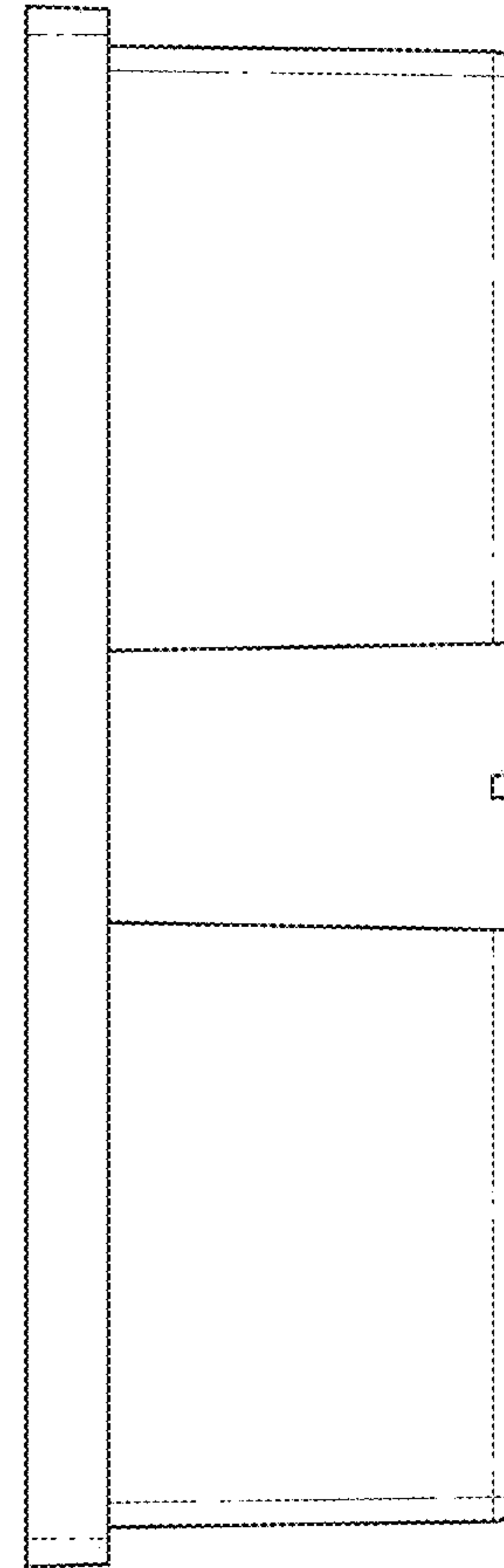


Fig. 5

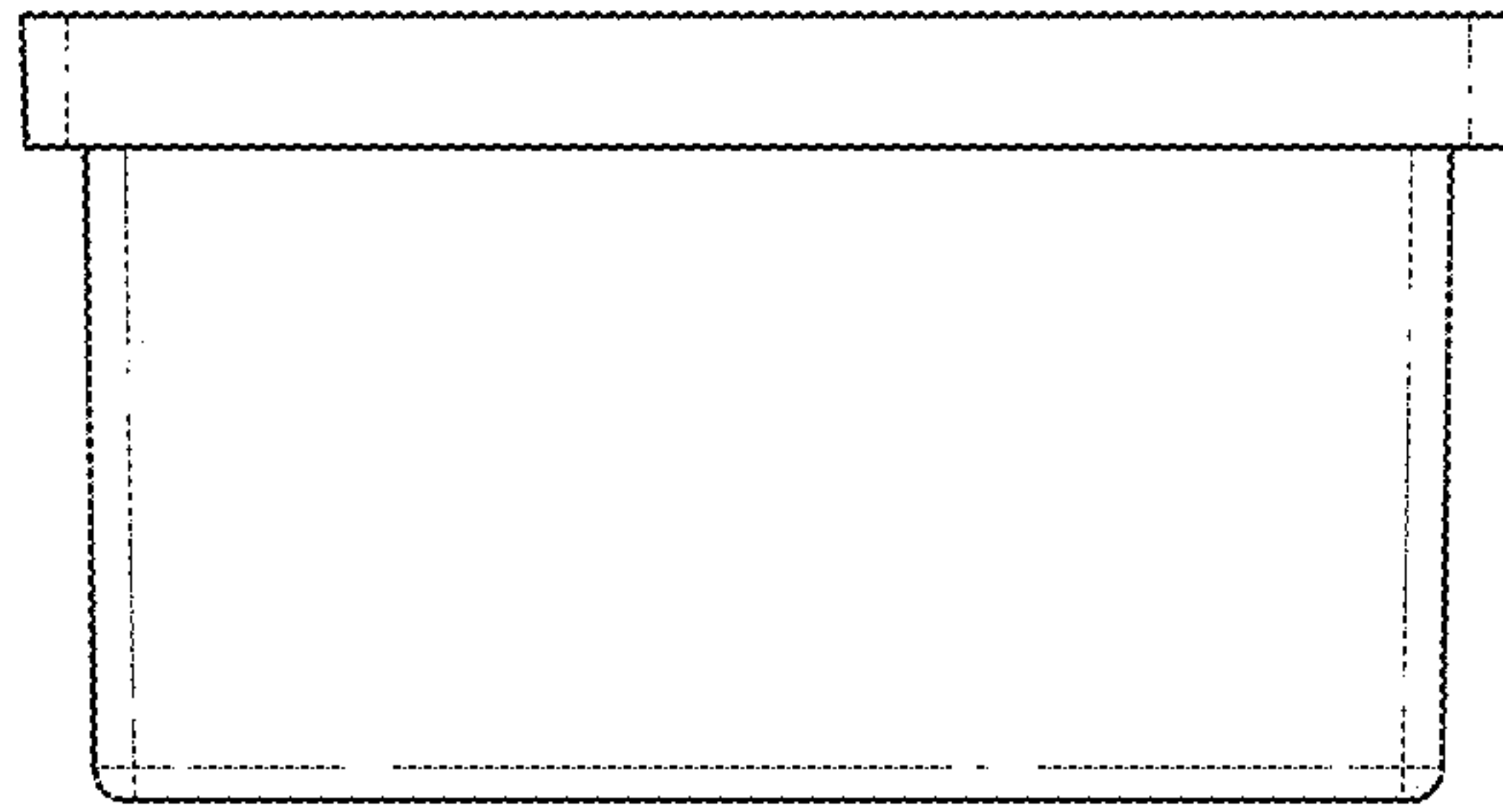


Fig. 6




Fig. 7