



US00D933127S

(12) **United States Design Patent** (10) **Patent No.:** **US D933,127 S**  
**Cepress** (45) **Date of Patent:** **\*\* Oct. 12, 2021**

(54) **PAYMENT CARD**

B42D 2033/04; B42D 2033/08; B42D 2033/10; B42D 2033/18; B42D 2033/20; B42D

(71) Applicant: **Capital One Services, LLC**, McLean, VA (US)

(Continued)

(72) Inventor: **Carl Cepress**, Mountain View, CA (US)

(56)

**References Cited**

(73) Assignee: **CAPITAL ONE SERVICES, LLC**, McLean, VA (US)

U.S. PATENT DOCUMENTS

(\*\*) Term: **15 Years**

D480,754 S 10/2003 Berger  
D559,905 S 1/2008 Halbur et al.

(Continued)

(21) Appl. No.: **29/725,277**

*Primary Examiner* — Abraham Bahta

(22) Filed: **Feb. 24, 2020**

(74) *Attorney, Agent, or Firm* — Finnegan, Henderson, Farabow, Garrett & Dunner, LLP

(57)

**CLAIM**

The ornamental design for a payment card, as shown and described.

**Related U.S. Application Data**

(63) Continuation of application No. 29/694,160, filed on Jun. 7, 2019, now Pat. No. Des. 880,585, which is a continuation of application No. 29/626,817, filed on Nov. 20, 2017, now Pat. No. Des. 858,629, which is a continuation of application No. 29/584,795, filed on (Continued)

**DESCRIPTION**

The patent or application file contains at least one drawing executed in color. Copies of this patent or patent application publication with color drawing(s) will be provided by the Office upon request and payment of the necessary fee.

(51) **LOC (13) Cl.** ..... **19-08**

FIG. 1 is a front right perspective view of a payment card showing my new design;

(52) **U.S. Cl.**

FIG. 2 is a rear left perspective view thereof;

USPC ..... **D19/10**

FIG. 3 is a front elevation view thereof;

(58) **Field of Classification Search**

USPC ..... D19/1-12, 20-34, 100; 40/124.01-124.15, 672, 661, 726, 776, 40/617; 283/72, 74-75, 103, 105-117, 283/82, 70, 94, 81; 206/449; D21/385; D20/10, 22, 27, 40, 42, 11; D14/435-437; 235/380, 382, 487, 493, 235/488; D6/613, 583; 360/2; 702/158, 702/86, 97, 163, 166, 170

FIG. 4 is a rear elevation view thereof;

FIG. 5 is a top plan view thereof, the bottom view being a mirror image thereof;

CPC .... B42D 15/00; B42D 15/022; B42D 15/027;

FIG. 6 is a right side view thereof;

FIG. 7 is a left side view thereof; and,

B42D 15/042; B42D 15/045; B42D

FIG. 8 is an enlarged, detailed view of the top view, as shown in FIG. 5.


25/00; B42D 25/20; B42D 25/30; B42D

The shape of the edge of the payment card illustrated in FIG. 8 is consistent around the perimeter of the top, right, left, and bottom sides of the payment card. The broken lines shown in the drawings illustrate portions of the payment card that form no part of the claimed design.

25/23; B42D 25/26; B42D 25/29; B42D

25/285; B42D 2033/00; B42D 2033/02;

**1 Claim, 7 Drawing Sheets**  
**(2 of 7 Drawing Sheet(s) Filed in Color)**



**Related U.S. Application Data**

Nov. 17, 2016, now Pat. No. Des. 803,313, which is a continuation of application No. 29/527,734, filed on May 21, 2015, now Pat. No. Des. 779,591.

(58) **Field of Classification Search**

CPC ... 2033/22; B42D 2033/28; G09F 3/02; G09F 2003/0201

See application file for complete search history.

(56) **References Cited**

U.S. PATENT DOCUMENTS

D568,388 S	5/2008	Hammad	
D569,425 S	5/2008	Law et al.	
D571,856 S	6/2008	Hammad et al.	
D575,332 S	8/2008	Parker et al.	
D599,849 S	9/2009	Halbur et al.	
D624,962 S	10/2010	Lazarowicz et al.	
D634,780 S	3/2011	Schumann	
D690,767 S	10/2013	Lindley	
D724,660 S	3/2015	Sippola et al.	
D779,591 S	2/2017	Cepress	
D803,313 S	11/2017	Cepress	
D858,453 S	9/2019	Lang	
D858,629 S	9/2019	Cepress	
D880,585 S *	4/2020	Cepress .....	D19/10


\* cited by examiner





**FIG. 1**





**FIG. 2**






**FIG. 3**





**FIG. 4**





**FIG. 5**

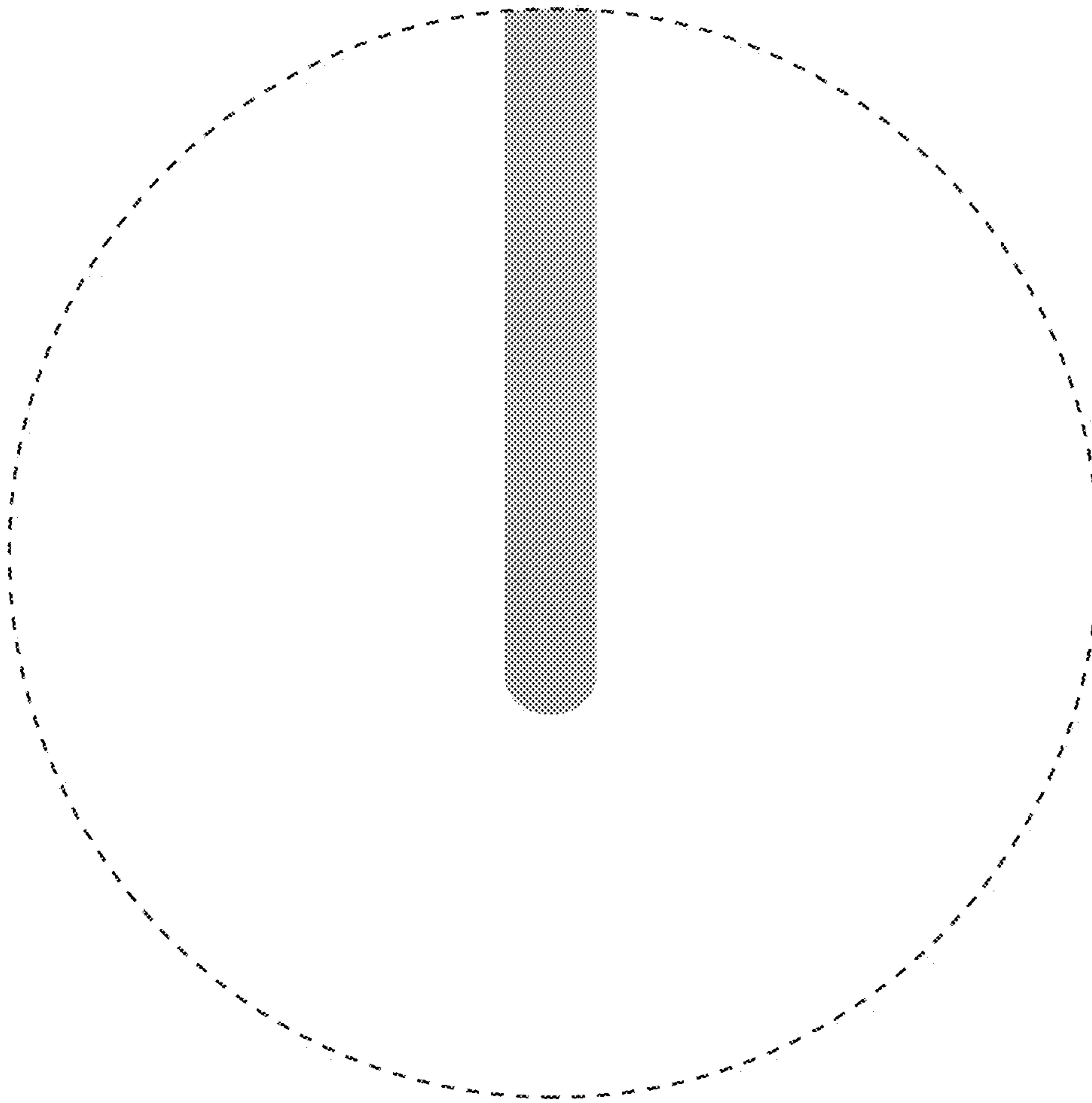


**FIG. 6**



**FIG. 7**





**FIG. 8**