



US00D933093S

(12) **United States Design Patent** (10) **Patent No.:** **US D933,093 S**  
**Vorobyev** (45) **Date of Patent:** **\*\* Oct. 12, 2021**

(54) **DISPLAY SCREEN OR PORTION THEREOF WITH GRAPHICAL USER INTERFACE**

(71) Applicant: **MIXED IN KEY LLC**, Miami, FL (US)

(72) Inventor: **Yakov Vorobyev**, Miami, FL (US)

(73) Assignee: **MIXED IN KEY LLC**, Miami, FL (US)

(\*\*) Term: **15 Years**

(21) Appl. No.: **29/757,687**

(22) Filed: **Nov. 9, 2020**

**Related U.S. Application Data**

(62) Division of application No. 29/686,452, filed on Apr. 4, 2019, now Pat. No. Des. 905,722.

(51) **LOC (13) Cl.** ..... **14-04**

(52) **U.S. Cl.**  
USPC ..... **D14/487; D14/488**

(58) **Field of Classification Search**  
USPC ..... D14/485-495  
CPC ..... G10H 1/0008; G10H 1/0025; G10H 2220/126

See application file for complete search history.

(56) **References Cited**

**U.S. PATENT DOCUMENTS**

D307,127 S	4/1990	Simons et al.	
6,172,428 B1	1/2001	Jordan	
6,952,221 B1 *	10/2005	Holtz	G11B 27/034 715/719
D550,696 S	9/2007	Kortum et al.	
7,299,421 B2 *	11/2007	Kohyama	G06F 3/0219 715/775
D563,977 S	3/2008	Carl et al.	
D681,662 S	5/2013	Fletcher et al.	

D748,126 S	1/2016	Sarukkai et al.	
D752,089 S *	3/2016	Cru	D14/488
D766,302 S	9/2016	Phelan et al.	
D780,799 S *	3/2017	Mehring	D14/487
D786,304 S	5/2017	Cronin et al.	
D788,165 S	5/2017	Bunyard et al.	
D800,740 S *	10/2017	Clymer	D14/485
D805,089 S *	12/2017	Lemay	D14/485
D808,988 S	1/2018	Ayvazian et al.	
D836,122 S	12/2018	Hong et al.	
D843,381 S	3/2019	Wassell et al.	
D847,830 S *	5/2019	Chapman	D14/485
D854,559 S *	7/2019	Dudey	D14/486
D862,498 S	10/2019	Bae	

(Continued)

**OTHER PUBLICATIONS**

roundicons.com, equalizer icon, multimedia set, Aug. 3, 2015, iconfinder.com (online), accessed Jun. 3, 2021, available at <https://www.iconfinder.com/iconsets/multimedia-14> (Year: 2015).\*

*Primary Examiner* — Katherine A Holbrow  
(74) *Attorney, Agent, or Firm* — Oblon, McClelland, Maier & Neustadt, L.L.P.

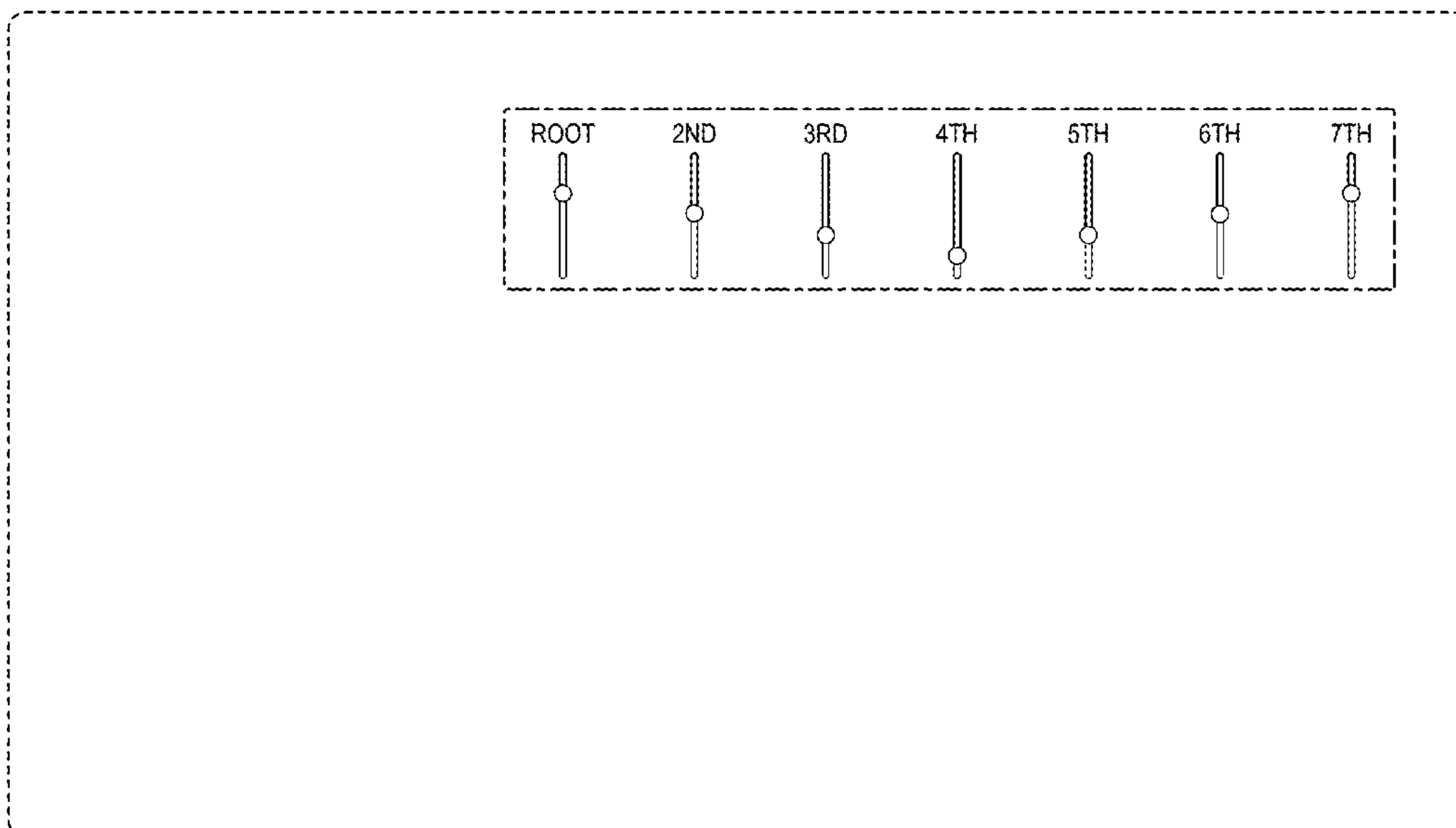
(57) **CLAIM**

The ornamental design for a display screen or portion thereof with graphical user interface, as shown and described.

**DESCRIPTION**

FIG. 1 is a front view of a first embodiment of a display screen or portion thereof with graphical user interface; and, FIG. 2 is a front view of a second embodiment thereof. The evenly spaced broken lines at the outer perimeter of the drawings depict a display screen or portion thereof and form no part of the claimed design. The remaining dot-dash broken lines in the drawings depict a border of the graphical user interface that forms no part of the claimed design.

**1 Claim, 2 Drawing Sheets**



(56)

**References Cited**

## U.S. PATENT DOCUMENTS

D864,993	S	10/2019	Kim et al.	
D869,499	S	12/2019	Cronin et al.	
D894,211	S *	8/2020	Oguchi .....	D14/486
D902,952	S *	11/2020	Agarwal .....	D14/487
D910,660	S *	2/2021	Chaturvedi .....	D14/485
2002/0109737	A1 *	8/2002	Jaeger .....	G06F 3/0481 715/863
2007/0136679	A1	6/2007	Yang	
2009/0089701	A1	4/2009	Baier et al.	
2010/0180224	A1 *	7/2010	Willard .....	G10H 1/0025 715/773
2010/0256821	A1 *	10/2010	Jeung .....	F24F 11/75 700/276
2010/0318917	A1 *	12/2010	Holladay .....	H04L 41/0893 715/735
2011/0015798	A1	1/2011	Golden et al.	
2013/0262687	A1	10/2013	Avery et al.	
2013/0346858	A1 *	12/2013	Neyrinck .....	G06F 3/038 715/716
2014/0173519	A1 *	6/2014	Sassi .....	H03G 3/02 715/833
2015/0106711	A1 *	4/2015	Virolainen .....	H03G 5/025 715/716
2015/0142491	A1	5/2015	Webb	
2015/0169280	A1 *	6/2015	Suzuki .....	H03G 5/025 715/716

\* cited by examiner

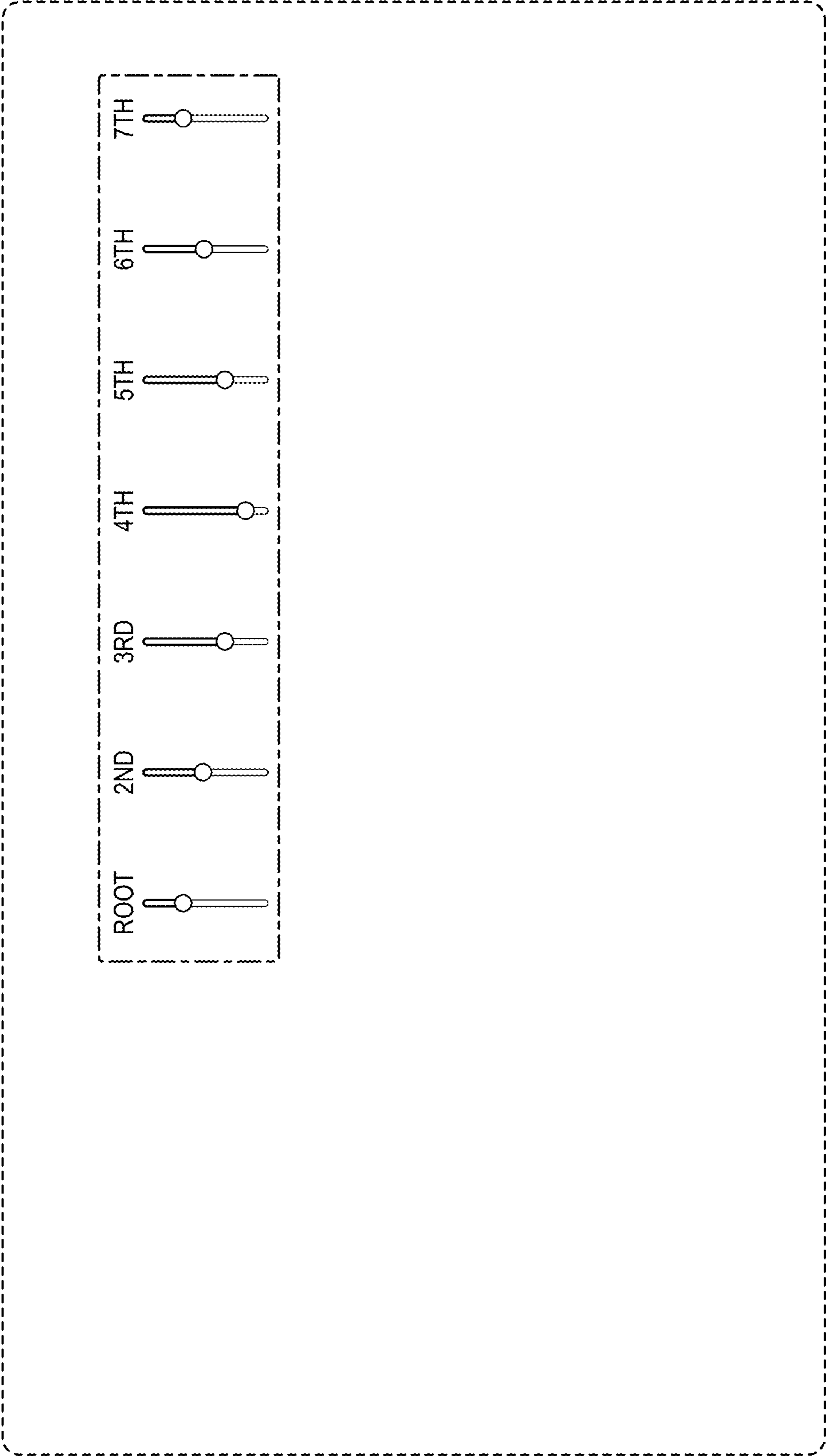


FIG. 1

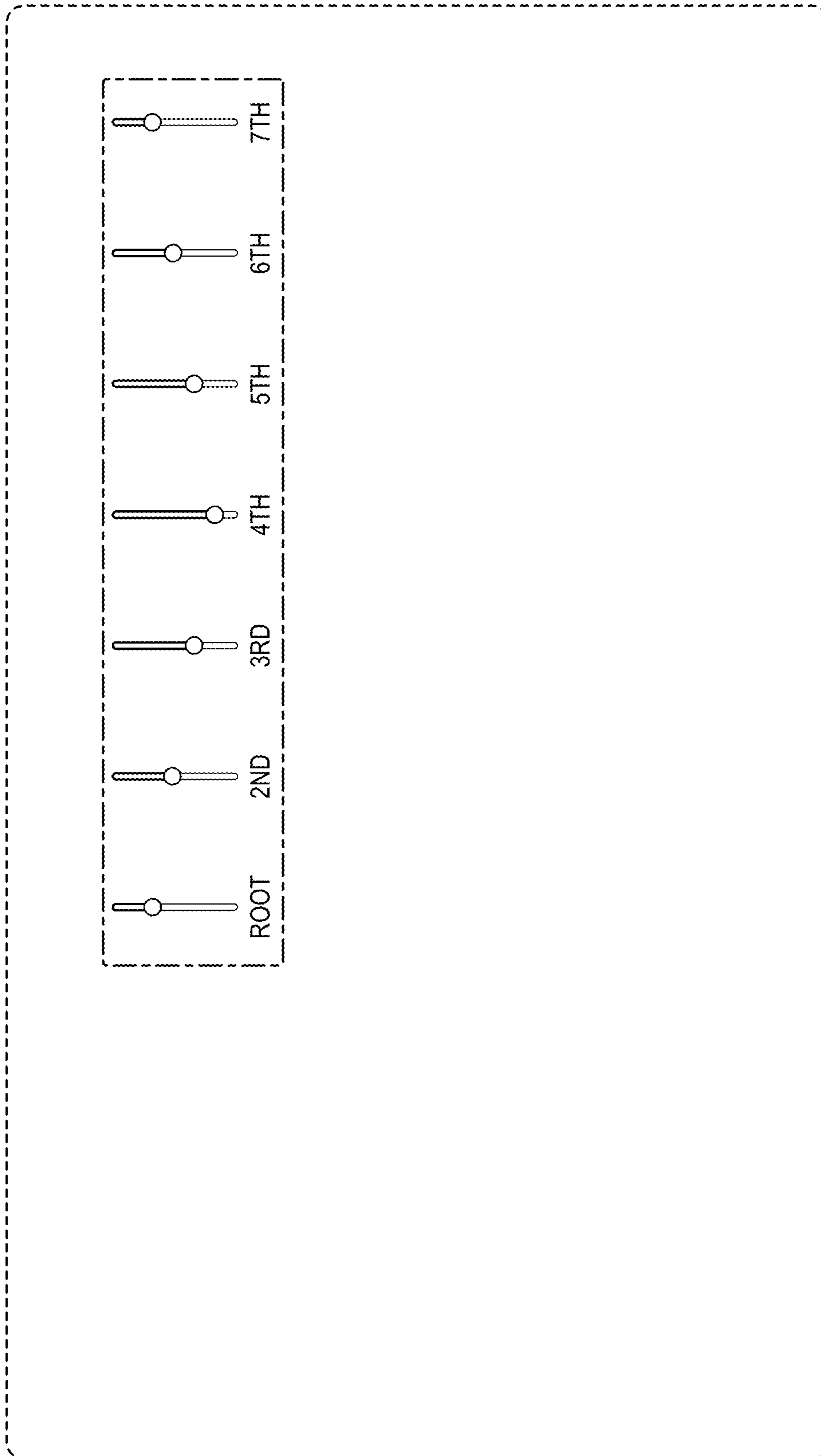


FIG. 2