



US00D933070S

(12) **United States Design Patent**
Cho et al.

(10) **Patent No.:** **US D933,070 S**

(45) **Date of Patent:** **** Oct. 12, 2021**

(54) **COMPUTER MOUSE**

(71) Applicant: **LG ELECTRONICS INC.**, Seoul (KR)

(72) Inventors: **Yoonyoung Cho**, Seoul (KR); **Daihyung Ryu**, Seoul (KR); **Taejin Lee**, Seoul (KR)

(73) Assignee: **LG ELECTRONICS INC.**, Seoul (KR)

(**) Term: **15 Years**

(21) Appl. No.: **29/738,270**

(22) Filed: **Jun. 16, 2020**

(30) **Foreign Application Priority Data**

Dec. 19, 2019 (KR) 30-2019-0061734

(51) **LOC (13) Cl.** **14-03**

(52) **U.S. Cl.**
USPC **D14/407**; D14/402

(58) **Field of Classification Search**
USPC D14/402-411, 356, 388, 389, 383-385, D14/417, 426; 345/156-167; 463/36-38; 358/471, 473; 273/148 B
CPC G06F 3/03543; G06F 2203/0333; G06F 3/039; G06F 3/038; G06F 2203/0384
See application file for complete search history.

(56) **References Cited**

U.S. PATENT DOCUMENTS

D340,923 S * 11/1993 Tso D14/407
D340,924 S * 11/1993 Tso D14/407

D460,071 S * 7/2002 Sheehan D14/402
D483,764 S * 12/2003 Masamitsu D14/402
D527,731 S * 9/2006 Lee D14/402
D545,822 S * 7/2007 Murakami D14/402
D590,399 S * 4/2009 Chen D14/402
D593,095 S * 5/2009 Chatterjee D14/402
D617,324 S * 6/2010 Fang D14/402
D643,429 S * 8/2011 Ferwerda D14/407
D657,359 S * 4/2012 Kujawski D14/402
D658,181 S * 4/2012 Kim D14/407
D684,973 S * 6/2013 Myung D14/407
D728,572 S * 5/2015 Yockey D14/409
D764,471 S * 8/2016 Klein D14/407
D765,078 S * 8/2016 Klein D14/407
D816,675 S * 5/2018 Kaiya D14/402
2012/0188162 A1 * 7/2012 Zhou G06F 3/03543
345/163

* cited by examiner

Primary Examiner — Austin Murphy

(74) *Attorney, Agent, or Firm* — Birch, Stewart, Kolasch & Birch, LLP

(57) **CLAIM**

The ornamental design for a computer mouse, as shown and described.

DESCRIPTION

FIG. 1 is a front, right side, perspective view of a computer mouse showing our new design;
FIG. 2 is a front view thereof;
FIG. 3 is a rear view thereof;
FIG. 4 is a left side view thereof;
FIG. 5 is a right side view thereof;
FIG. 6 is a top view thereof; and,
FIG. 7 is a bottom view.

1 Claim, 4 Drawing Sheets


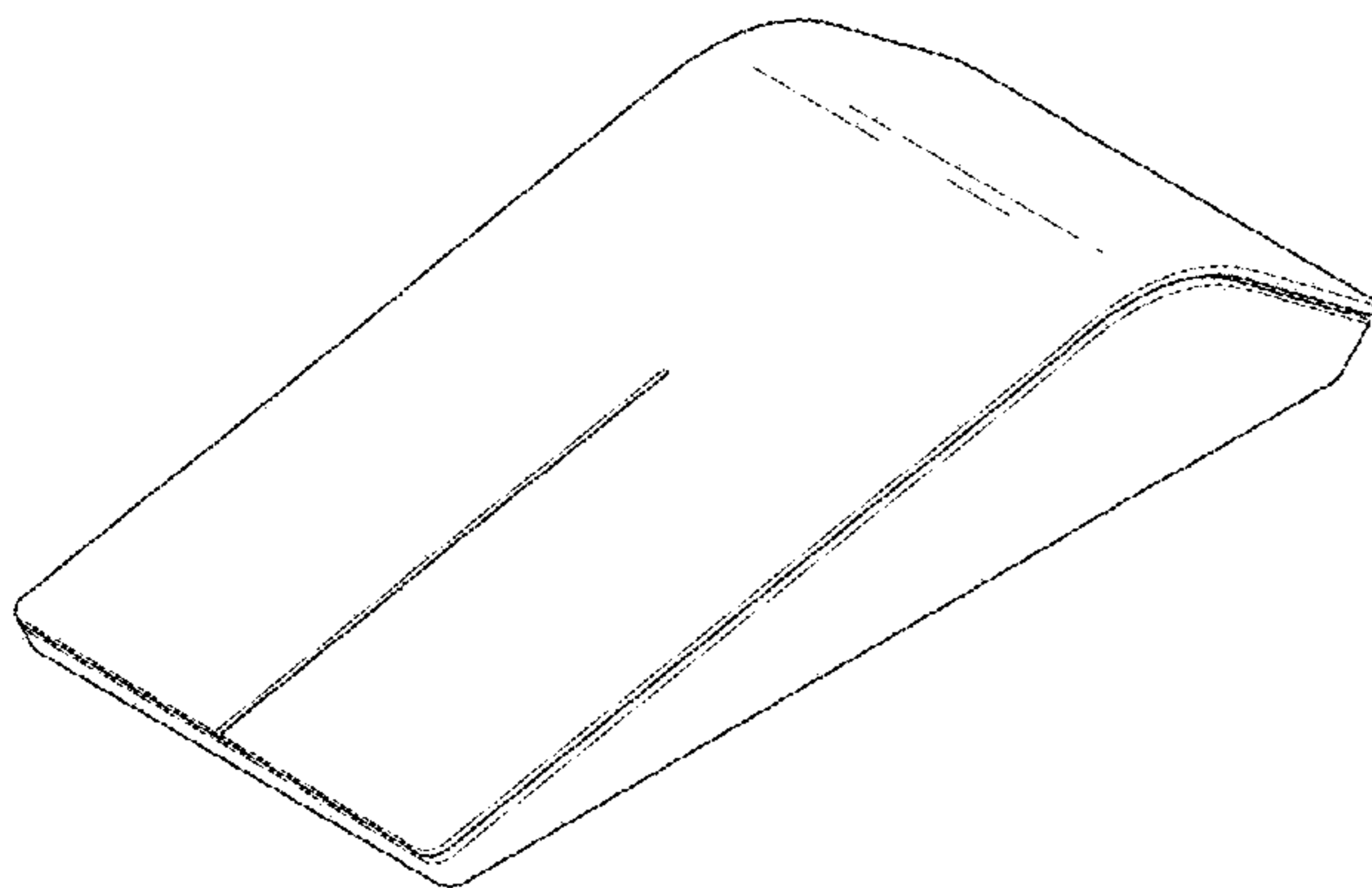


FIG. 1

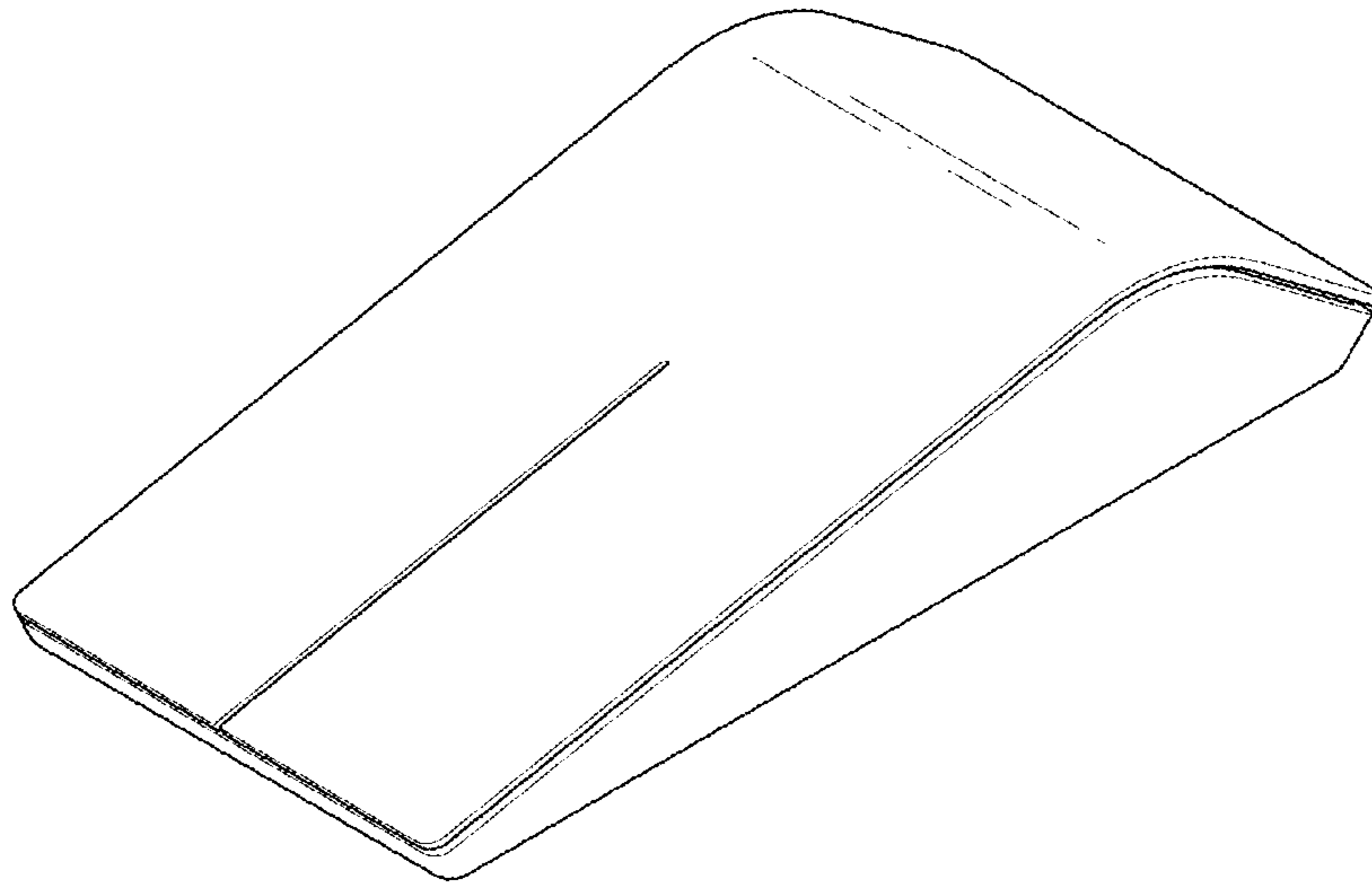


FIG. 2

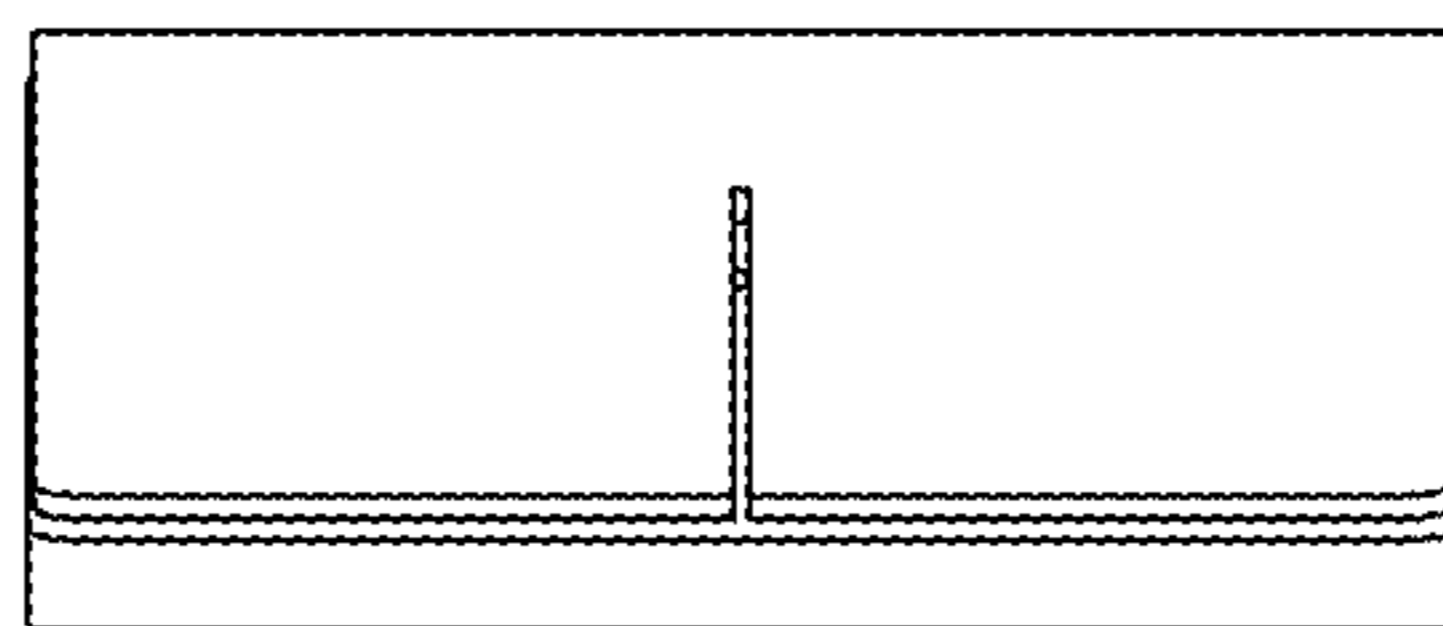


FIG. 3




FIG. 4

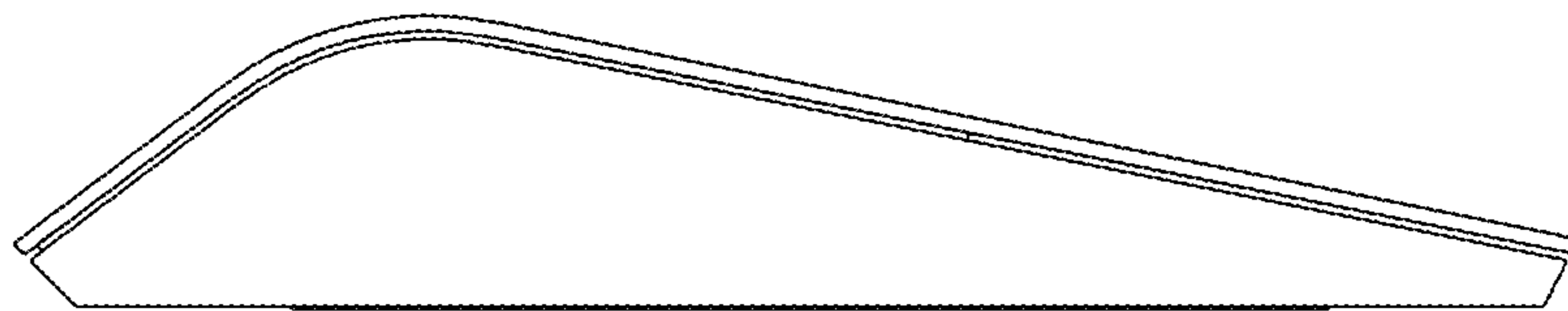


FIG. 5

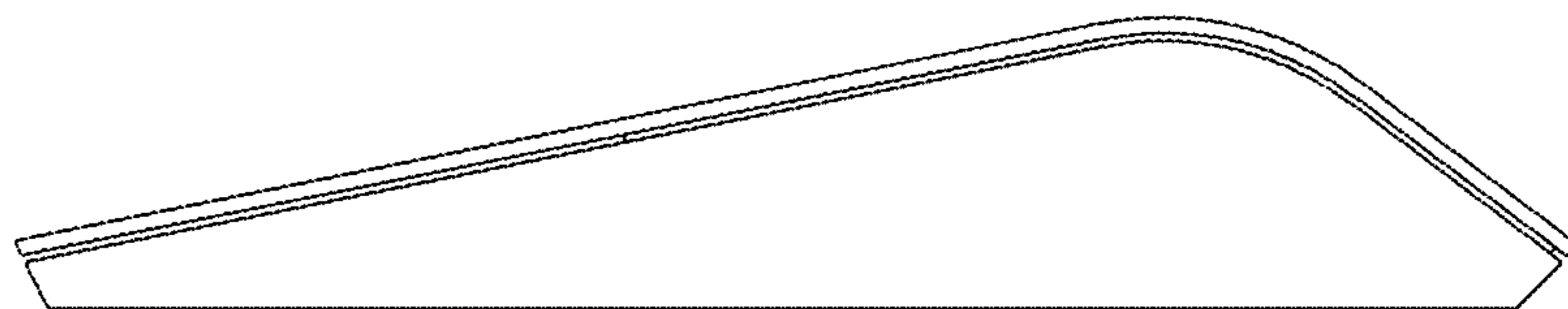


FIG. 6




FIG. 7

