



US00D933051S

(12) **United States Design Patent** (10) **Patent No.:** **US D933,051 S**  
**Tiscareno et al.** (45) **Date of Patent:** **\*\* Oct. 12, 2021**

(54) **MICROPHONE HOUSING**

FOREIGN PATENT DOCUMENTS

(71) Applicants: **Victor M. Tiscareno**, Issaquah, WA  
(US); **Jeffrey Higashi**, Torrance, CA  
(US)

CN 669295 A5 \* 2/1989

(72) Inventors: **Victor M. Tiscareno**, Issaquah, WA  
(US); **Jeffrey Higashi**, Torrance, CA  
(US)

OTHER PUBLICATIONS

Phone Microphone for Headphone Jack, announced Jun. 3, 2019  
[online], retrieved Jan. 13, 2021, retrieved from internet, <https://www.amazon.com/Phone-Microphone-Headphone-Jack-Detachable/dp/B07SNSY64C>.\*

(\*\*) Term: **15 Years**

(Continued)

(21) Appl. No.: **29/698,681**

*Primary Examiner* — Dana K Weiland

(22) Filed: **Jul. 18, 2019**

*Assistant Examiner* — Messina L Smith

(51) **LOC (13) Cl.** ..... **14-01**

(74) *Attorney, Agent, or Firm* — Spencer Fane LLP;

(52) **U.S. Cl.**

Steven J. Laureanti

USPC ..... **D14/228**

(58) **Field of Classification Search**

(57) **CLAIM**

USPC ..... D14/221, 224, 225, 226, 227, 228, 229,  
D14/150, 154, 155, 158, 160, 172

The ornamental design for a microphone housing, as shown  
and described.

CPC ..... H04R 19/04; H04R 19/00; H04R 1/406;  
H04R 1/08; H04R 1/04; H04R 1/326;  
H04R 29/004; H04R 2410/00; H04R  
2410/01; H04R 2410/03; H04R 2410/05;  
H04R 2410/07; H04R 2420/07; H04R  
17/02

**DESCRIPTION**

See application file for complete search history.

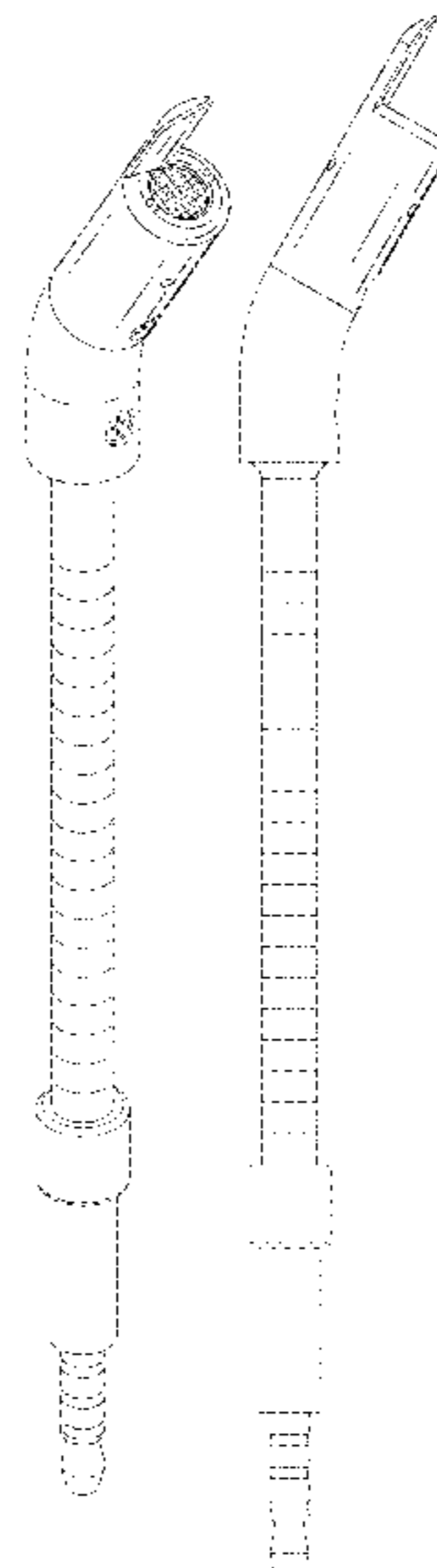
FIG. 1 is a front perspective view of a microphone housing,  
showing the new design;  
FIG. 2 is a front view thereof;  
FIG. 3 is a rear view thereof;  
FIG. 4 is a right side view thereof;  
FIG. 5 is a left side view thereof;  
FIG. 6 is a top view thereof;  
FIG. 7 is a bottom view thereof; and,  
FIG. 8 is a perspective view of the microphone housing  
shown in an environment of use.  
The broken line showing of the microphone pop screen in  
FIG. 8 depicts environment and forms no part of the claimed  
design. All other broken lines in the figures depict portions  
of the microphone housing that form no part of the claimed  
design.

(56) **References Cited**

U.S. PATENT DOCUMENTS

D146,992 S *	6/1947	Stone et al.	.....	D14/154
D620,482 S *	7/2010	Chen	.....	D14/225
D884,685 S *	5/2020	Chen	.....	D14/227
D890,140 S *	7/2020	Mai	.....	D14/227
D890,730 S *	7/2020	Lu	.....	D14/227
D890,731 S *	7/2020	Lu	.....	D14/227
D894,154 S *	8/2020	Bryant	.....	D14/206
D897,988 S *	10/2020	Chen	.....	D14/206
D899,402 S *	10/2020	Shen	.....	D14/206
D900,069 S *	10/2020	Murata	.....	D14/225
2018/0227656 A1 *	8/2018	Towns	.....	H04R 1/083

**1 Claim, 5 Drawing Sheets**



(56)

**References Cited**

OTHER PUBLICATIONS

Headset Microphone Adjustable 360 Degrees Bendable Gaming Mic, announced © 2010-2020 [online], retrieved Jan. 13, 2021, retrieved from internet, <https://www.aliexpress.com/item/4001175277660.html>.\*

Best External Lightning Microphones For iPhone 7 & iOS, announced Feb. 21, 2017 [online], retrieved Jan. 13, 2021, retrieved from internet, <https://medium.com/@PodcastInsights/best-external-microphones-for-iphone-7-ios-cb95bd0b4ca>.\*

\* cited by examiner

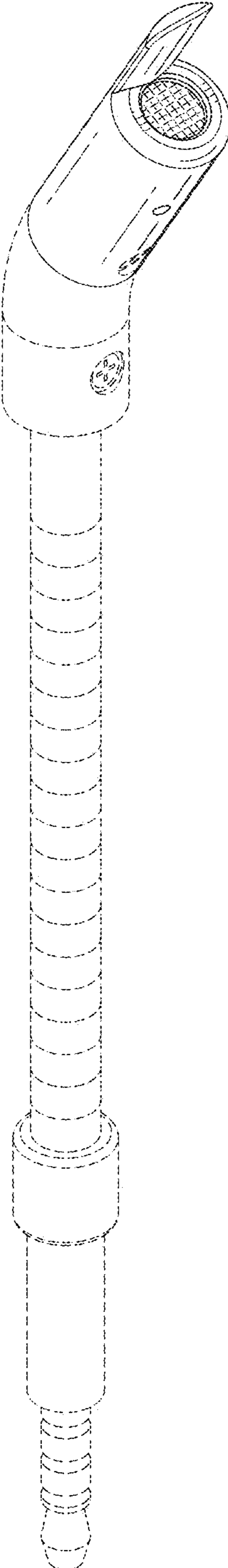


FIG. 1

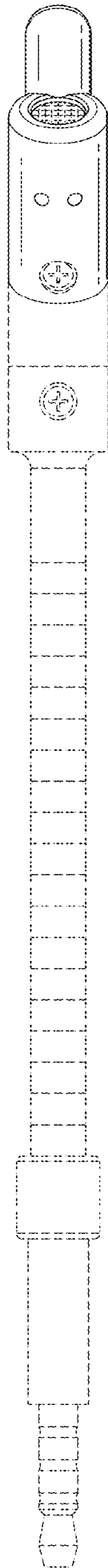


FIG. 2

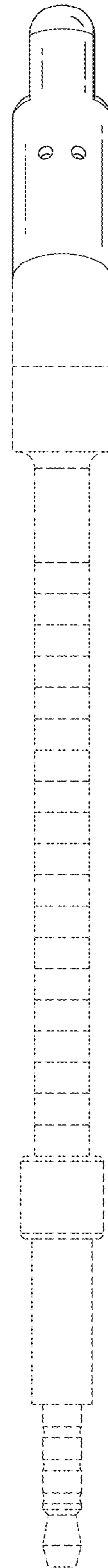


FIG. 3




FIG. 4




FIG. 5



FIG. 6

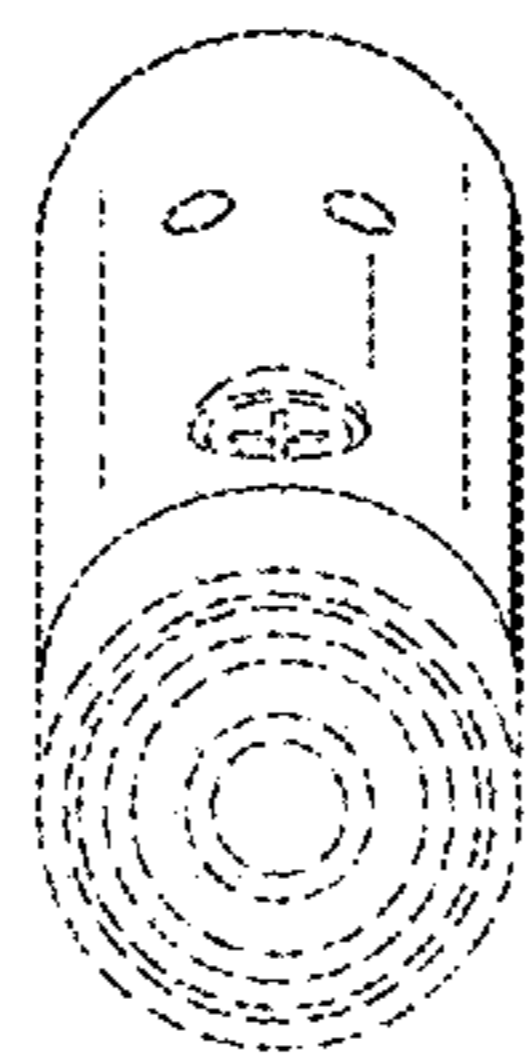


FIG. 7

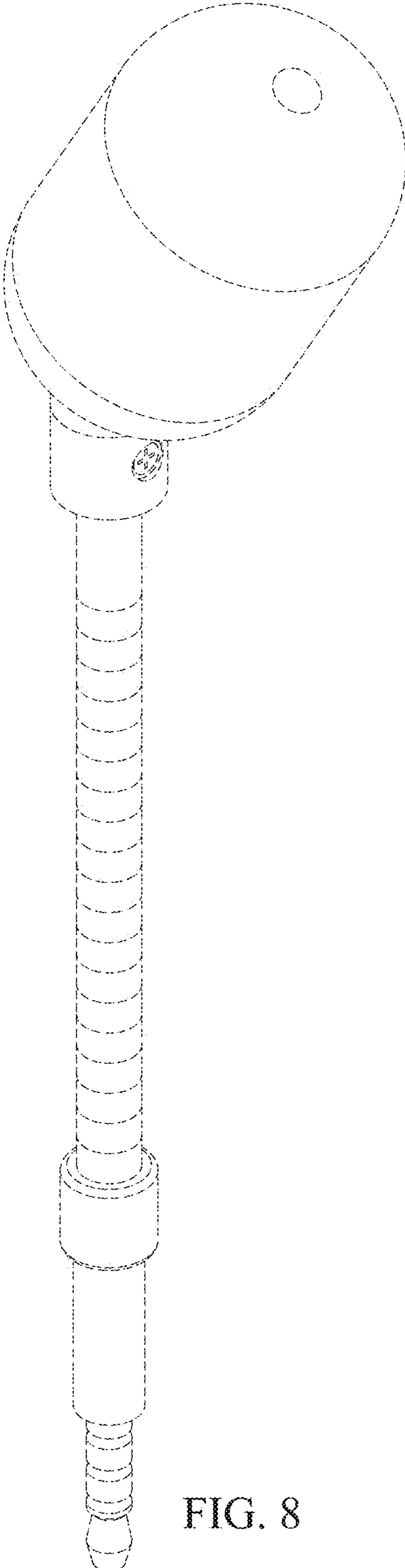


FIG. 8