



US00D933045S

(12) **United States Design Patent** (10) **Patent No.:** **US D933,045 S**  
**Jin** (45) **Date of Patent:** **\*\* Oct. 12, 2021**

(54) **LOUDSPEAKER**

(71) Applicant: **Harman International Industries, Incorporated**, Northridge, CA (US)

(72) Inventor: **Kim Hyo Jin**, Shenzhen (CN)

(73) Assignee: **Harman International Industries, Incorporated**, Northridge, CA (US)

(\*\*) Term: **15 Years**

(21) Appl. No.: **29/667,085**

(22) Filed: **Oct. 18, 2018**

(51) **LOC (13) Cl.** ..... **14-01**

(52) **U.S. Cl.**  
USPC ..... **D14/216**

(58) **Field of Classification Search**

USPC ..... D14/167, 168, 170-172, 188, 194-196,  
D14/204, 209.1, 210-216, 219, 221, 222,  
D14/224, 239, 496  
CPC ..... B60R 11/0217; G06F 1/1688; G10K 9/22;  
G10K 11/004; H03F 1/327; H04M 1/03;  
H04M 1/035; H04N 5/642; H04N  
21/4852; H04R 1/02; H04R 1/06; H04R  
1/021; H04R 1/025; H04R 1/026; H04R  
1/028; H04R 1/105; H04R 1/323; H04R  
1/403; H04R 1/2803; H04R 1/2834;  
H04R 5/02; H04R 7/20; H04R 9/06;  
H04R 9/025; H04R 2201/021; H04R  
2400/00; H04R 2400/07; H04R 2499/11;  
H04R 2499/13; H04R 2499/15; H04S  
3/00; H04S 7/30; F21L 4/00; F21L 4/02;  
F21L 4/04; F21L 4/005; F21L 4/025;  
F21L 4/027; F21V 7/00; F21V 23/02;  
F21V 33/0056

See application file for complete search history.

(56) **References Cited**

**U.S. PATENT DOCUMENTS**

D505,941 S \* 6/2005 Hirano ..... D14/215  
D676,418 S \* 2/2013 Suzuki ..... D14/209.1  
D718,279 S 11/2014 Yoon et al.  
D722,595 S 2/2015 Mackiewicz et al.

(Continued)

**FOREIGN PATENT DOCUMENTS**

CN 304369257 11/2017  
CN 304629968 5/2018

(Continued)

**OTHER PUBLICATIONS**

Office Action dated Jul. 4, 2019 in Russian Design Application No. 2018504964, with an English translation of the remarks thereof.

(Continued)

*Primary Examiner* — Keli L Hill

(74) *Attorney, Agent, or Firm* — Plumsea Law Group, LLC

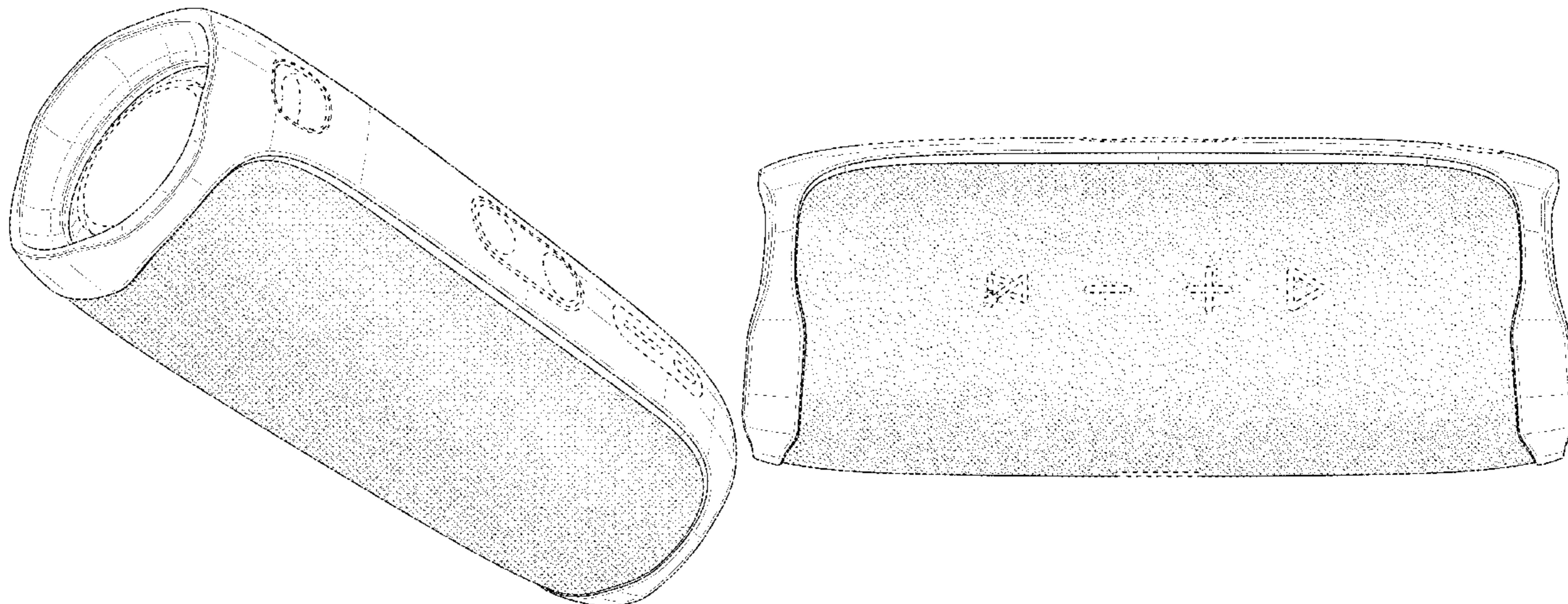
(57) **CLAIM**

The ornamental design for a loudspeaker, as shown and described.

**DESCRIPTION**

FIG. 1 is a perspective view of a loudspeaker showing the new design;  
FIG. 2 is a front elevational view thereof;  
FIG. 3 is a rear elevational view thereof;  
FIG. 4 is a side elevational view thereof;  
FIG. 5 is an opposite side elevational view thereof;  
FIG. 6 is a top view thereof;  
FIG. 7 is a bottom view thereof; and,  
FIG. 8 is another perspective view thereof, showing a side opposite to the side shown in FIG. 1.  
The broken lines immediately adjacent the shaded areas represent the bounds of the claimed design, while all other broken lines are included for the purpose of illustrating portions of the loudspeaker; the broken lines form no part of the claimed design.

**1 Claim, 8 Drawing Sheets**



(56)

**References Cited**

EM 305617081-0001 8/2018  
EM 305629169-0002 9/2018

U.S. PATENT DOCUMENTS

D726,684 S 4/2015 Schmiedbauer  
D726,686 S 4/2015 Yoon  
D748,074 S 1/2016 Schmiedbauer  
D748,076 S 1/2016 Yoon  
D750,597 S 3/2016 Fischer et al.  
D759,632 S 6/2016 Fischer et al.  
D798,268 S \* 9/2017 Fang ..... D14/216  
D800,699 S 10/2017 Fischer et al.  
D801,310 S \* 10/2017 Kachwalla ..... D14/216  
D803,813 S 11/2017 Rouffiat et al.  
D805,059 S 12/2017 Fischer et al.  
D811,368 S 2/2018 Fischer et al.  
D831,002 S 10/2018 Distefano et al.  
D839,855 S 2/2019 Park et al.  
D868,022 S \* 11/2019 Distefano ..... D14/204  
D868,033 S \* 11/2019 Luo ..... D14/216  
D894,871 S \* 9/2020 Distefano ..... D14/216  
D906,287 S \* 12/2020 Waterman ..... D14/216

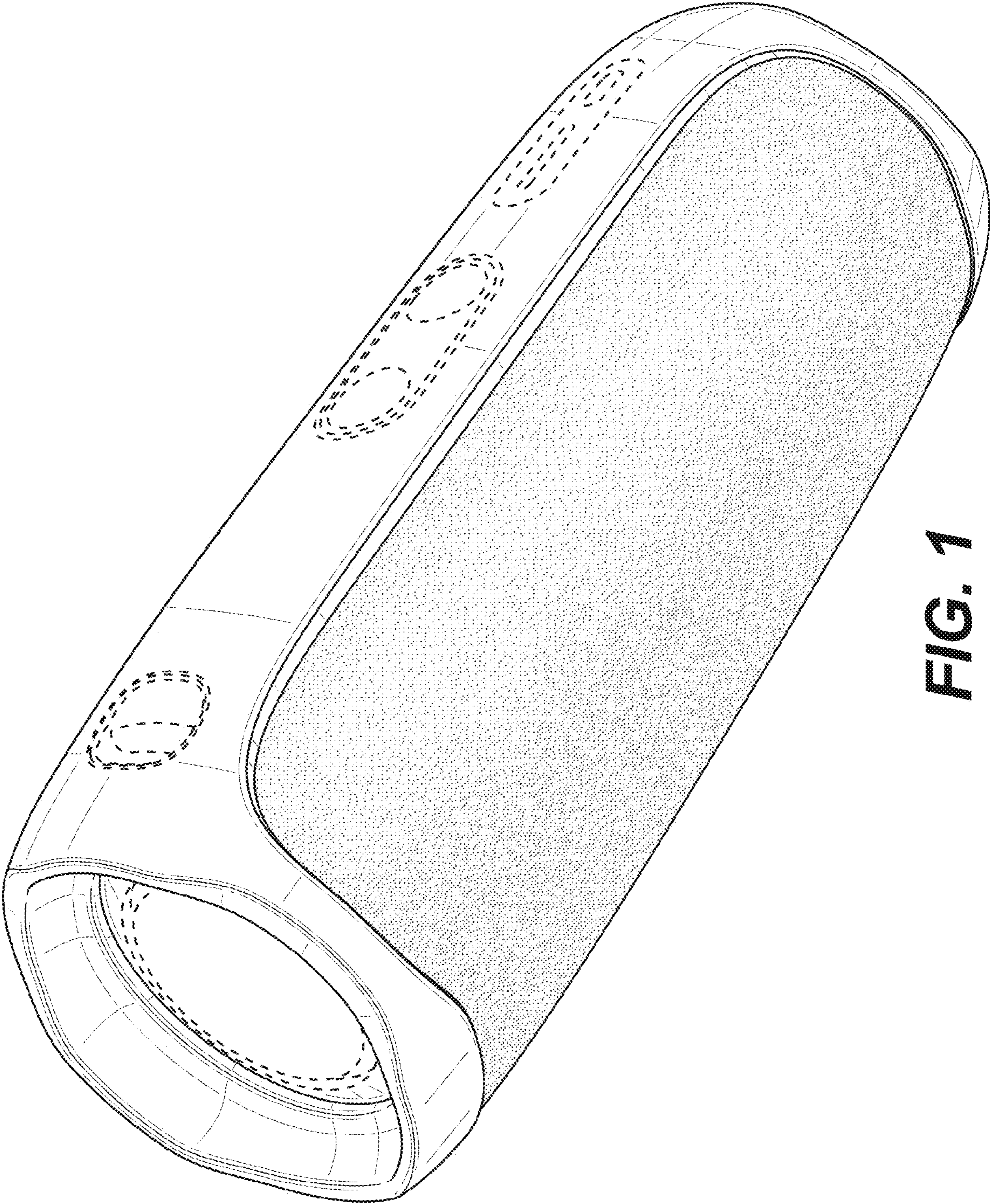
FOREIGN PATENT DOCUMENTS

CN 304646800 5/2018  
CN 304747076 7/2018


OTHER PUBLICATIONS

Design U.S. Appl. No. 29/554,318, filed Feb. 10, 2016.  
JBL Flip 2 Specification Sheet, Harman International Industries, Incorporated, 2013.  
JBL Flip 4 Specification Sheet, Harman International Industries, Incorporated, 2017.  
Design U.S. Appl. No. 29/650,485, filed Jun. 7, 2018.  
Design U.S. Appl. No. 29/550,057, filed Dec. 30, 2015.  
Design U.S. Appl. No. 29/550,060, filed Dec. 30, 2015.  
Design U.S. Appl. No. 29/613,848, filed Aug. 14, 2017.  
Design U.S. Appl. No. 29/623,159, filed Oct. 23, 2017.  
Design U.S. Appl. No. 29/674,328, filed Dec. 20, 2018.  
Design U.S. Appl. No. 29/628,769, filed Dec. 7, 2017.

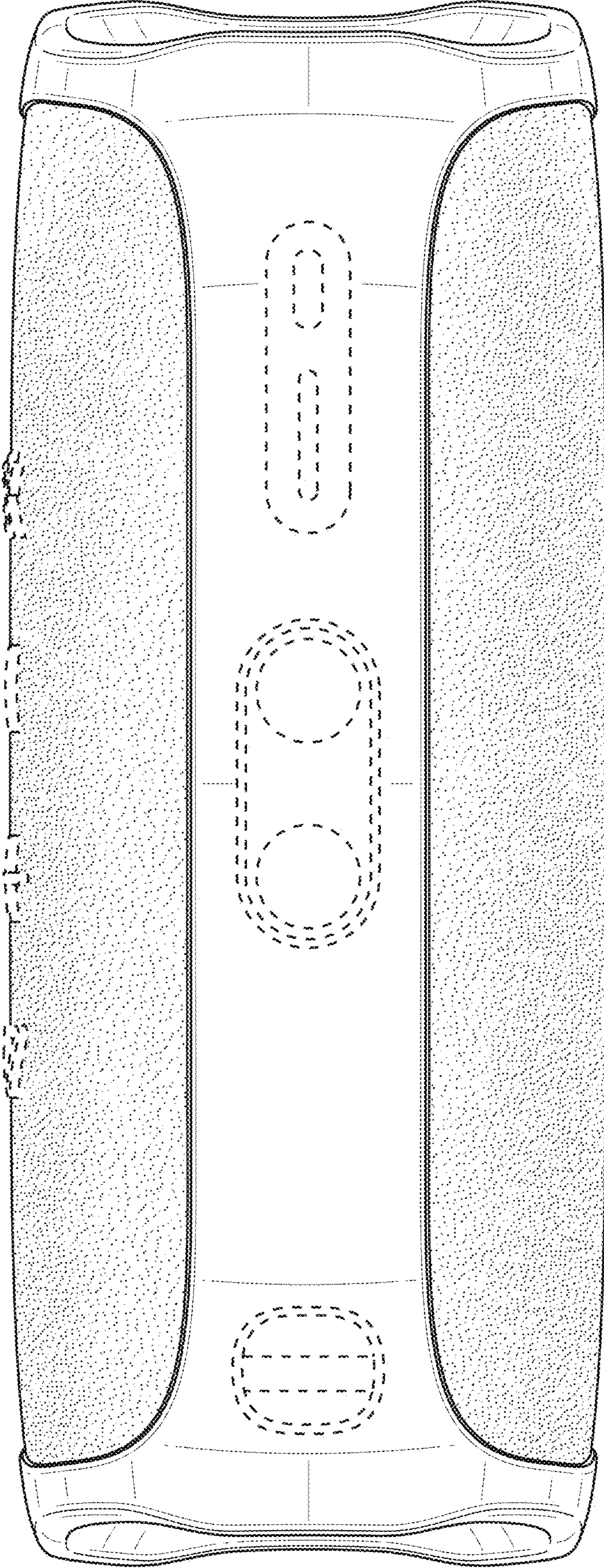
\* cited by examiner



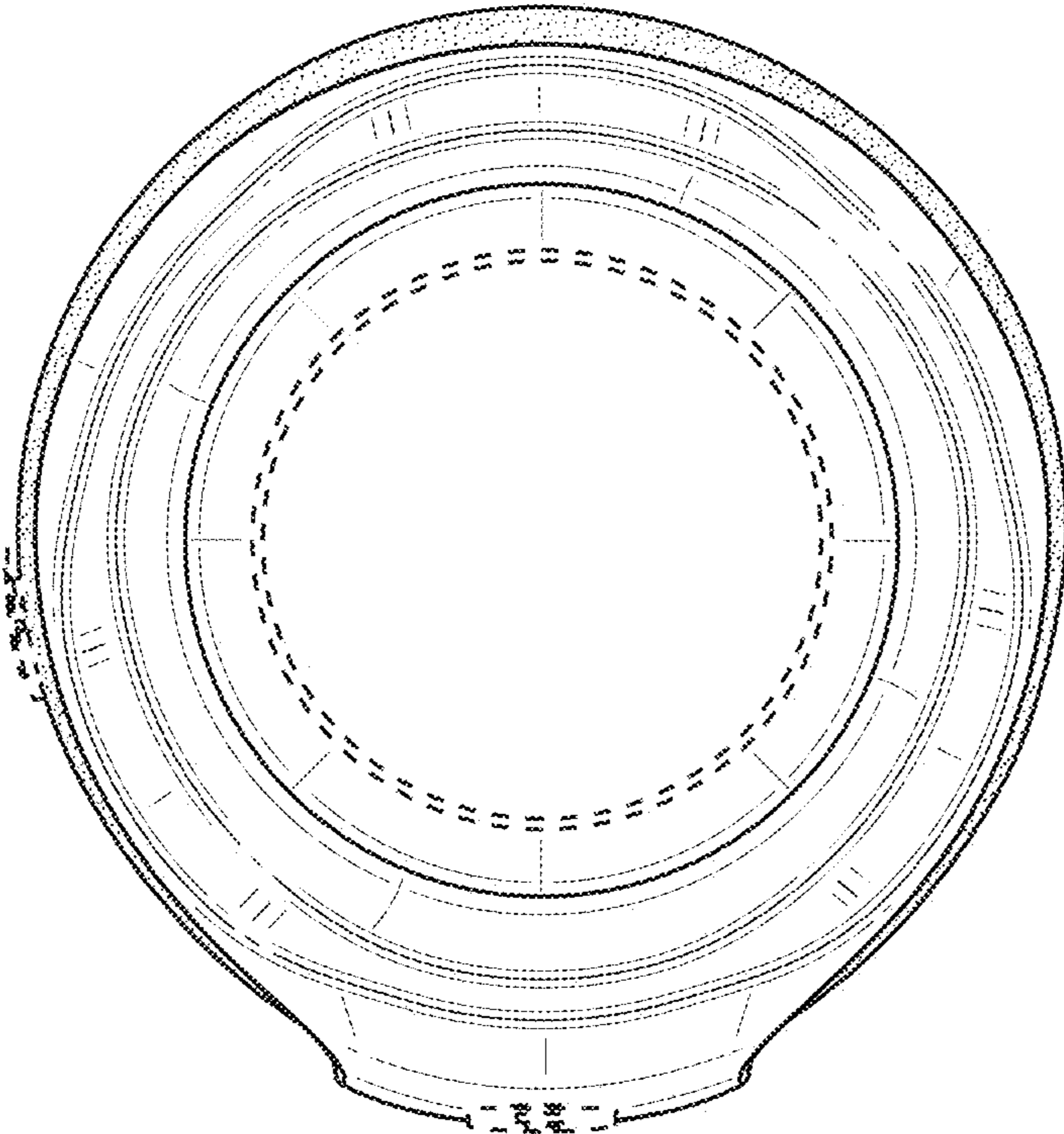
**FIG. 1**



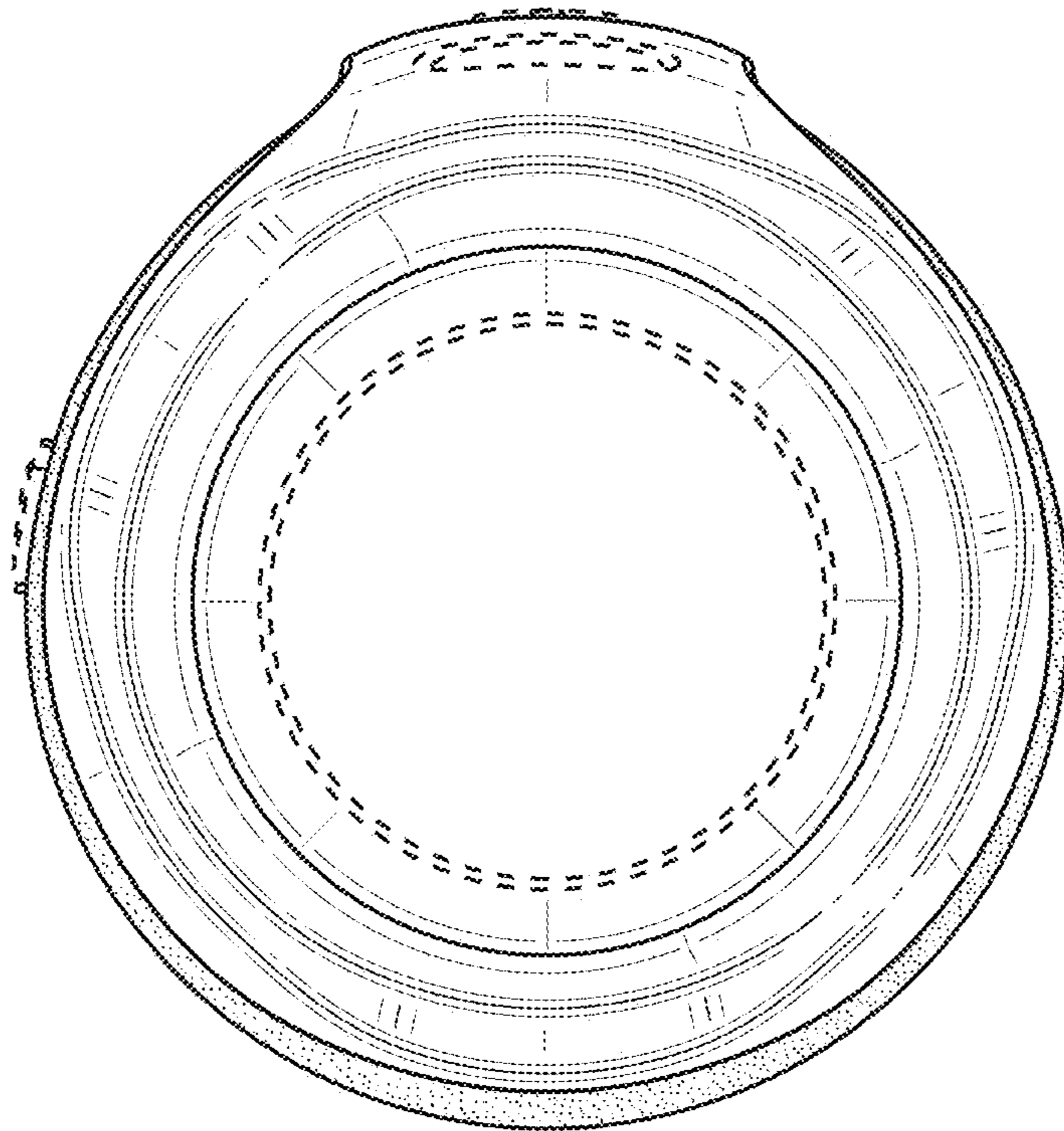
**FIG. 2**



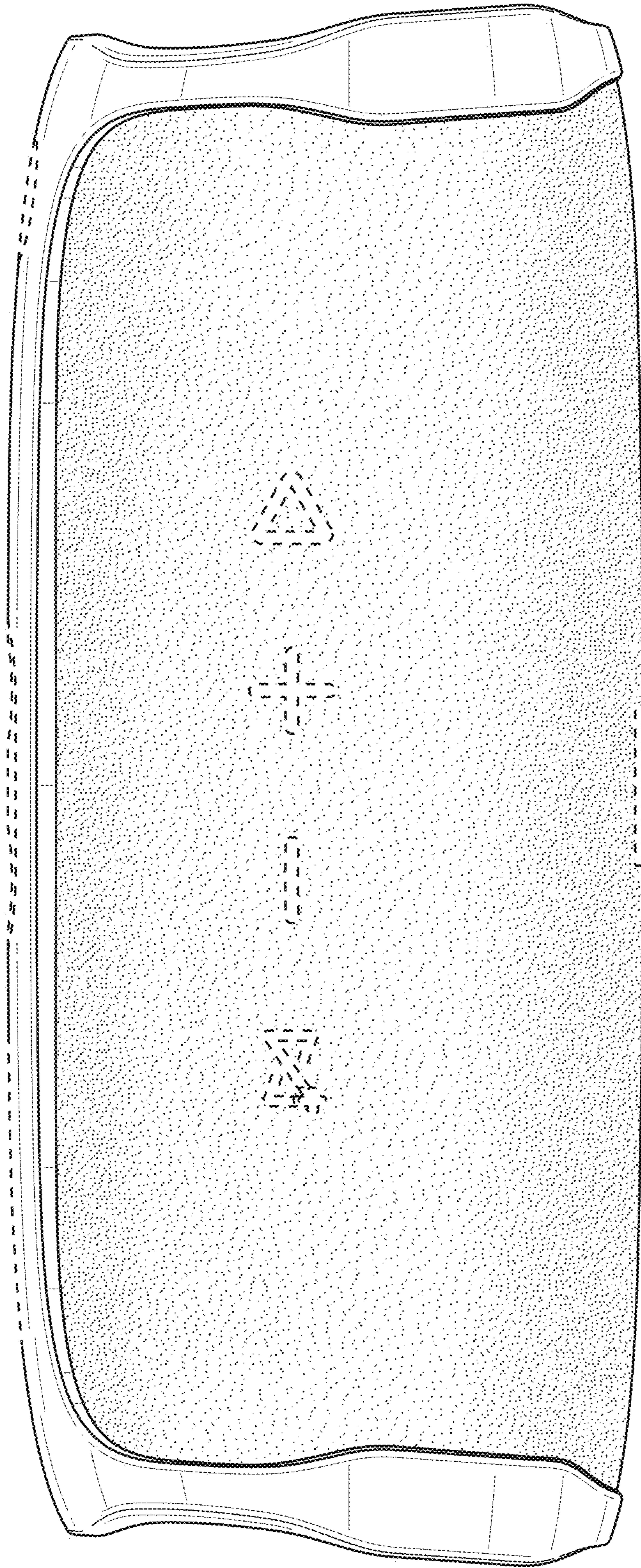
**FIG. 3**



**FIG. 4**




**FIG. 5**




**FIG. 6**





**FIG. 7**



**FIG. 8**