



US00D932993S

(12) **United States Design Patent**
Scheifele

(10) **Patent No.:** **US D932,993 S**
(45) **Date of Patent:** **** Oct. 12, 2021**

- (54) **TIRE**
- (71) Applicant: **Bridgestone Americas Tire Operations, LLC, Nashville, TN (US)**
- (72) Inventor: **Kevin E. Scheifele, Atwater, OH (US)**
- (73) Assignee: **Bridgestone Americas Tire Operations, LLC, Nashville, TN (US)**
- (**) Term: **15 Years**
- (21) Appl. No.: **29/745,867**
- (22) Filed: **Aug. 10, 2020**
- (51) **LOC (13) Cl.** **12-15**
- (52) **U.S. Cl.**
USPC **D12/605**
- (58) **Field of Classification Search**
USPC D12/604, 605
CPC B60C 13/00; B60C 1/00
See application file for complete search history.

- D712,820 S 9/2014 Hutz
- D736,699 S * 8/2015 Dixon D12/605
- D753,583 S 4/2016 Hao
- D757,644 S * 5/2016 Wieland D12/605
- D763,781 S 8/2016 Ashton
- D768,065 S 10/2016 Takahashi
- D768,564 S 10/2016 Kuwano
- D771,559 S * 11/2016 Shondel D12/605
- D773,980 S 12/2016 Takahashi
- D776,046 S * 1/2017 Dixon D12/605
- D776,609 S * 1/2017 Shondel D12/605
- D779,425 S 2/2017 Scheifele
- D788,026 S 5/2017 Lundgren
- D788,695 S 6/2017 Lundgren
- D795,179 S * 8/2017 Itoi D12/605
- D799,415 S 10/2017 Sato

(Continued)

Primary Examiner — Michelle E. Wilson
Assistant Examiner — Clese Moore, Jr.
(74) *Attorney, Agent, or Firm* — Shaun J. Fox

(57) **CLAIM**

The ornamental design for a tire, as shown and described.

DESCRIPTION


FIG. 1 is a side perspective view of a tire showing our new design, it being understood that the tread pattern is repeated throughout the circumference of the tire;
FIG. 2 is a front elevational view thereof; it being understood that the tread pattern is repeated throughout the circumference of the tire;
FIG. 3 is a side elevational view of the left side thereof;
FIG. 4 is a side elevational view of the right side thereof; and,
FIG. 5 is an enlarged fragmentary front elevational view thereof taken from FIG. 2.
In the drawings, the broken lines depict environmental subject matter only and form no part of the claimed design.

1 Claim, 5 Drawing Sheets

(56) **References Cited**

U.S. PATENT DOCUMENTS

- D432,060 S 1/2000 Baker
- D500,473 S * 1/2005 Boggs D12/605
- D568,806 S * 5/2008 Dixon D12/605
- D575,222 S * 8/2008 Fujita D12/605
- D577,331 S * 9/2008 Ochi D12/605
- D578,956 S 10/2008 Dixon
- D578,957 S 10/2008 Bonko
- D595,643 S * 7/2009 Ochi D12/605
- D609,176 S * 2/2010 Fujita D12/605
- D610,533 S * 2/2010 Ochi D12/605
- D611,894 S * 3/2010 Scheifele D12/605
- D627,716 S * 11/2010 Harvey D12/605
- D631,823 S * 2/2011 Takano D12/605
- D641,689 S 7/2011 Lamb
- 8,056,592 B2 11/2011 Missik-Gaffney
- D663,259 S 7/2012 Umstot



(56)

References Cited

U.S. PATENT DOCUMENTS

D806,009 S	*	12/2017	Ishikawa	D12/605
D806,641 S		1/2018	Fujioka	
D820,777 S		6/2018	Robbins	
D826,144 S	*	8/2018	Ishigaki	D12/605
D830,291 S		10/2018	Scheifele	
D847,088 S	*	4/2019	Scheifele	D12/605
D848,942 S	*	5/2019	Scheifele	D12/605
D851,027 S	*	6/2019	Yoshida	D12/605
D852,129 S	*	6/2019	Tio	D12/605
D861,588 S	*	10/2019	Nagamoto	D12/605
D870,032 S	*	12/2019	Hoshino	D12/605
D877,698 S	*	3/2020	Lundgren	D12/605
D891,358 S	*	7/2020	Kuwahara	D12/605

* cited by examiner

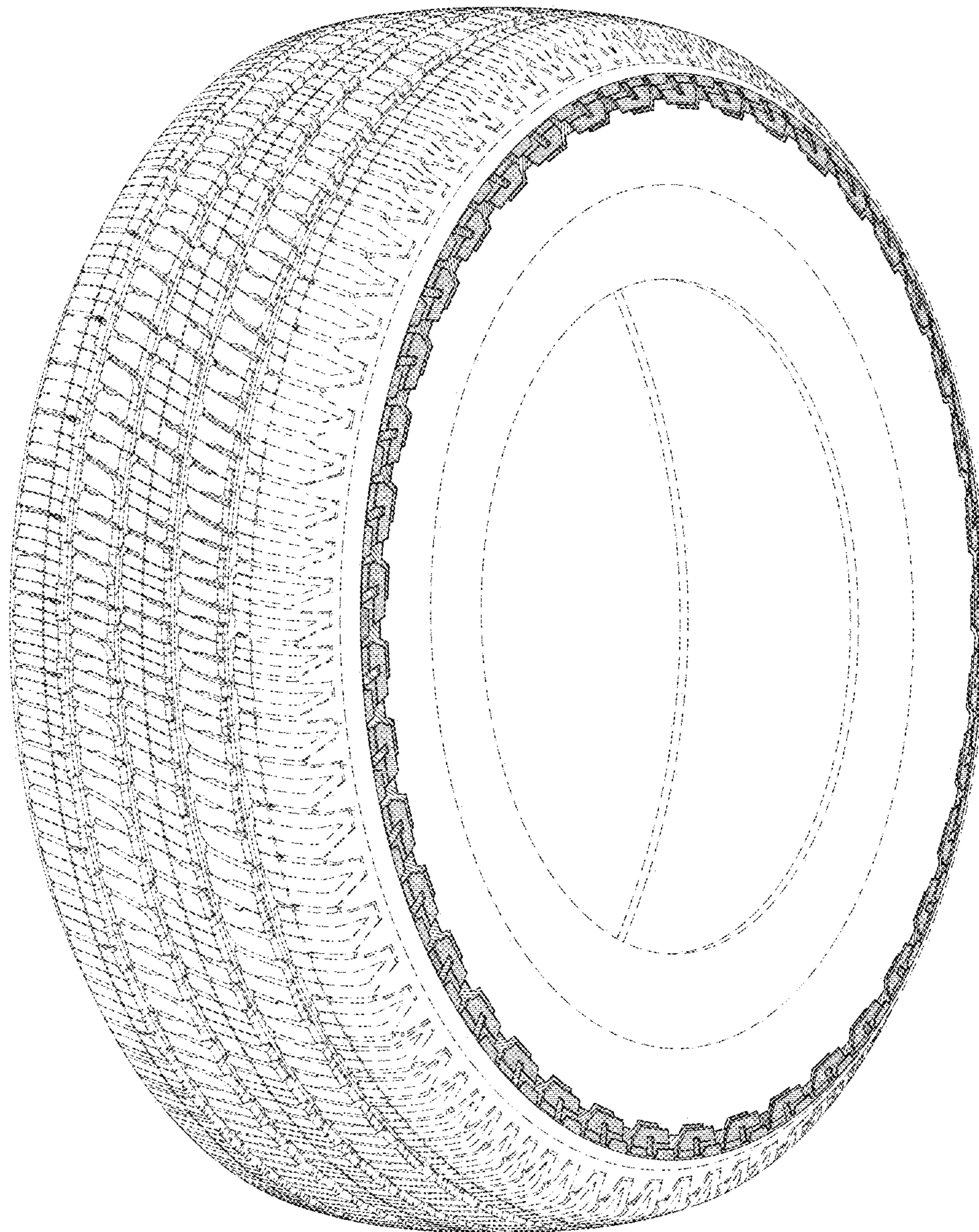


FIG. 1

FIG. 5

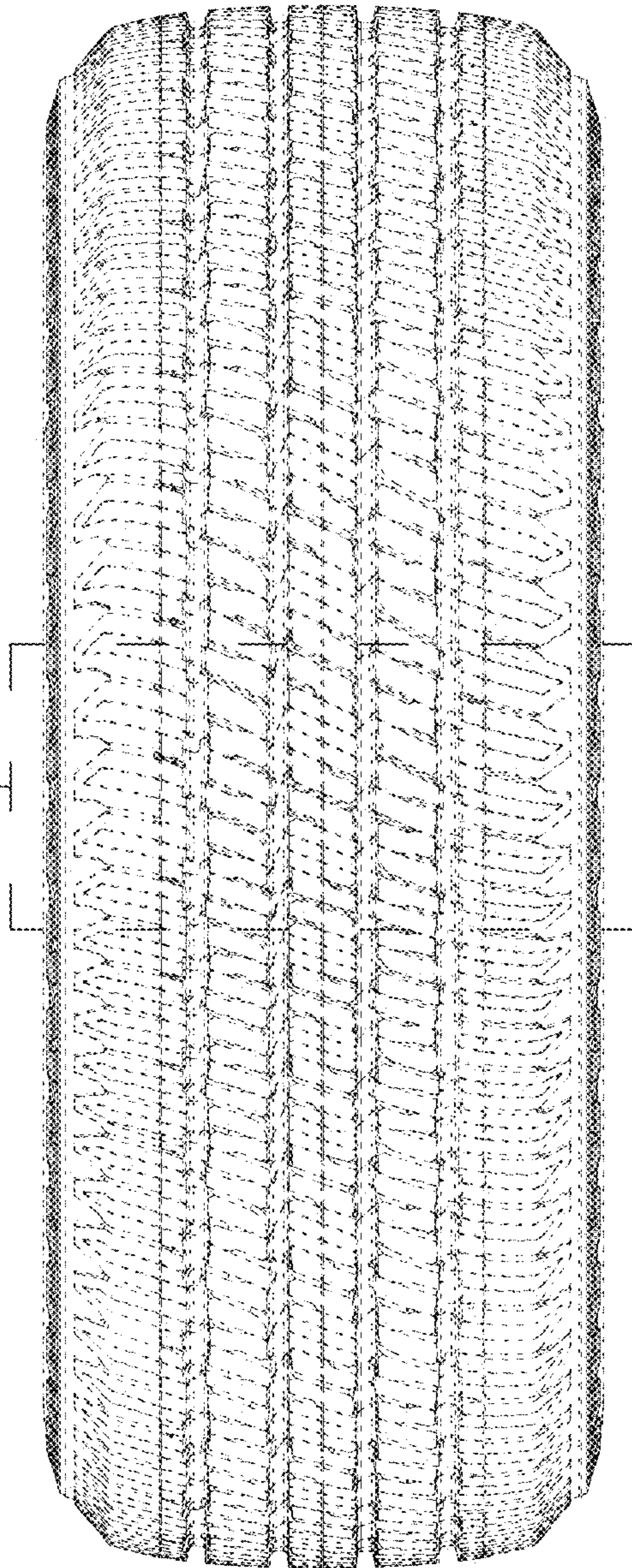


FIG. 2

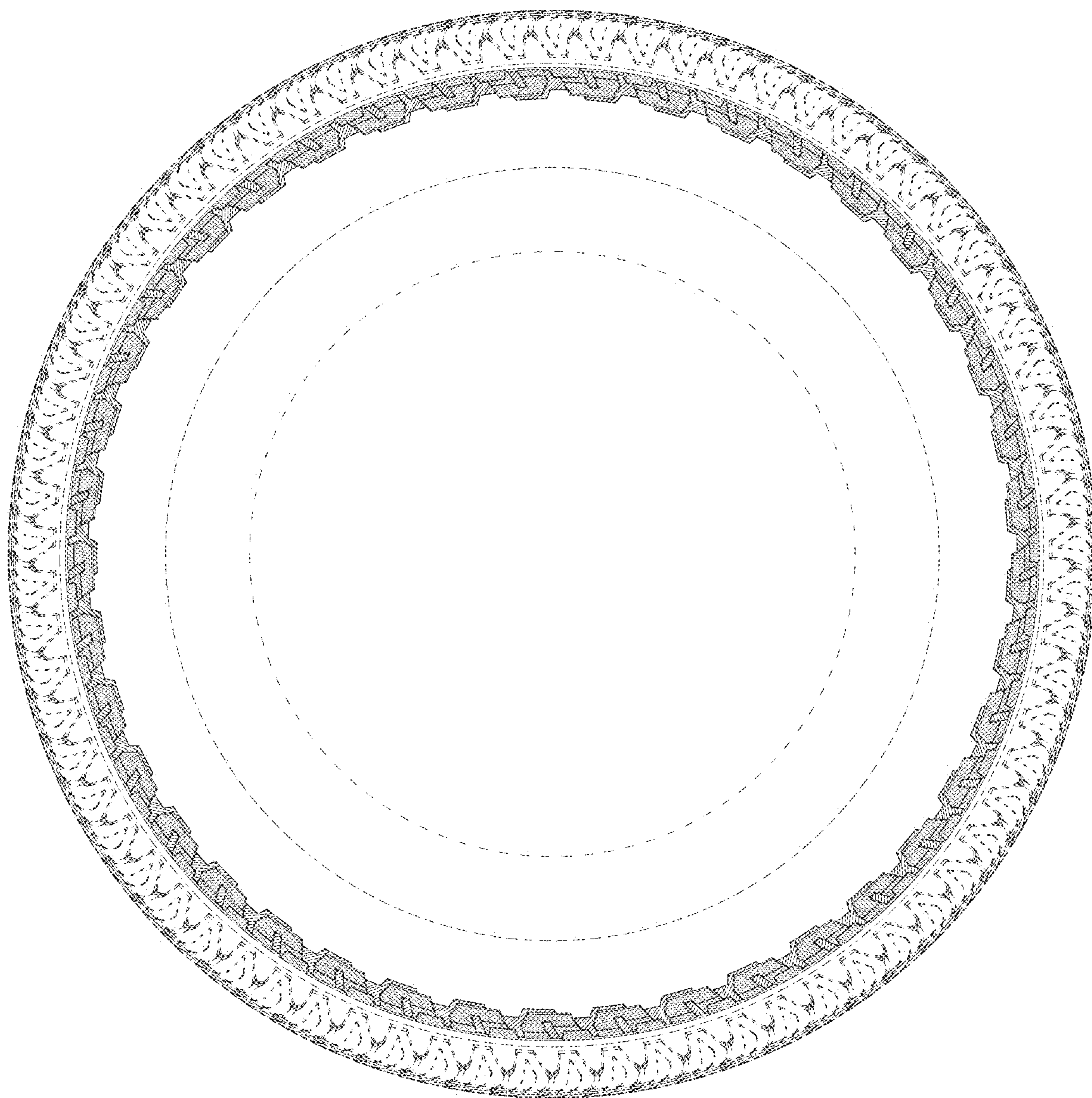


FIG. 3

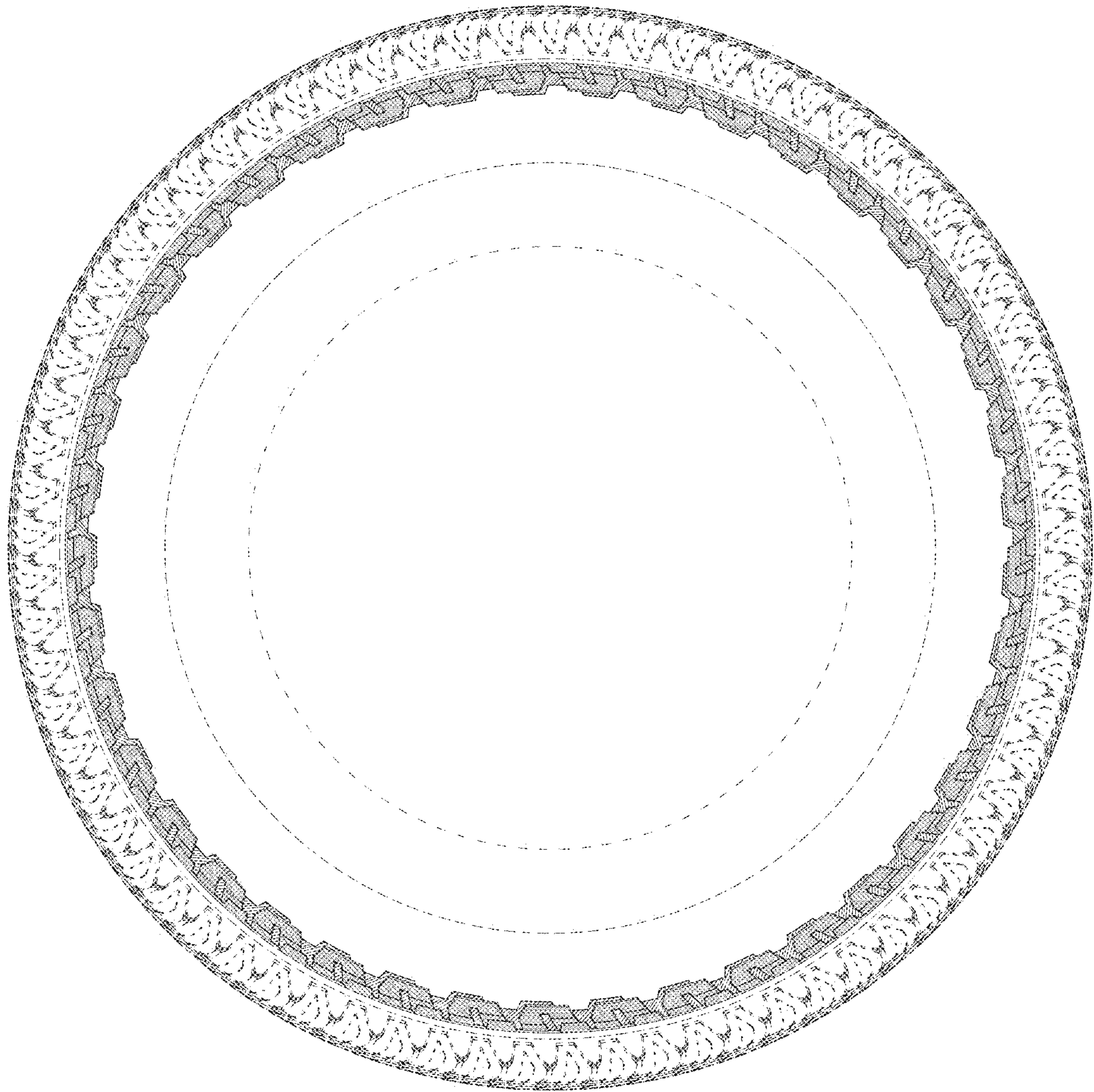


FIG. 4

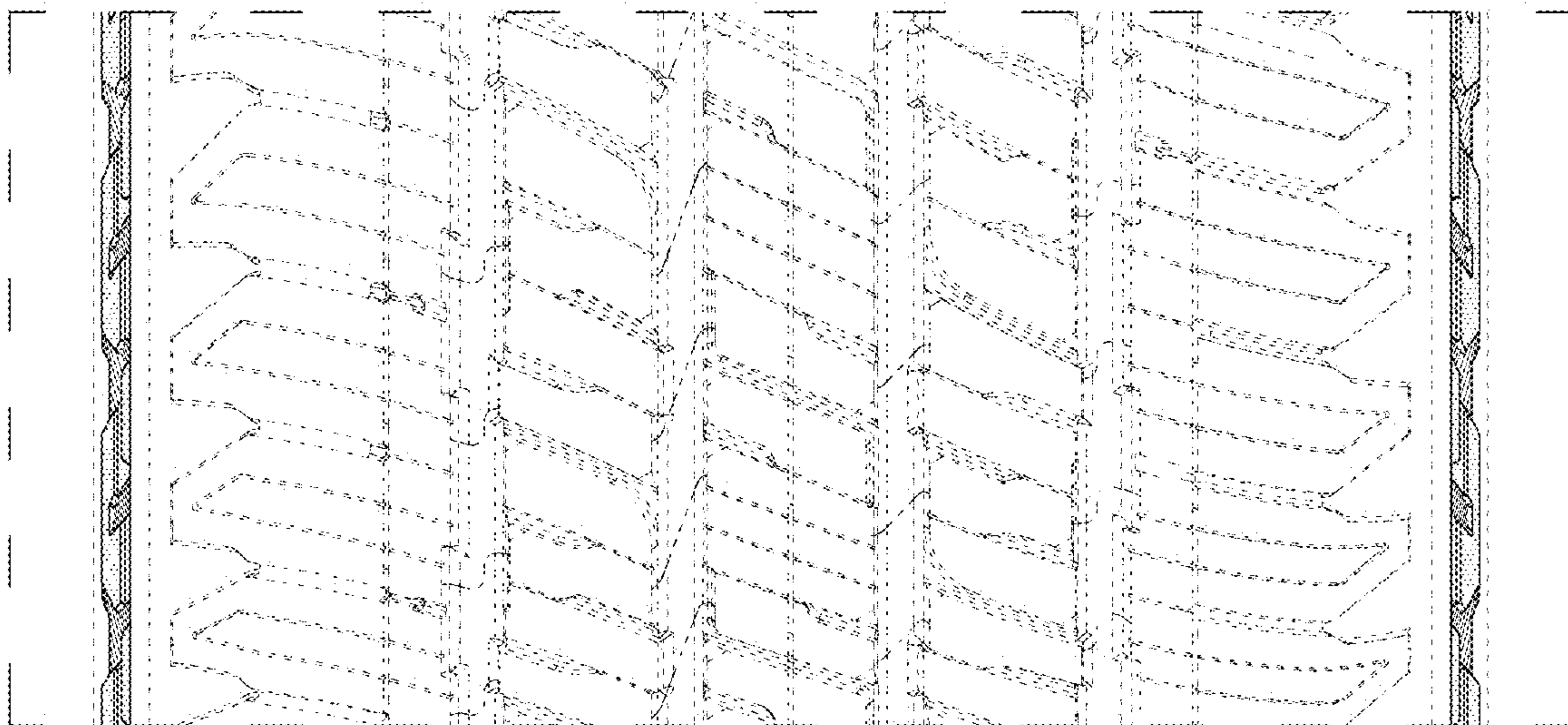


FIG. 5