



US00D932991S

(12) **United States Design Patent**
Debordeaux

(10) **Patent No.:** **US D932,991 S**

(45) **Date of Patent:** **** Oct. 12, 2021**

- (54) **TIRE**
- (71) Applicant: **COMPAGNIE GENERALE DES ETABLISSEMENTS MICHELIN**, Clermont-Ferrand (FR)
- (72) Inventor: **Héloïse Debordeaux**, Clermont-Ferrand (FR)
- (73) Assignee: **COMPAGNIE GENERALE DES ETABLISSEMENTS MICHELIN**, Clermont-Ferrand (FR)
- (**) Term: **15 Years**
- (21) Appl. No.: **29/697,604**
- (22) Filed: **Jul. 10, 2019**
- (30) **Foreign Application Priority Data**

D99,981 S	6/1936	Anderson	
D104,558 S	5/1937	Carter	
D154,950 S	8/1949	Ortner	
D200,689 S	* 3/1965	Calvin D12/605
D222,215 S	10/1971	Munoz	
D265,813 S	8/1982	Sladky	
D327,810 S	7/1992	Unger	
D349,210 S	8/1994	Capella	
D362,223 S	9/1995	Attinello et al.	
D367,456 S	2/1996	Scarpitti et al.	
D367,836 S	3/1996	Scarpitti et al.	
D369,769 S	5/1996	Attinello et al.	
D378,811 S	4/1997	Attinello	
D388,041 S	12/1997	Cross	
D451,056 S	11/2001	Webb	
D461,643 S	8/2002	Missoni	
D472,391 S	4/2003	Femenia	
D477,274 S	7/2003	Leynaert et al.	
D479,190 S	9/2003	Maxwell	
D481,988 S	11/2003	Wachendorf	
D483,010 S	12/2003	Maxwell	
D500,473 S	1/2005	Boggs	

(Continued)

- Jan. 10, 2019 (EM) 005977006
- (51) **LOC (13) Cl.** **12-15**
- (52) **U.S. Cl.**
USPC **D12/605**
- (58) **Field of Classification Search**
USPC D12/604, 605
CPC B60C 13/00; B60C 1/00
See application file for complete search history.

Primary Examiner — Michelle E. Wilson
 Assistant Examiner — Clese Moore, Jr.
 (74) *Attorney, Agent, or Firm* — Dickinson Wright PLLC

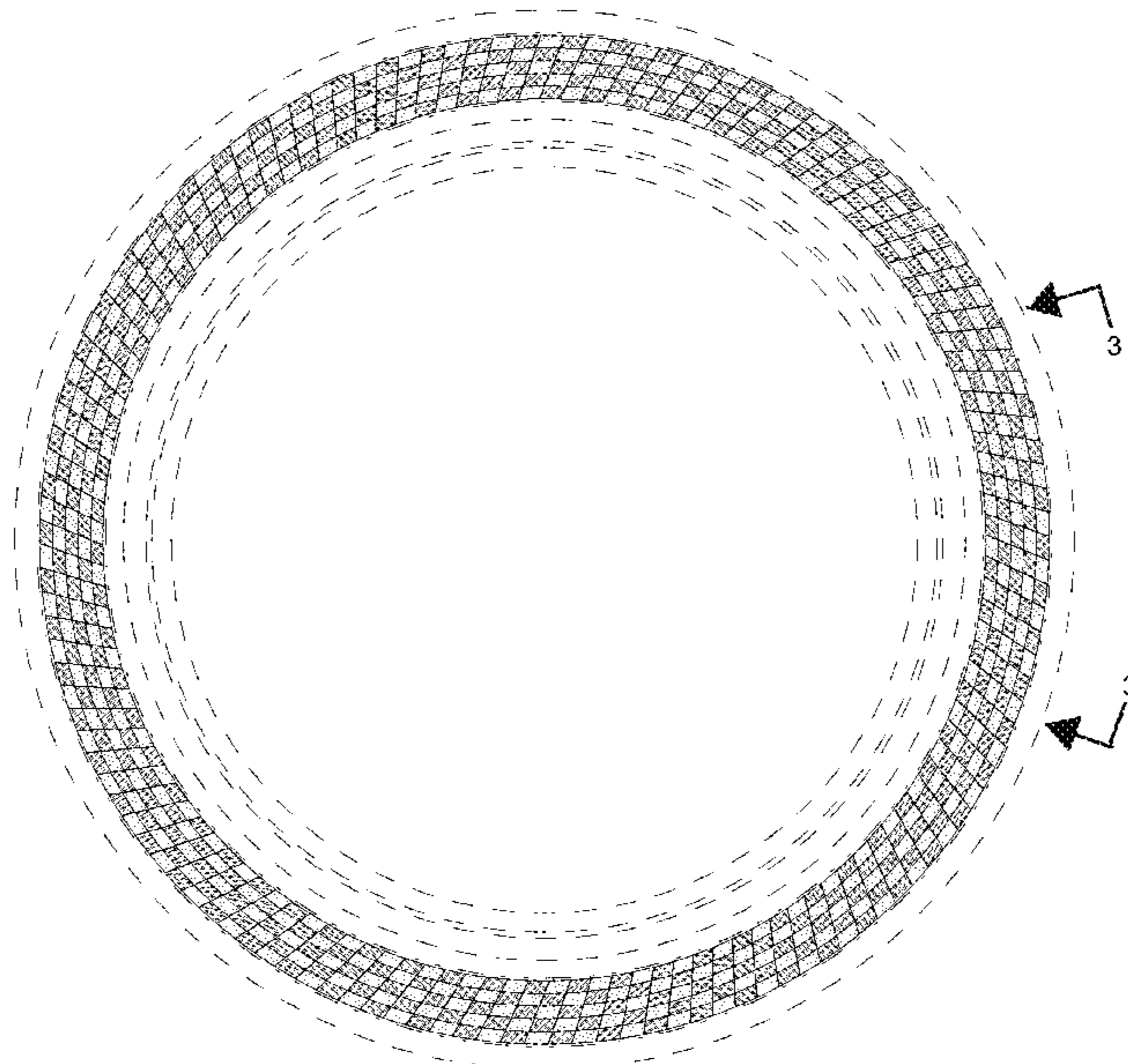
- (56) **References Cited**
U.S. PATENT DOCUMENTS
- | | | |
|-----------|---------|-------------------|
| D44,854 S | 11/1913 | Morris |
| D44,855 S | 11/1913 | Morris |
| D46,439 S | 9/1914 | Marshall |
| D47,892 S | 9/1915 | Hauvette-Michelin |
| D47,963 S | 10/1915 | Mooney et al. |
| D48,690 S | 3/1916 | McGraw |
| D58,018 S | 5/1921 | Campbell |
| D63,022 S | 9/1923 | Black |

(57) **CLAIM**
 The ornamental design for a tire, as shown and described.

DESCRIPTION

FIG. 1 is a side elevation view of the tire of my design; FIG. 2 is a side elevation view of the tire of my design, taken from the opposite side of that shown in FIG. 1; and, FIG. 3 is an enlarged, partial view of the tire taken along the line 3-3 of FIG. 1. The dash-dot-dot-dash lines define the peripheral boundaries of the claim. The broken line disclosure in the drawings depicts environmental subject matter forming no part of the claimed design.

1 Claim, 3 Drawing Sheets



(56)

References Cited

U.S. PATENT DOCUMENTS

D532,613 S	11/2006	Wu		D674,745 S	1/2013	Miyazaki	
D542,218 S	5/2007	Maxwell		D676,805 S	2/2013	Iwabuchi	
D553,075 S	10/2007	Miyazaki		D677,217 S	3/2013	Iwabuchi	
D568,235 S *	5/2008	Dixon	D12/605	D700,886 S	3/2014	Matsumoto	
D568,806 S	5/2008	Dixon et al.		D701,826 S *	4/2014	Morito	D12/605
D577,661 S *	9/2008	Umstot	D12/605	D738,818 S *	9/2015	Sato	D12/605
D588,530 S *	3/2009	Shondel	D12/605	D748,045 S	1/2016	Kitamura	
D588,533 S *	3/2009	Shondel	D12/605	D749,498 S	2/2016	Ropars	
D592,591 S *	5/2009	Kuwano	D12/605	D750,554 S	3/2016	Iwabuchi	
D595,643 S *	7/2009	Ochi	D12/605	D750,555 S	3/2016	Iwabuchi	
D596,116 S *	7/2009	Fujita	D12/605	D753,052 S	4/2016	Kato	
D597,024 S *	7/2009	Ochi	D12/605	D769,807 S	10/2016	Ishikawa	
D606,013 S	12/2009	Reese et al.		D773,987 S *	12/2016	Ishikawa	D12/605
D611,403 S *	3/2010	Kuwano	D12/605	D777,094 S *	1/2017	Takahashi	D12/605
D627,714 S *	11/2010	Miyazaki	D12/605	D778,813 S	2/2017	Ropars	
D627,716 S *	11/2010	Harvey	D12/605	D789,879 S *	6/2017	Itoi	D12/605
D631,262 S	1/2011	Evans		D792,338 S *	7/2017	Itoi	D12/605
D669,841 S	10/2012	Kiwaki		D792,340 S *	7/2017	Iwabuchi	D12/605
D669,845 S	10/2012	Iwabuchi		D795,179 S *	8/2017	Itoi	D12/605
D673,900 S *	1/2013	Kuwano	D12/605	D806,643 S *	1/2018	Yasunaga	D12/605
D674,744 S *	1/2013	Miyazaki	D12/605	D809,453 S *	2/2018	Sato	D12/605
				D810,674 S *	2/2018	Itoi	D12/605
				D826,144 S *	8/2018	Ishigaki	D12/605

* cited by examiner

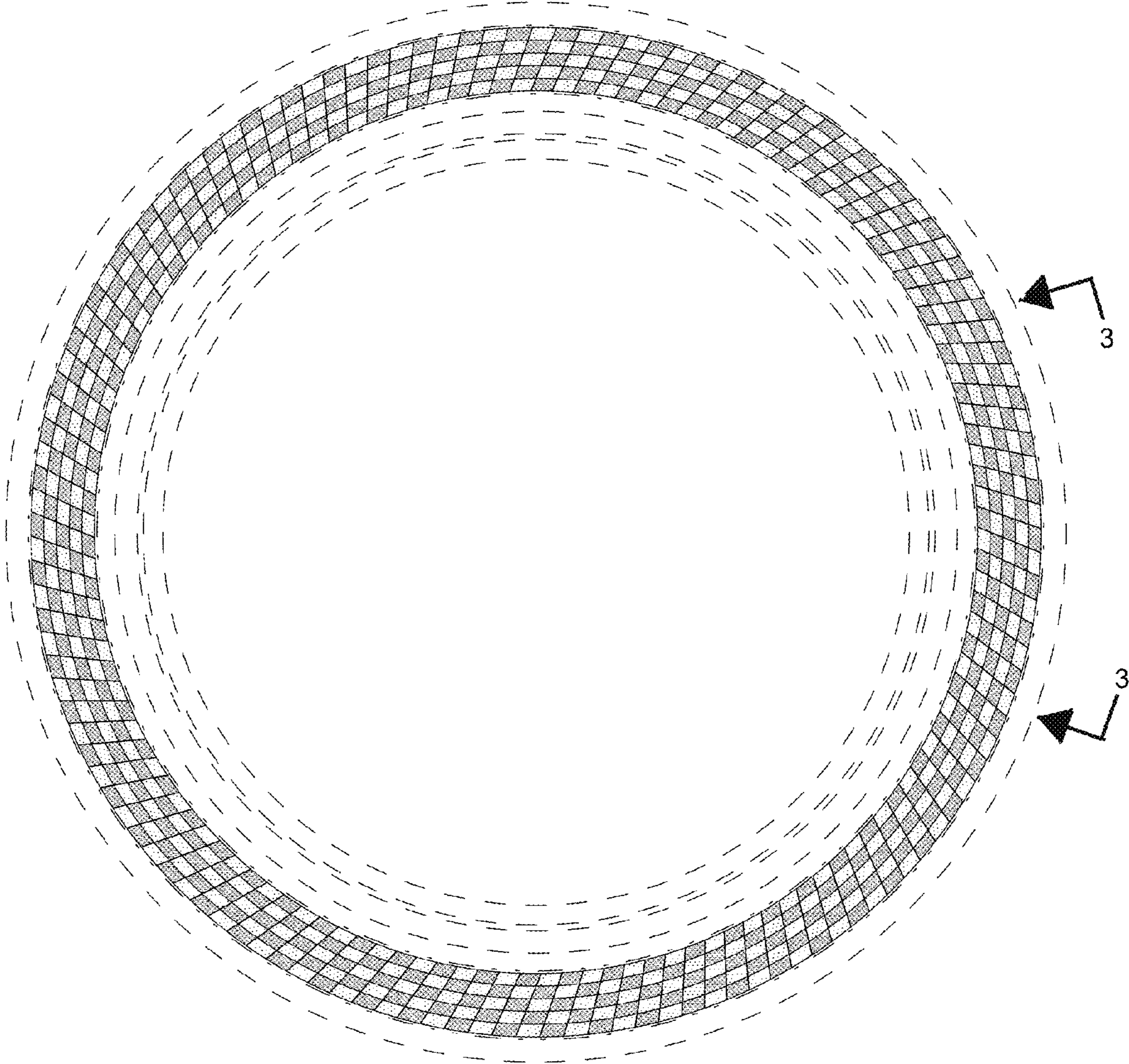


FIG. 1




FIG. 2

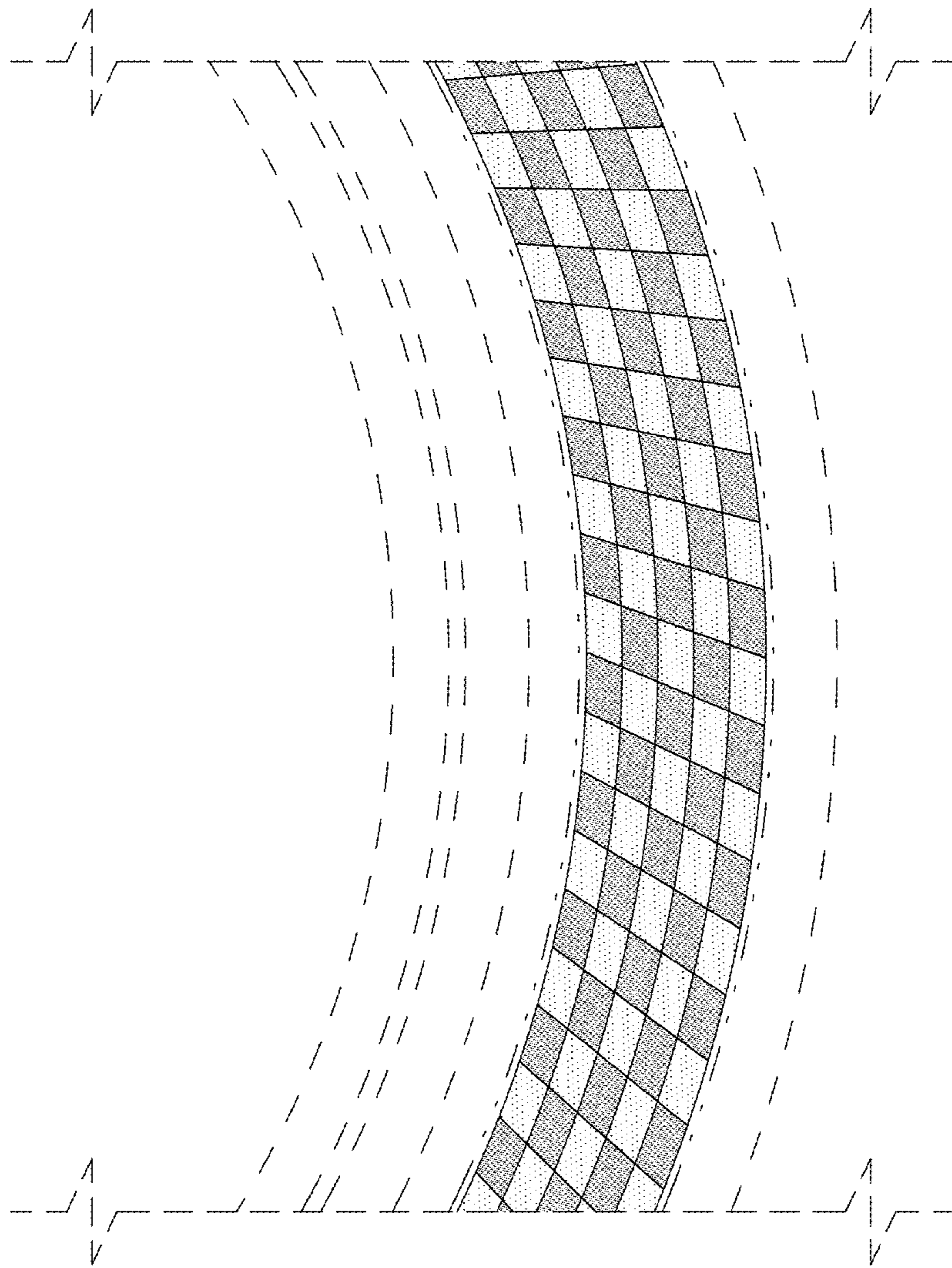


FIG. 3