



US00D932986S

(12) **United States Design Patent**  
**Jackson et al.**

(10) **Patent No.:** **US D932,986 S**  
(45) **Date of Patent:** **\*\* Oct. 12, 2021**

(54) **TIRE FOR MOTORCYCLE**

D292,086 S \* 9/1987 Suzuki ..... D12/536  
D292,197 S \* 10/1987 Funahara ..... D12/535  
D842,225 S \* 3/2019 Seguy ..... D12/535

(71) Applicant: **SUMITOMO RUBBER INDUSTRIES, LTD.**, Kobe (JP)

\* cited by examiner

(72) Inventors: **Michael Jackson**, East Amherst, NY (US); **Shawn Thomas Bell**, Lancaster, NY (US); **Ryan Kuhlmann**, Buffalo, NY (US); **Neill Rampton**, East Aurora, NY (US)

*Primary Examiner* — George D. Kirschbaum  
(74) *Attorney, Agent, or Firm* — Birch, Stewart, Kolasch & Birch, LLP

(73) Assignee: **SUMITOMO RUBBER INDUSTRIES, LTD.**, Kobe (JP)

(57) **CLAIM**

(\*\*) Term: **15 Years**

The ornamental design for a tire for motorcycle, as shown and described.

(21) Appl. No.: **29/701,428**

(22) Filed: **Aug. 12, 2019**

**DESCRIPTION**

(51) **LOC (13) Cl.** ..... **12-15**

(52) **U.S. Cl.**  
USPC ..... **D12/536**

(58) **Field of Classification Search**  
USPC ..... D12/534–536, 539, 542, 571, 578  
See application file for complete search history.

FIG. 1 is a front perspective view of a tire for motorcycle showing our new design;  
FIG. 2 is a front view thereof;  
FIG. 3 is a left side view thereof;  
FIG. 4 is a rear view thereof;  
FIG. 5 is a right side view thereof;  
FIG. 6 is a bottom view thereof;  
FIG. 7 is a top view thereof;  
FIG. 8 is a partial enlarged view of FIG. 2; and,  
FIG. 9 is a partial enlarged view of FIG. 3.

(56) **References Cited**

**U.S. PATENT DOCUMENTS**

D217,524 S \* 5/1970 Parry ..... D12/571  
D288,191 S \* 2/1987 Nakagawa ..... D12/536

**1 Claim, 9 Drawing Sheets**





FIG. 1




FIG. 2



FIG. 3




FIG. 4



FIG. 5

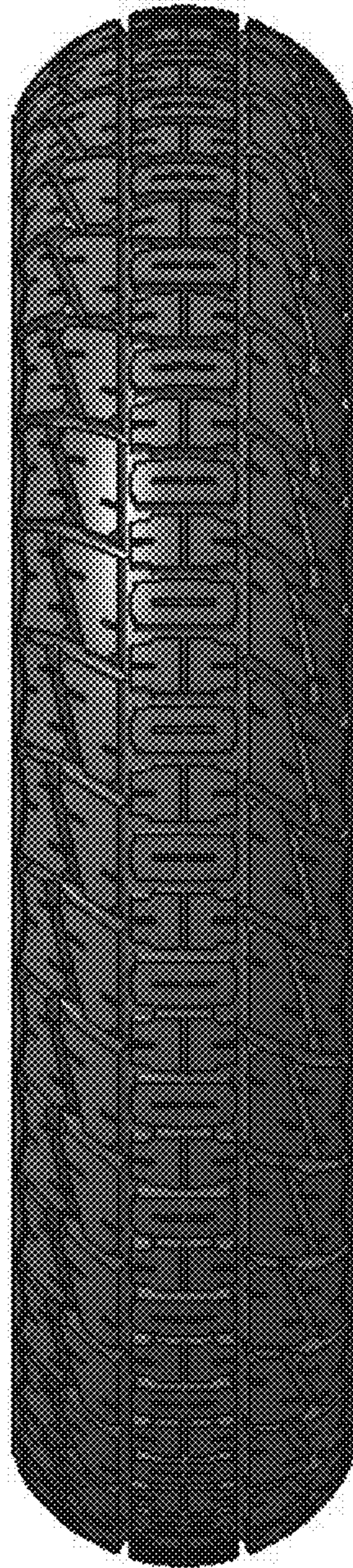


FIG. 6

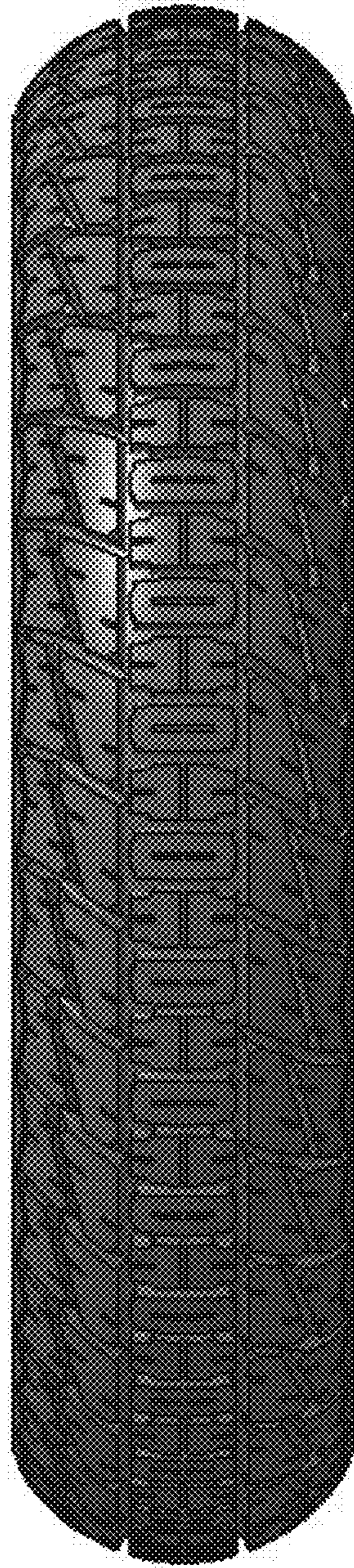


FIG. 7





FIG. 8



FIG. 9