



US00D932985S

(12) **United States Design Patent** (10) **Patent No.:** **US D932,985 S**
Jackson et al. (45) **Date of Patent:** **** Oct. 12, 2021**

(54) **TIRE FOR MOTORCYCLE**

D292,086 S * 9/1987 Suzuki D12/536
 D292,197 S * 10/1987 Funahara D12/535
 D842,225 S * 3/2019 Seguy D12/535

(71) Applicant: **SUMITOMO RUBBER INDUSTRIES, LTD.**, Kobe (JP)

* cited by examiner

(72) Inventors: **Michael Jackson**, East Amherst, NY (US); **Shawn Thomas Bell**, Lancaster, NY (US); **Ryan Kuhlmann**, Buffalo, NY (US); **Neill Rampton**, East Aurora, NY (US)

Primary Examiner — George D. Kirschbaum
 (74) *Attorney, Agent, or Firm* — Birch, Stewart, Kolasch & Birch, LLP

(73) Assignee: **SUMITOMO RUBBER INDUSTRIES, LTD.**, Kobe (JP)

(57) **CLAIM**

(**) Term: **15 Years**

The ornamental design for a tire for motorcycle, as shown and described.

(21) Appl. No.: **29/701,426**

(22) Filed: **Aug. 12, 2019**

DESCRIPTION

(51) **LOC (13) Cl.** **12-15**

(52) **U.S. Cl.**
USPC **D12/536**

(58) **Field of Classification Search**
USPC D12/534–536, 539, 542, 571, 578
See application file for complete search history.

FIG. 1 is a front perspective view of a tire for motorcycle showing our new design;
 FIG. 2 is a front view thereof;
 FIG. 3 is a left side view thereof;
 FIG. 4 is a rear view thereof;
 FIG. 5 is a right side view thereof;
 FIG. 6 is a bottom view thereof;
 FIG. 7 is a top view thereof;
 FIG. 8 is a partial enlarged view of FIG. 2; and,
 FIG. 9 is a partial enlarged view of FIG. 3.

(56) **References Cited**

U.S. PATENT DOCUMENTS

D217,524 S * 5/1970 Parry D12/571
 D288,191 S * 2/1987 Nakagawa D12/536

1 Claim, 9 Drawing Sheets





FIG. 1




FIG. 2



FIG. 3




FIG. 4



FIG. 5




FIG. 6




FIG. 7



FIG. 8



FIG. 9