



US00D932983S

(12) **United States Design Patent**  
**Toyoshima**

(10) **Patent No.:** **US D932,983 S**  
(45) **Date of Patent:** **\*\* Oct. 12, 2021**

(54) **CAR ROOF RACK**  
(71) Applicant: **CAR MATE MFG. CO., LTD.**, Tokyo (JP)  
(72) Inventor: **Katsuya Toyoshima**, Tokyo (JP)  
(73) Assignee: **CAR MATE MFG. CO., LTD.**, Tokyo (JP)

3,261,520 A \* 7/1966 Andersson ..... B60R 9/045  
224/325  
3,273,768 A \* 9/1966 Duer ..... B60R 9/12  
224/315  
D208,895 S \* 10/1967 Lahti ..... D12/407  
6,378,748 B1 \* 4/2002 Cox ..... B60R 9/06  
224/401  
D470,451 S \* 2/2003 Bushart ..... D12/412  
D528,965 S \* 9/2006 Wang ..... D12/406  
D537,404 S \* 2/2007 Bauer ..... D12/412

(Continued)

(\*\*) Term: **15 Years**  
(21) Appl. No.: **29/713,674**  
(22) Filed: **Nov. 18, 2019**

**FOREIGN PATENT DOCUMENTS**

CN 107097727 A \* 8/2017  
CN 112092737 A \* 12/2020  
DE 202013103414 U1 \* 8/2013 ..... B60R 9/04

(30) **Foreign Application Priority Data**

May 16, 2019 (JP) ..... 2019-010659

(51) **LOC (13) Cl.** ..... **12-16**  
(52) **U.S. Cl.**  
USPC ..... **D12/412**

(58) **Field of Classification Search**  
USPC ... D12/400, 406, 407, 408, 412, 414, 414.1;  
D32/35, 58; D3/304, 305, 306; D6/552  
CPC .... B60R 9/00; B60R 9/02; B60R 9/04; B60R  
9/042; B60R 9/0423; B60R 9/0426; B60R  
9/045; B60R 9/048; B60R 9/0485; B60R  
9/05; B60R 9/052; B60R 9/055; B60R  
9/058; B60R 9/06; B60R 9/065; B60R  
9/08; B60R 9/10; B60R 9/12; B60R  
2011/0042; B60R 11/06  
See application file for complete search history.

**OTHER PUBLICATIONS**

Rhino-Rack Universal Pioneer Platform, Published date unavailable [online], [retrieved on Jun. 17, 2021]. Retrieved from the Internet: <https://www.rackoutfitters.com/rhino-rack-universal-pioneer-platform-58-x-46/> (Year: 2021).\*

*Primary Examiner* — Christian P. McLean  
*Assistant Examiner* — Adam C Mager  
(74) *Attorney, Agent, or Firm* — Oliff PLC

(57) **CLAIM**

The ornamental design for a car roof rack, as shown and described.


**DESCRIPTION**

FIG. 1 is a top plan view of the car roof rack;  
FIG. 2 is a front elevational view thereof;  
FIG. 3 is a left-side elevational view thereof, the right-side elevational view (not provided) being identical thereto;  
FIG. 4 is a rear elevational view thereof; and,  
FIG. 5 is a front, right-side, top perspective view thereof.

**1 Claim, 3 Drawing Sheets**

(56) **References Cited**  
U.S. PATENT DOCUMENTS

1,600,335 A \* 9/1926 Indahl ..... B60R 9/06  
224/507  
1,610,081 A \* 12/1926 Feldman ..... B60R 9/04  
224/326  
3,061,256 A \* 10/1962 Feinstein ..... B60R 9/045  
248/163.1



(56)

**References Cited**

U.S. PATENT DOCUMENTS

D845,873	S *	4/2019	Stoneburner	.....	D12/407
D856,262	S *	8/2019	Marankie	.....	D12/412
D865,645	S *	11/2019	Wissiak	.....	D12/412
D879,013	S *	3/2020	Connellan	.....	D12/412
D881,791	S *	4/2020	Ni	.....	D12/406
D893,397	S *	8/2020	Ekstrom	.....	D12/406
D902,127	S *	11/2020	Ajam	.....	D12/412
2007/0045368	A1 *	3/2007	Lavelle	.....	B60R 9/00
					224/524
2017/0028931	A1 *	2/2017	Arvidsson	.....	B60R 9/055
2018/0326915	A1 *	11/2018	Dickinson	.....	B60R 9/045
2020/0223371	A1 *	7/2020	Menegazzo	.....	B60R 9/048

\* cited by examiner



FIG. 1




FIG. 2




FIG. 4



FIG. 3




FIG. 5