



US00D932977S

(12) **United States Design Patent**
Juergens et al.

(10) **Patent No.:** **US D932,977 S**

(45) **Date of Patent:** **** Oct. 12, 2021**

(54) **VEHICLE WHEEL, TOY VEHICLE WHEEL,
AND/OR REPLICAS THEREOF**

(71) Applicant: **Bayerische Motoren Werke
Aktiengesellschaft, Munich (DE)**

(72) Inventors: **Dirk Juergens, Munich (DE); Rainer
Mueller, Munich (DE)**

(73) Assignee: **Bayerische Motoren Werke
Aktiengesellschaft, Munich (DE)**

(**) Term: **15 Years**

(21) Appl. No.: **29/750,715**

(22) Filed: **Sep. 16, 2020**

(30) **Foreign Application Priority Data**

Mar. 17, 2020 (DE) 402020100272.0

(51) **LOC (13) Cl.** **12-16**

(52) **U.S. Cl.**
USPC **D12/209; D21/563**

(58) **Field of Classification Search**
USPC D12/204-213; D21/563
CPC B60B 7/00; B60B 7/02; B60B 7/04; B60B
7/01; B60B 7/06; B60B 3/02; B60B 3/04;
B60B 3/06; B60B 3/10; B60B 1/00;
B60B 1/08; B60B 1/10; B60B 1/12
See application file for complete search history.

(56) **References Cited**

U.S. PATENT DOCUMENTS

D402,952 S	12/1998	Sycha	
D432,974 S	10/2000	Jablonski	
D619,523 S *	7/2010	Gallert	D12/209
D629,346 S	12/2010	Szews	
D629,732 S *	12/2010	Tirado	D12/209
D686,131 S	7/2013	Nissl	

D696,178 S	12/2013	Amezqueta	
D792,827 S *	7/2017	Chung	D12/209
D792,830 S	7/2017	Groth	
D803,751 S *	11/2017	Chung	D12/209
D817,846 S *	5/2018	Stone	D12/209
D832,175 S *	10/2018	Chung	D12/209
D837,717 S *	1/2019	Ranum	D12/209
D838,650 S *	1/2019	Han	D12/209
D840,312 S	2/2019	Khachatryan	
D842,202 S *	3/2019	Han	D12/209
D853,931 S	7/2019	Khachatryan	
D856,251 S *	8/2019	Dewitt	D12/209
D870,010 S *	12/2019	Hahn	D12/209
D884,573 S *	5/2020	Kraljevic	D12/209
D884,574 S *	5/2020	Junghans	D12/209

(Continued)

FOREIGN PATENT DOCUMENTS

EM	001693599-0003	6/2011
EM	002156554-0009	12/2014

(Continued)

Primary Examiner — Stacia A Cadmus

(74) *Attorney, Agent, or Firm* — Crowell & Moring LLP


(57) **CLAIM**

The ornamental design for a vehicle wheel, toy vehicle wheel, and/or replicas thereof, as shown and described.

DESCRIPTION

FIG. 1 is a perspective view of a vehicle wheel, toy vehicle wheel, and/or replicas thereof according to the design; FIG. 2 is an additional perspective view thereof; FIG. 3 is an additional perspective view thereof; FIG. 4 is a front view thereof; FIG. 5 is a rear view thereof in a lighter grey scale representing portions of the wheel that form no part of the claimed design; and, FIG. 6 is a side view thereof.

1 Claim, 6 Drawing Sheets



(56)

References Cited

U.S. PATENT DOCUMENTS

D885,290 S * 5/2020 Han D12/209
D914,572 S * 3/2021 Chartier D12/209
D917,364 S * 4/2021 Lim D12/209

FOREIGN PATENT DOCUMENTS

WO WO DM/042080 1/1998
WO WO DM/044406 8/1998

* cited by examiner



Fig. 1



Fig. 2



Fig. 3



Fig. 4




Fig. 5




Fig. 6