



US00D932973S

(12) **United States Design Patent**
Steinhoff

(10) **Patent No.:** **US D932,973 S**

(45) **Date of Patent:** **** Oct. 12, 2021**

(54) **VEHICLE WHEEL, TOY VEHICLE WHEEL,
AND/OR REPLICAS THEREOF**

(71) Applicant: **Bayerische Motoren Werke
Aktiengesellschaft, Munich (DE)**

(72) Inventor: **Niels Joergen Steinhoff, Munich (DE)**

(73) Assignee: **Bayerische Motoren Werke
Aktiengesellschaft, Munich (DE)**

(**) Term: **15 Years**

(21) Appl. No.: **29/741,378**

(22) Filed: **Jul. 13, 2020**

(30) **Foreign Application Priority Data**

Jan. 16, 2020 (DE) 402020100047.7

(51) **LOC (13) Cl.** **12-16**

(52) **U.S. Cl.**
USPC **D12/209; D21/563**

(58) **Field of Classification Search**
USPC D12/204–213; D21/563
CPC B60B 7/00; B60B 7/02; B60B 7/04; B60B
7/01; B60B 7/06; B60B 3/02; B60B 3/04;
B60B 3/06; B60B 3/10; B60B 1/00;
B60B 1/08; B60B 1/10; B60B 1/12
See application file for complete search history.

(56) **References Cited**

U.S. PATENT DOCUMENTS

D258,504 S	*	3/1981	Schinella	D12/211
D275,192 S	*	8/1984	Schinella	D12/211
D282,159 S	*	1/1986	Schell	D12/211
D292,906 S	*	11/1987	Menking	D12/211
D416,849 S		11/1999	Weidhase		
D453,136 S		1/2002	Frizzi		
D472,865 S		4/2003	Wechner		

D558,117 S		12/2007	Baum		
D576,094 S	*	9/2008	Bernoni	D12/211
D591,661 S	*	5/2009	Baum	D12/209
D670,226 S	*	11/2012	Muller	D12/211
D675,144 S		1/2013	Mueller-Stolz		
D680,484 S	*	4/2013	Zhao	D12/209
D721,316 S		1/2015	Amezketta		
D775,046 S	*	12/2016	Huang	D12/209
D777,075 S		1/2017	Rueckheim		
D777,077 S	*	1/2017	Bjerke	D12/211
D791,034 S		7/2017	Rueckheim		
D791,055 S	*	7/2017	Pollex	D12/211
D823,225 S	*	7/2018	Chung	D12/211
D837,710 S	*	1/2019	Chung	D12/209
D844,532 S	*	4/2019	Austin	D12/211

(Continued)

FOREIGN PATENT DOCUMENTS

EM	000010442-0002	7/2003
EM	000511639-0002	6/2006

(Continued)

Primary Examiner — Stacia A Cadmus

(74) *Attorney, Agent, or Firm* — Crowell & Moring LLP


(57) **CLAIM**

The ornamental design for a vehicle wheel, toy vehicle wheel, and/or replicas thereof, as shown and described.

DESCRIPTION

FIG. 1 is a perspective view of a vehicle wheel, toy vehicle wheel, and/or replicas thereof according to the design; FIG. 2 is an additional perspective view thereof; FIG. 3 is an additional perspective view thereof; FIG. 4 is a front view thereof; FIG. 5 is a rear view thereof shown in a lighter grey scale depicting portions of the wheel that form no part of the claimed design; and, FIG. 6 is a side view thereof.

1 Claim, 6 Drawing Sheets



(56)

References Cited

U.S. PATENT DOCUMENTS

D877,681 S * 3/2020 Gallert D12/211
D885,289 S * 5/2020 Pollex D12/209
D909,271 S * 2/2021 Hubner D12/209
D920,874 S * 6/2021 Celik D12/209

FOREIGN PATENT DOCUMENTS

EM 000624812-0006 3/2008
EM 002050765-0001 3/2013
WO WO DM/046763 2/1999
WO WO DM/054296 2/2001
WO WO DM/056821 9/2001

* cited by examiner



Fig. 1



Fig. 2



Fig. 3




Fig. 4




Fig. 5




Fig. 6