

US00D932971S

(12) **United States Design Patent** (10) **Patent No.:** **US D932,971 S**  
**Celik** (45) **Date of Patent:** **\*\* \*Oct. 12, 2021**

(54) **WHEEL OR WHEEL COVER**  
(71) Applicant: **FORGIATO INC.**, Sun Valley, CA (US)  
(72) Inventor: **Norman Celik**, Sun Valley, CA (US)  
(73) Assignee: **Forgiato Inc.**, Sun Valley, CA (US)  
(\* ) Notice: This patent is subject to a terminal disclaimer.  
(\*\*) Term: **15 Years**  
(21) Appl. No.: **29/726,889**  
(22) Filed: **Mar. 6, 2020**  
(51) **LOC (13) Cl.** ..... **12-16**  
(52) **U.S. Cl.**  
USPC ..... **D12/209**  
(58) **Field of Classification Search**  
USPC ..... D12/204-213; D21/563  
CPC .... B60B 7/00; B60B 7/02; B60B 7/04; B60B 7/01; B60B 7/06; B60B 3/02; B60B 3/04; B60B 3/06; B60B 3/10; B60B 1/00; B60B 1/08; B60B 1/10; B60B 1/12  
See application file for complete search history.

(56) **References Cited**  
U.S. PATENT DOCUMENTS  
D175,179 S \* 7/1955 Lyon ..... D12/211  
D202,033 S \* 8/1965 Hibbard ..... D12/211  
D244,845 S \* 6/1977 Woodward ..... D12/211  
D244,846 S \* 6/1977 Woodward ..... D12/211  
D244,847 S \* 6/1977 Woodward ..... D12/211

D277,471 S \* 2/1985 Uder ..... D12/211  
D327,049 S \* 6/1992 Boyer ..... D12/211  
D438,164 S \* 2/2001 Langerer ..... D12/211  
D461,444 S \* 8/2002 Bernoni ..... D12/211  
D476,937 S \* 7/2003 Brintouch ..... D12/204  
D516,004 S \* 2/2006 Hernandez ..... D12/211  
D573,523 S \* 7/2008 McMath ..... D12/211  
D578,052 S \* 10/2008 McMath ..... D12/205  
D590,758 S \* 4/2009 Chen ..... D12/209  
D630,993 S \* 1/2011 Cortes ..... D12/211  
D803,750 S \* 11/2017 Lettieri ..... D12/209  
D804,389 S \* 12/2017 Lettieri ..... D12/209  
D824,835 S \* 8/2018 Ferrett ..... D12/211  
D885,291 S \* 5/2020 Han ..... D12/209  
D902,107 S \* 11/2020 Tomasson ..... D12/209  
D920,874 S \* 6/2021 Celik ..... D12/209

\* cited by examiner

*Primary Examiner* — Stacia A Cadmus  
(74) *Attorney, Agent, or Firm* — Grant Steyer; Wickens Herzer Panza

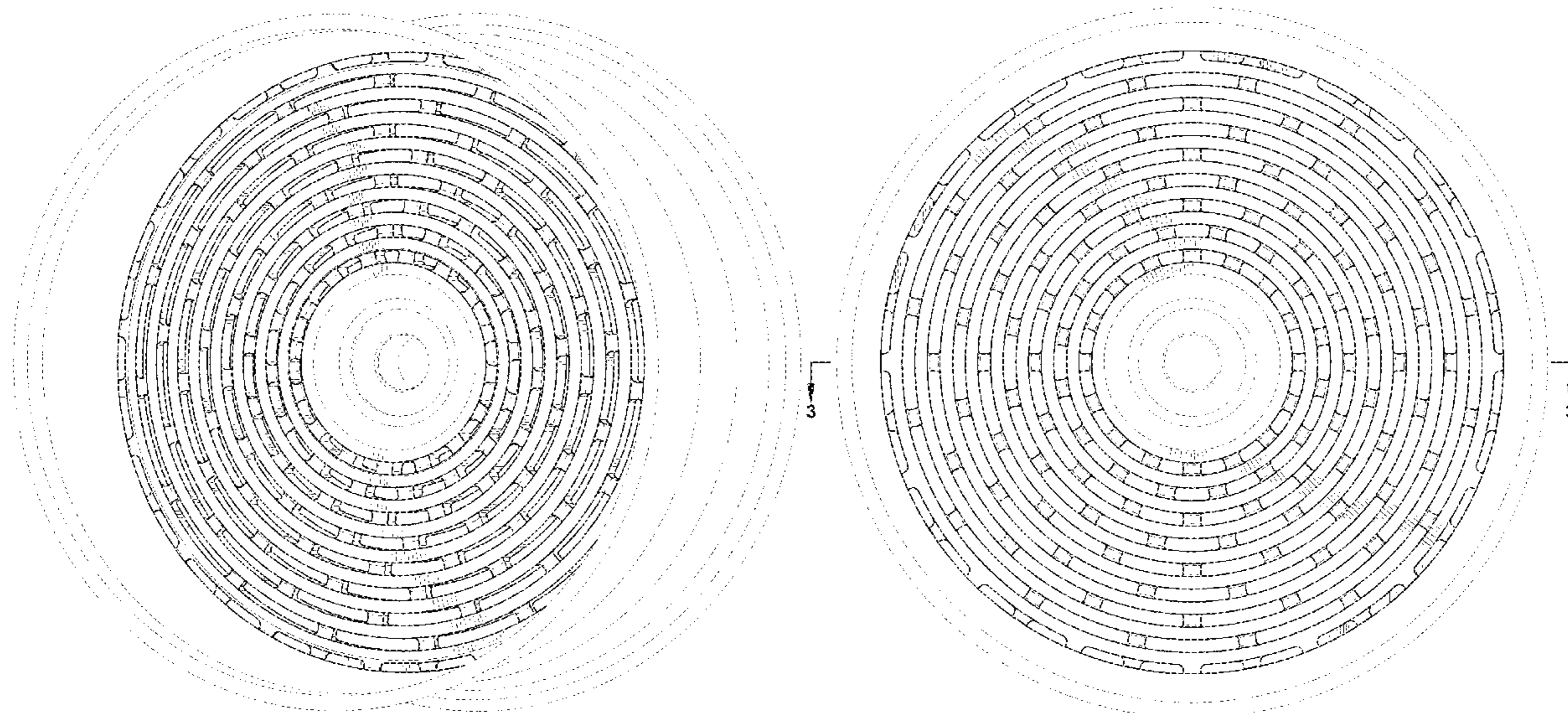
(57) **CLAIM**

The ornamental design for a wheel or wheel cover, as shown and described.

**DESCRIPTION**

FIG. 1 is a perspective view of a wheel or wheel cover according to the design; and  
FIG. 2 is a front view thereof; and,  
FIG. 3 is a cross sectional view of the wheel or wheel cover taken along line 3-3 in FIG. 2.  
In the drawings the broken lines depict portions of the wheel that form no part of the claimed design.

**1 Claim, 3 Drawing Sheets**





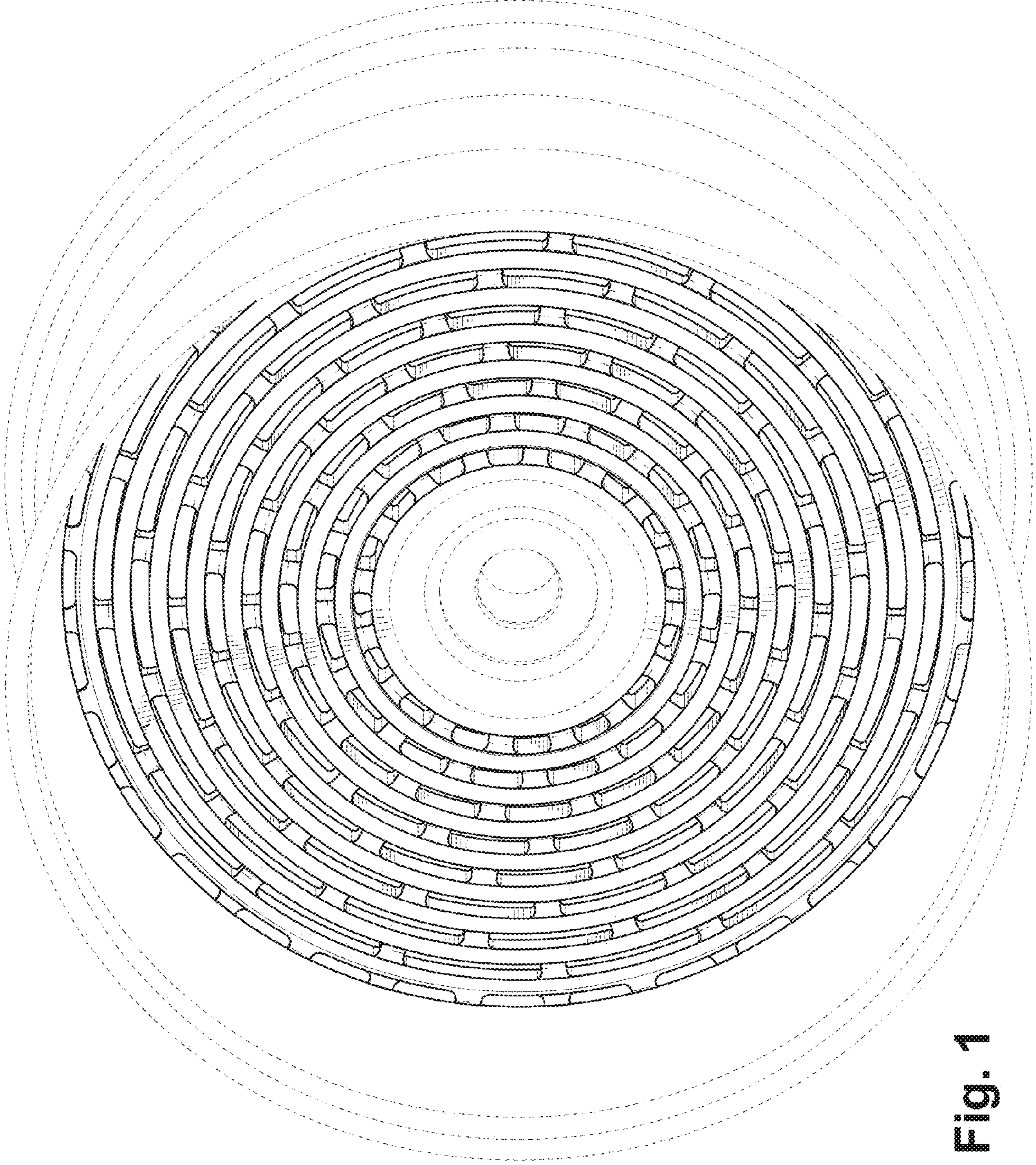


Fig. 1

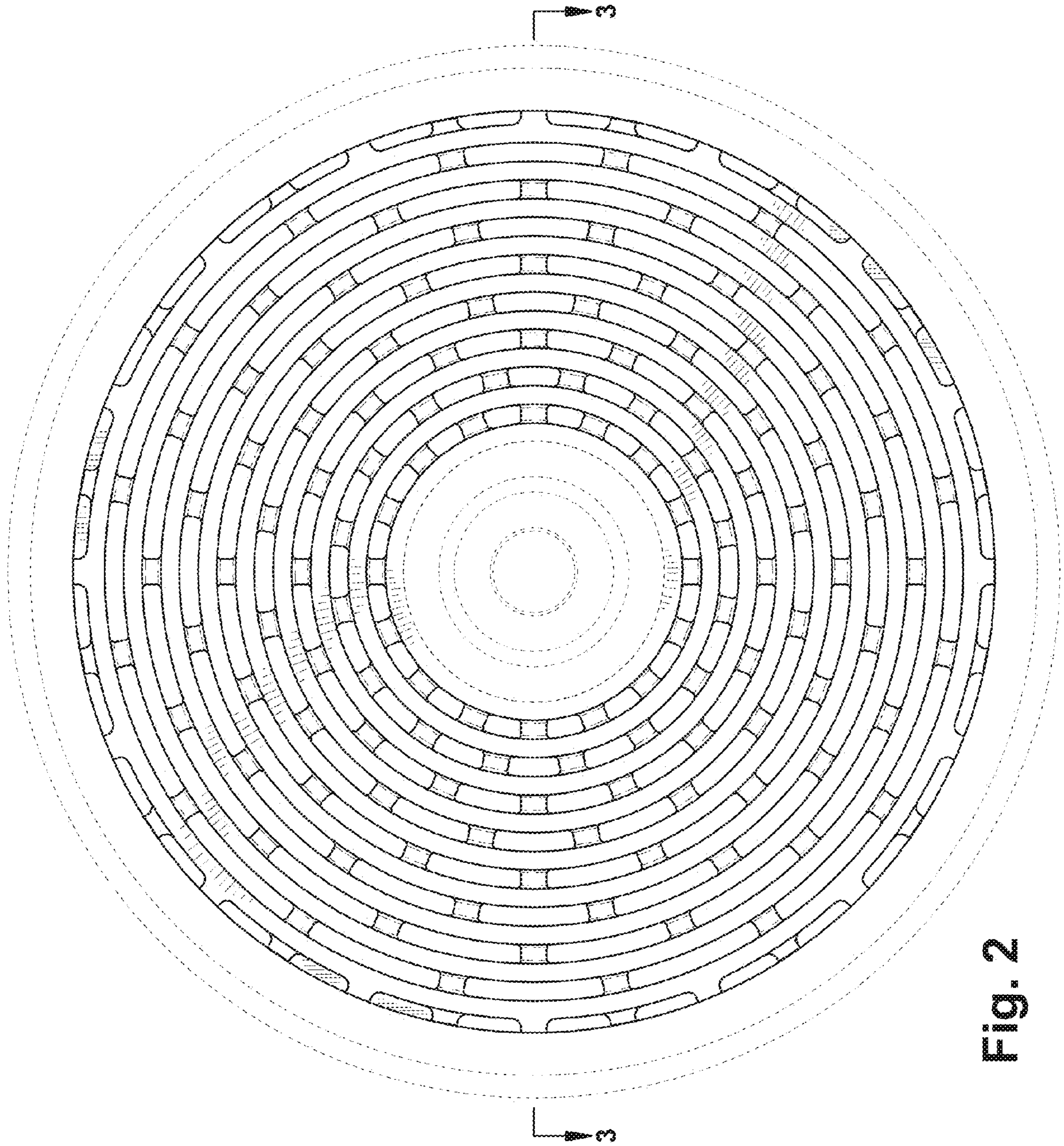


Fig. 2



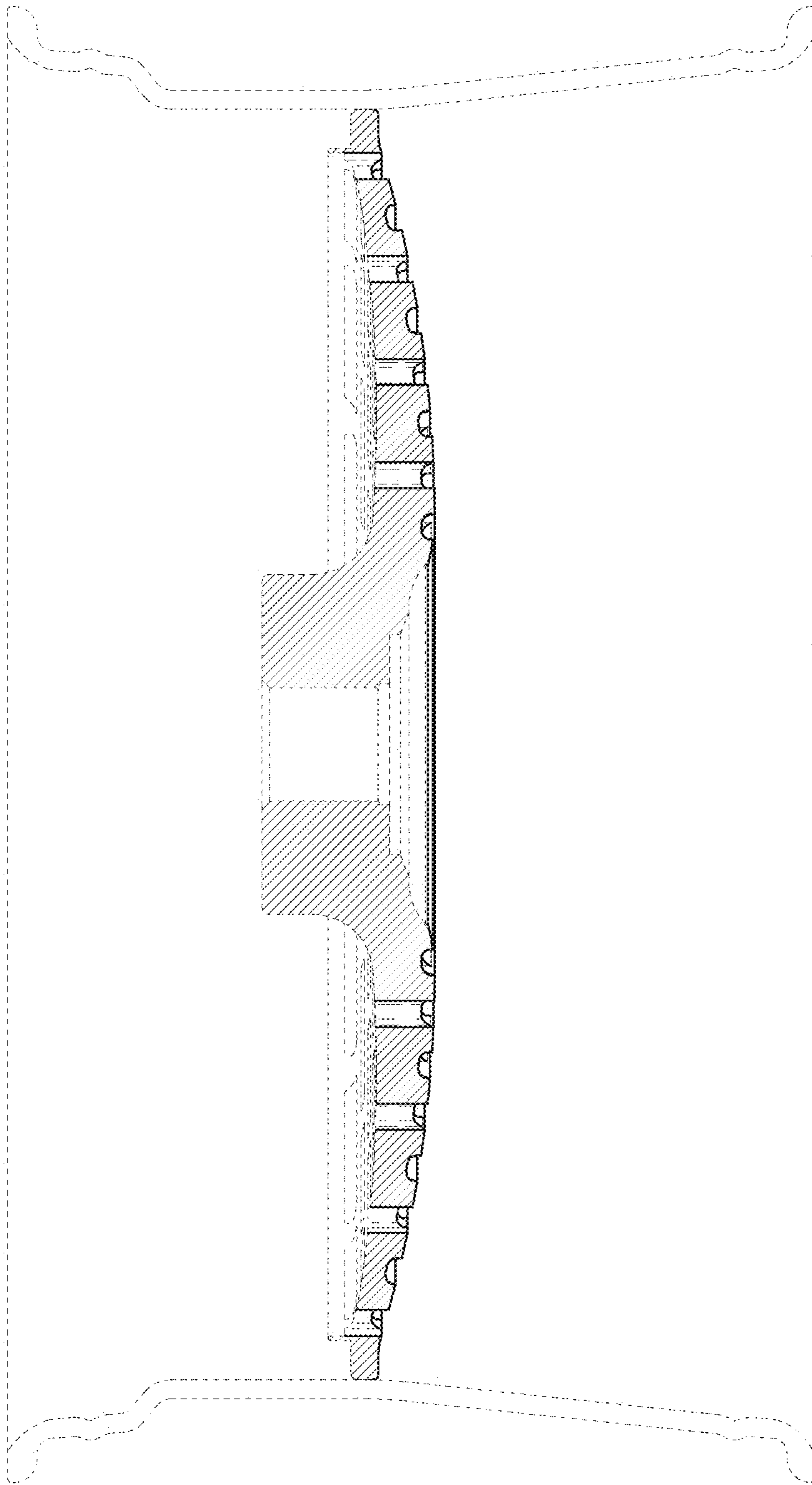


Fig. 3