



US00D932967S

(12) **United States Design Patent**
Ray et al.

(10) **Patent No.:** **US D932,967 S**

(45) **Date of Patent:** **** Oct. 12, 2021**

- (54) **VEHICLE VENT FINISHER**
- (71) Applicant: **Jaguar Land Rover Limited**, Coventry (GB)
- (72) Inventors: **Paul Ray**, Coventry (GB); **Pierre Webster**, Coventry (GB)
- (73) Assignee: **Jaguar Land Rover Limited**, Whitley Coventry (GB)

D878,265 S *	3/2020	Bentzen	D12/190
D886,017 S *	6/2020	Heinemann	D12/190
D888,631 S *	6/2020	Battams	D12/190
D888,632 S *	6/2020	Battams	D12/190
D896,143 S *	9/2020	Heinemann	D12/190
D902,815 S *	11/2020	Wheel	D12/190
D905,606 S *	12/2020	Duncan	D12/190
D906,914 S *	1/2021	Duncan	D12/190
D913,172 S *	3/2021	Zeng	D12/190
D914,564 S *	3/2021	Arai	D12/190
D920,199 S *	5/2021	Dube	D12/190

(**) Term: **15 Years**

(21) Appl. No.: **29/674,004**

(22) Filed: **Dec. 19, 2018**

(30) **Foreign Application Priority Data**

Jun. 28, 2018 (EM) 005329158

(51) **LOC (13) Cl.** **12-16**

(52) **U.S. Cl.**
USPC **D12/190**

(58) **Field of Classification Search**
USPC D12/190, 192, 400, 171, 172, 110, 114
CPC B60R 13/043; B60R 2013/0293; B60R
13/02; B60R 13/04
See application file for complete search history.

(56) **References Cited**

U.S. PATENT DOCUMENTS

D865,601 S *	11/2019	Goodrich	D12/190
D874,369 S *	2/2020	Donfrancesco	D12/190

* cited by examiner

Primary Examiner — Katrina A Betton

(74) *Attorney, Agent, or Firm* — Wood Herron & Evans LLP


(57) **CLAIM**

The ornamental design for a vehicle vent finisher, as shown and described.

DESCRIPTION

FIG. 1 is a front left elevated perspective view of a vehicle vent finisher according to the present invention.
 FIG. 2 is a front left perspective view of the vehicle vent finisher shown in FIG. 1.
 FIG. 3 is a rear right elevated perspective view thereof.
 FIG. 4 is a rear right perspective view thereof.
 FIG. 5 is a front view thereof.
 FIG. 6 is a rear view thereof.
 FIG. 7 is a left side view thereof.
 FIG. 8 is a right side view thereof.
 FIG. 9 is a top view thereof; and,
 FIG. 10 is a bottom view thereof.

1 Claim, 7 Drawing Sheets






FIG. 1




FIG. 2




FIG. 3




FIG. 4

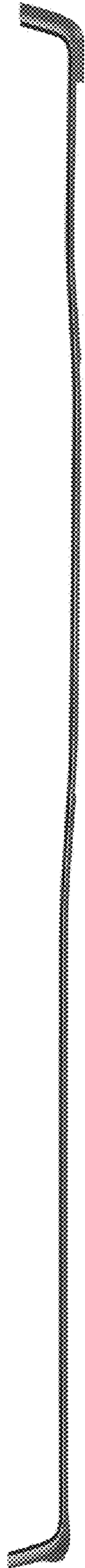


FIG. 5




FIG. 6




FIG. 7




FIG. 8




FIG. 9




FIG. 10