



US00D932960S

(12) **United States Design Patent** (10) **Patent No.:** **US D932,960 S**  
**Akcaay et al.** (45) **Date of Patent:** **\*\* Oct. 12, 2021**

(54) **VEHICLE BUMPER**  
(71) Applicant: **VOLKSWAGEN AKTIENGESELLSCHAFT,**  
Wolfsburg (DE)  
(72) Inventors: **Cihan Akcaay,** Wolfsburg (DE); **Dimitri Häberle,** Wolfsburg (DE)  
(73) Assignee: **VOLKSWAGEN AKTIENGESELLSCHAFT,**  
Wolfsburg (DE)

D736,683 S \* 8/2015 Glover ..... D12/169  
D847,708 S \* 5/2019 Yong ..... D12/169  
D851,560 S \* 6/2019 Yong ..... D12/169  
D855,502 S \* 8/2019 Behmer ..... D12/163  
D877,668 S \* 3/2020 Bucher ..... D12/169  
D885,994 S \* 6/2020 Metros ..... D12/163  
D887,317 S \* 6/2020 Metros ..... D12/163  
D901,342 S \* 11/2020 Yang ..... D12/163  
D902,093 S \* 11/2020 Behmer ..... D12/163  
D910,503 S \* 2/2021 Battams ..... D12/163  
D911,231 S \* 2/2021 Bucher ..... D12/169  
D914,554 S \* 3/2021 Bischoff ..... D12/169  
D915,957 S \* 4/2021 Bischoff ..... D12/169

(\*\*) Term: **15 Years**  
(21) Appl. No.: **29/748,085**  
(22) Filed: **Aug. 27, 2020**  
(30) **Foreign Application Priority Data**  
Apr. 16, 2020 (WO) ..... WIPO94082  
(51) **LOC (13) Cl.** ..... **12-16**  
(52) **U.S. Cl.**  
USPC ..... **D12/169**  
(58) **Field of Classification Search**  
USPC ..... D12/169, 163, 196, 86, 90-92;  
296/180.1, 180.2; 293/102, 113, 115,  
293/117, 120  
CPC .... B60R 19/52; B60R 2019/25; B62D 25/084  
See application file for complete search history.

**FOREIGN PATENT DOCUMENTS**

DE DM103826 11/2018

\* cited by examiner

*Primary Examiner* — Melody N Brown

(74) *Attorney, Agent, or Firm* — Lucas & Mercanti, LLP;  
Klaus P. Stoffel

(57) **CLAIM**


The ornamental design for a vehicle bumper, as shown and described.


**DESCRIPTION**

FIG. 1 is a front and left side perspective view of a vehicle bumper showing our new design;  
FIG. 2 is a rear and right side perspective view thereof;  
FIG. 3 is a front view thereof;  
FIG. 4 is a rear view thereof;  
FIG. 5 is a right side view thereof;  
FIG. 6 is a left side view thereof;  
FIG. 7 is a bottom view thereof; and,  
FIG. 8 is a top view thereof.

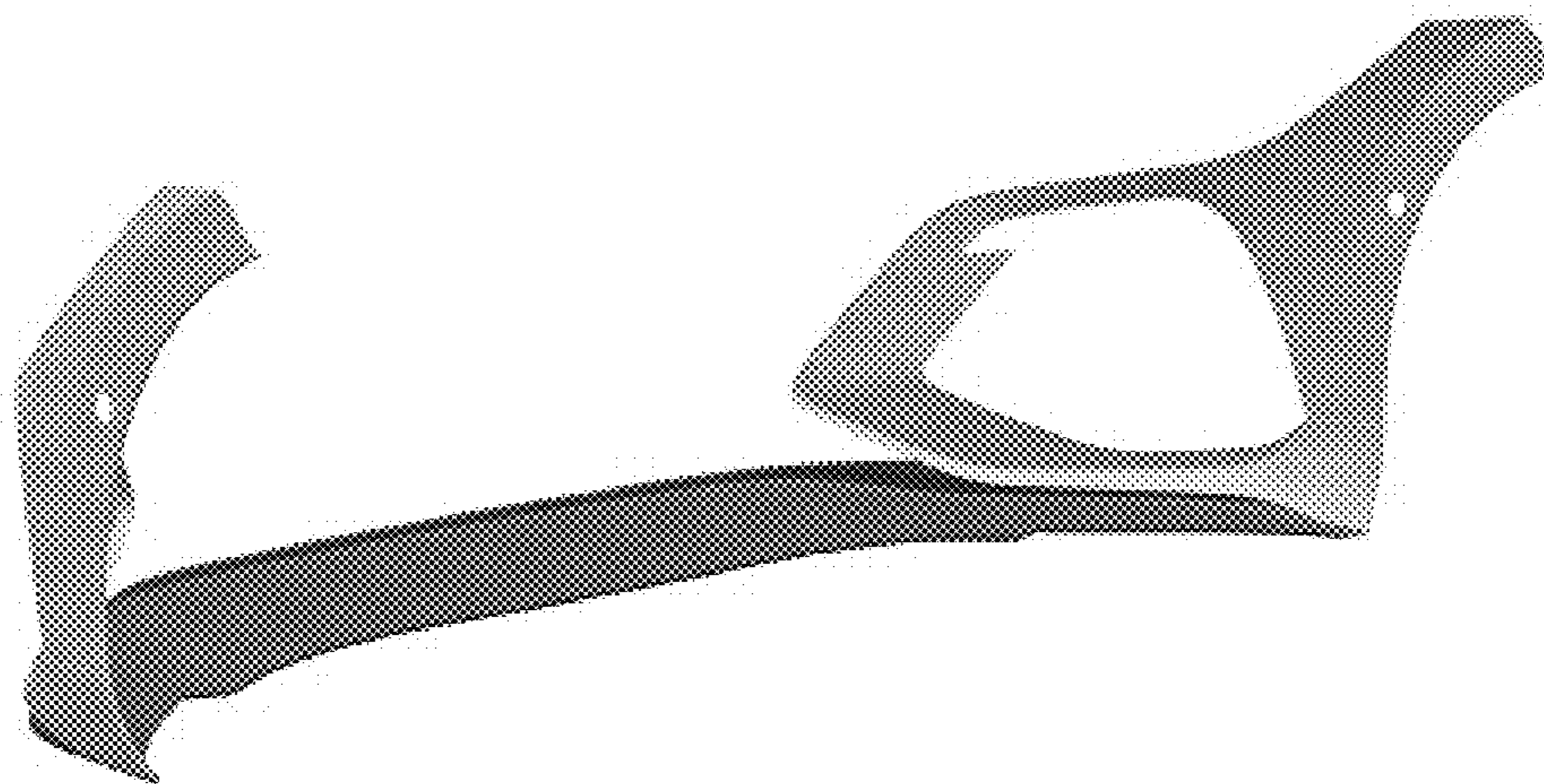
**1 Claim, 4 Drawing Sheets**

(56) **References Cited**  
U.S. PATENT DOCUMENTS  
D600,602 S \* 9/2009 Endoh ..... D12/169  
D664,904 S \* 8/2012 Koyama ..... D12/169  
D708,997 S \* 7/2014 Koizumi ..... D12/169





**Fig. 1**




**Fig. 2**



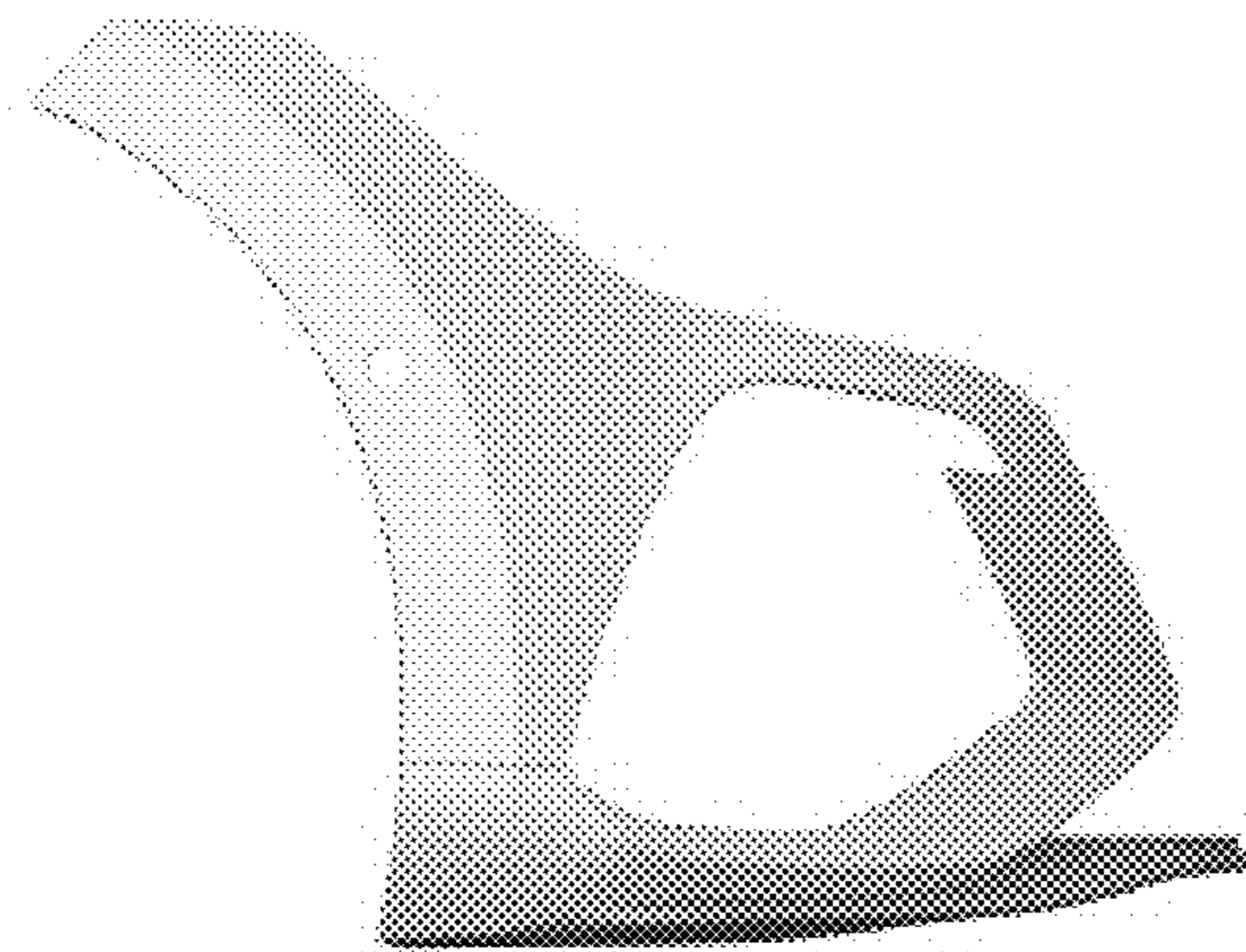
**Fig. 3**




**Fig. 4**




**Fig. 5**



**Fig. 6**



**Fig. 7**



**Fig. 8**