

US00D932953S

(12) **United States Design Patent** (10) **Patent No.:** **US D932,953 S**  
**Ratner et al.** (45) **Date of Patent:** **\*\* Oct. 12, 2021**

(54) **AUTOMOTIVE INSERT**

(71) Applicants: **Richard S. Ratner**, St. Louis, MO (US); **Margaret B. Ratner**, St. Louis, MO (US)

(72) Inventors: **Richard S. Ratner**, St. Louis, MO (US); **Margaret B. Ratner**, St. Louis, MO (US)

(\*\*) Term: **15 Years**

(21) Appl. No.: **29/724,588**

(22) Filed: **Feb. 18, 2020**

(51) **LOC (13) Cl.** ..... **12-06**

(52) **U.S. Cl.**  
USPC ..... **D12/163**

(58) **Field of Classification Search**  
USPC ..... D12/86, 90, 91, 92, 163, 169, 171, 196, D12/216

(Continued)

(56) **References Cited**

**U.S. PATENT DOCUMENTS**

D489,298 S 5/2004 Elwell  
D492,624 S 7/2004 Elwell et al.  
(Continued)

**FOREIGN PATENT DOCUMENTS**

CN 301066802 S 11/2009  
CN 304167339 S 6/2017  
(Continued)

**OTHER PUBLICATIONS**

Air Intakes. (Design—© Questel) orbit.com. [Online PDF compilation of references] 37 pgs. Print Dates Range Feb. 26, 2021-Sep. 27, 2017 [Retrieved Aug. 12, 2021].\*

(Continued)

*Primary Examiner* — Manpreet S Matharu

*Assistant Examiner* — Suzanne E Tisdell

(74) *Attorney, Agent, or Firm* — Faegre Drinker Biddle & Reath LLP

(57) **CLAIM**

The ornamental design for an automotive insert, as shown and described.

**DESCRIPTION**

FIG. 1 is a front elevation of an automotive insert of a right-hand embodiment of the invention as installed on a right side of a front of a vehicle;

FIG. 2 is front elevation of the insert of the right-hand embodiment, including a detail thereof;

FIG. 2A is a cross section of the insert of the right-hand embodiment taken in the plane of line 2A-2A of the detail of FIG. 2;

FIG. 3 is a rear elevation of the insert of the right-hand embodiment;

FIG. 4 is a right side elevation of the insert of the right-hand embodiment;

FIG. 5 is a left side elevation of the insert of the right-hand embodiment;

FIG. 6 is a top plan of the insert of the right-hand embodiment;

FIG. 7 is a bottom plan of the insert of the right-hand embodiment;

FIG. 8 is a front elevation of an automotive insert of a left-hand embodiment of the invention as installed on a left side of the front of the vehicle;

FIG. 9 is front elevation of the insert of the left-hand embodiment, including a detail thereof;

FIG. 9A is a cross section of the insert of the left-hand embodiment taken in the plane of line 9A-9A of the detail of FIG. 9;

FIG. 10 is a rear elevation of the insert of the left-hand embodiment;

FIG. 11 is a right side elevation of the insert of the left-hand embodiment;

FIG. 12 is a left side elevation of the insert of the left-hand embodiment;

(Continued)

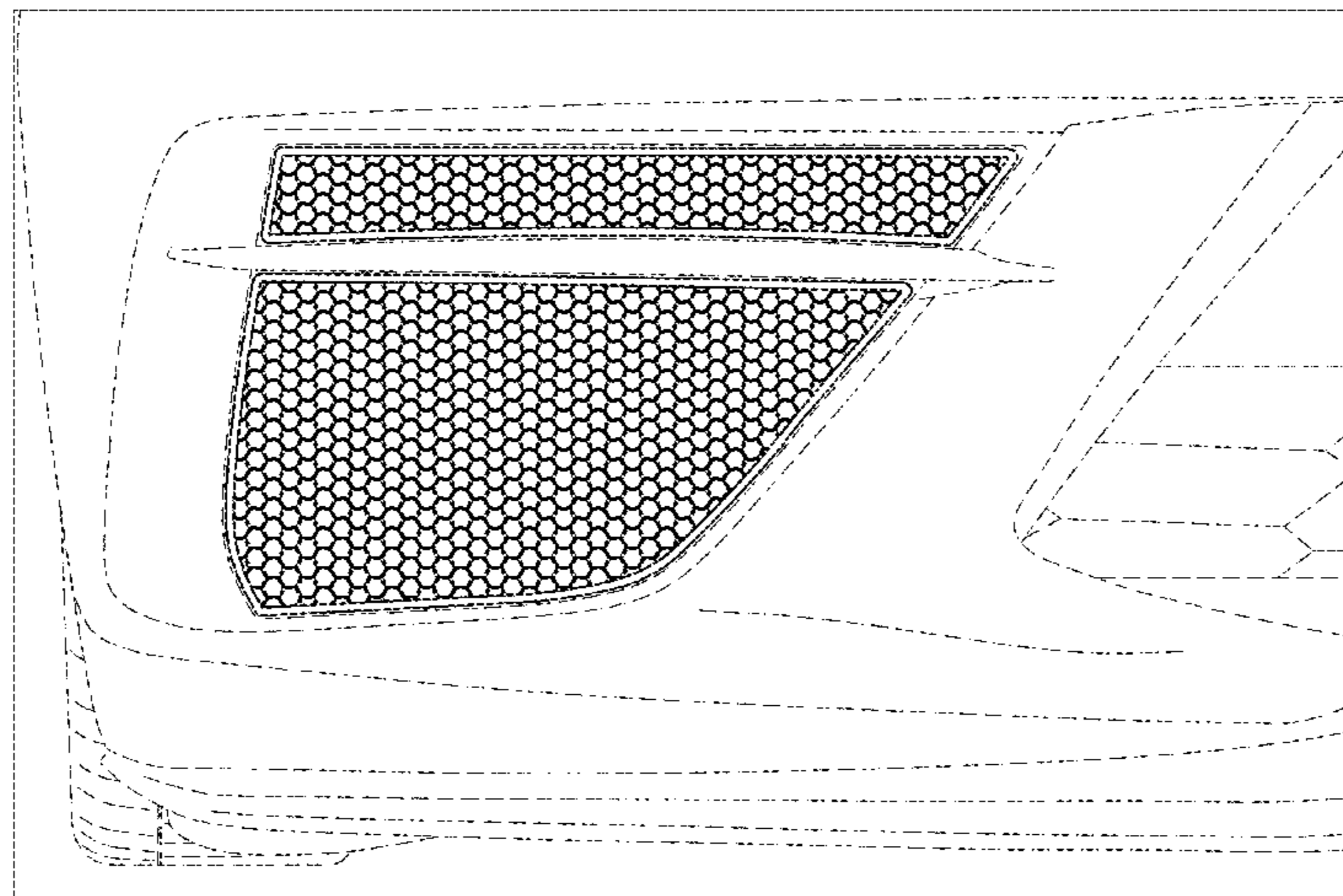


FIG. 13 is a top plan of the insert of the left-hand embodiment; and,

FIG. 14 is a bottom plan of the insert of the left-hand embodiment.

The broken lines in the figures illustrate structures forming no part of the claimed design.

**1 Claim, 10 Drawing Sheets**

(58) **Field of Classification Search**

CPC ..... B62D 25/08; B62B 9/16; B60K 11/08; B60R 19/52

See application file for complete search history.

(56) **References Cited**

U.S. PATENT DOCUMENTS

D500,269 S	12/2004	Chan	
D546,248 S	7/2007	Conkey et al.	
D679,225 S	4/2013	Gifford	
D713,765 S	9/2014	Peltola et al.	
D779,396 S	2/2017	Patel et al.	
D784,215 S	4/2017	Peat et al.	
D801,887 S	11/2017	Peat et al.	
D808,316 S	1/2018	Piscitelli et al.	
D820,741 S	6/2018	Patel et al.	
D834,471 S	11/2018	Hill	
D842,767 S	3/2019	Hjorten et al.	
D847,038 S *	4/2019	Loeb	D12/163
D852,099 S *	6/2019	Loeb	D12/190
D853,903 S *	7/2019	Loeb	D12/163
D863,125 S *	10/2019	Whitla	D12/163
D863,131 S *	10/2019	Thurber	D12/163
D864,051 S *	10/2019	Luke	D12/163
D867,939 S *	11/2019	Yong	D12/163
D870,001 S *	12/2019	Mai	D12/163
D871,276 S	12/2019	Hjorten et al.	

D877,667 S *	3/2020	Doveri	D12/163
D885,263 S *	5/2020	Ninov	D12/163
D887,317 S *	6/2020	Metros	D12/163
D899,976 S *	10/2020	Metros	D12/163
D920,179 S *	5/2021	Schmeckpeper	D12/163

FOREIGN PATENT DOCUMENTS

CN	305172199 S	5/2019
DK	DR201600119-0002 S	10/2016
EM	002623785-0008 S	6/2015
FR	20164835-011 S	12/2016
IN	272800-0001 S	12/2015
TR	638327-0001 S	8/2010
TR	638328-0001 S	8/2010
WO	D088222-001 S	11/2015
WO	D088222-002 S	11/2015
WO	D092838-011 S	3/2016

OTHER PUBLICATIONS

Stafford, Eric and Mihir Maddireddy. "2020 Dodge Journey." Sep. 5, 2019. Car and Driver. <https://www.caranddriver.com/dodge/journey>.\*

"What is New on the 2020 Dodge Grand Caravan?" Oct. 1, 2019. Auffenberg Chrysler of Herrin. <https://www.auffenbergchryslerofherrin.com/blog/specs-and-features-of-the-2020-dodge-grand-caravan/>.\*

"Perfit Liner New Front Black Grille." Sep. 25, 2019. Amazon. <https://www.amazon.com/Perfit-Liner-Front-Grille-Dodge/dp/B00BIQFWV2>.\*

Audi USA webpage entitled, "2021 A4," <https://www.audiusa.com/us/web/en/models/a4/a4-sedan/2021/overview.html>, printed Nov. 5, 2020.

Chevrolet webpage entitled, "2021 Corvette," <https://www.chevrolet.com/performance/corvette>, printed Nov. 5, 2020.

Corvsport webpage entitled, "2020—C8 Corvette," <https://www.corvsport.com/category/corvette-generation/c8-corvette/2020-c8-corvette/>, printed Nov. 5, 2020.

\* cited by examiner

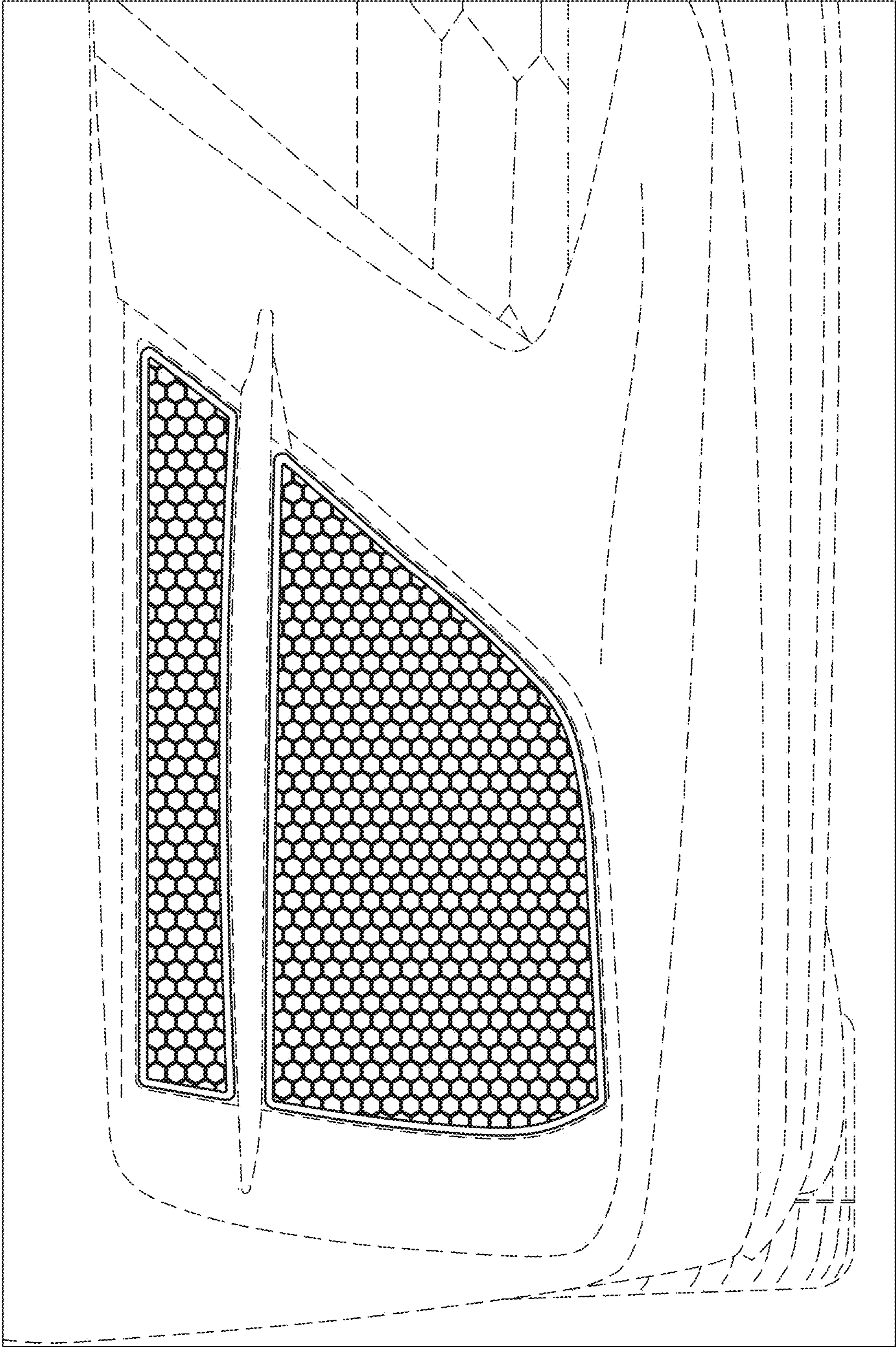


FIG. 1

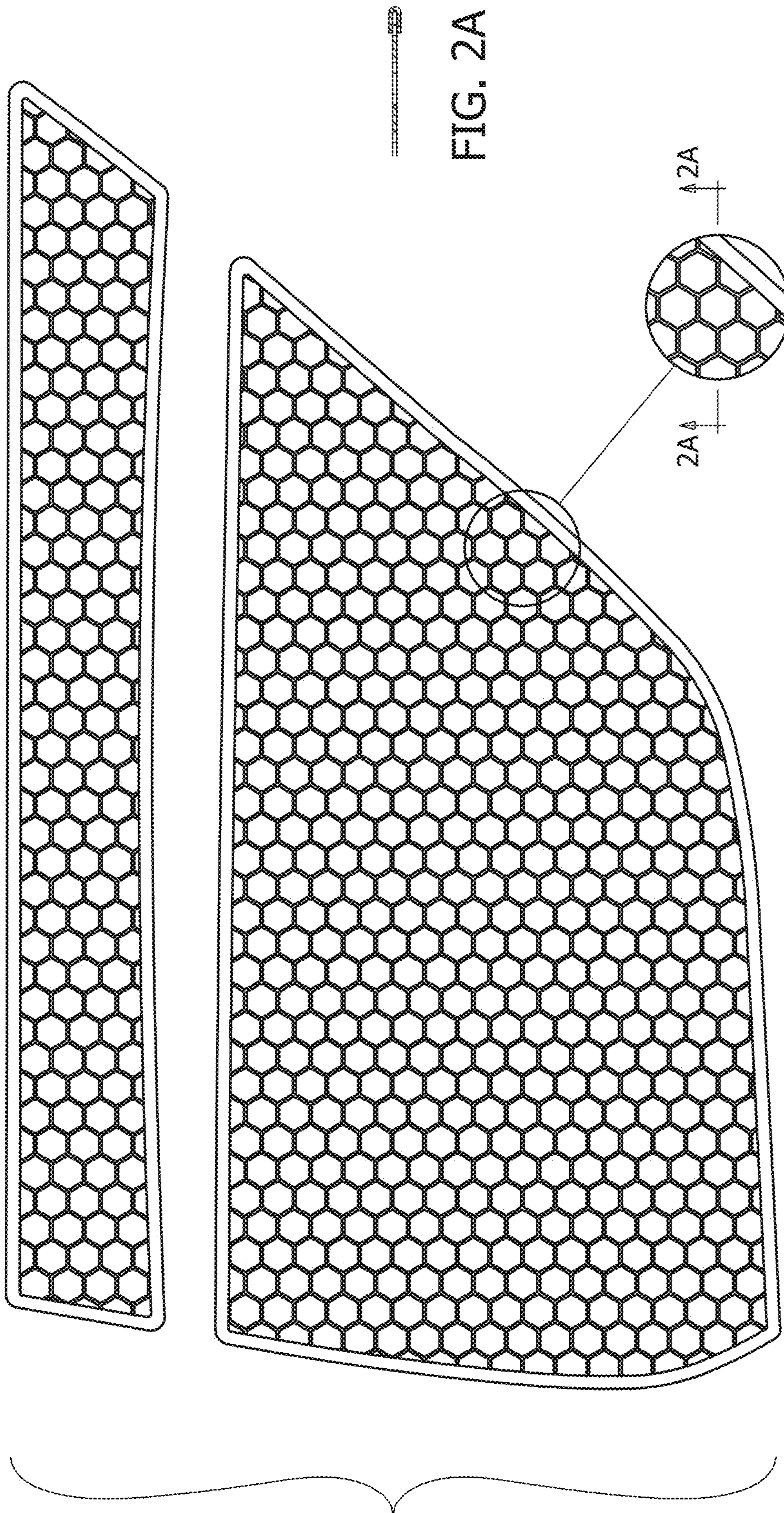


FIG. 2

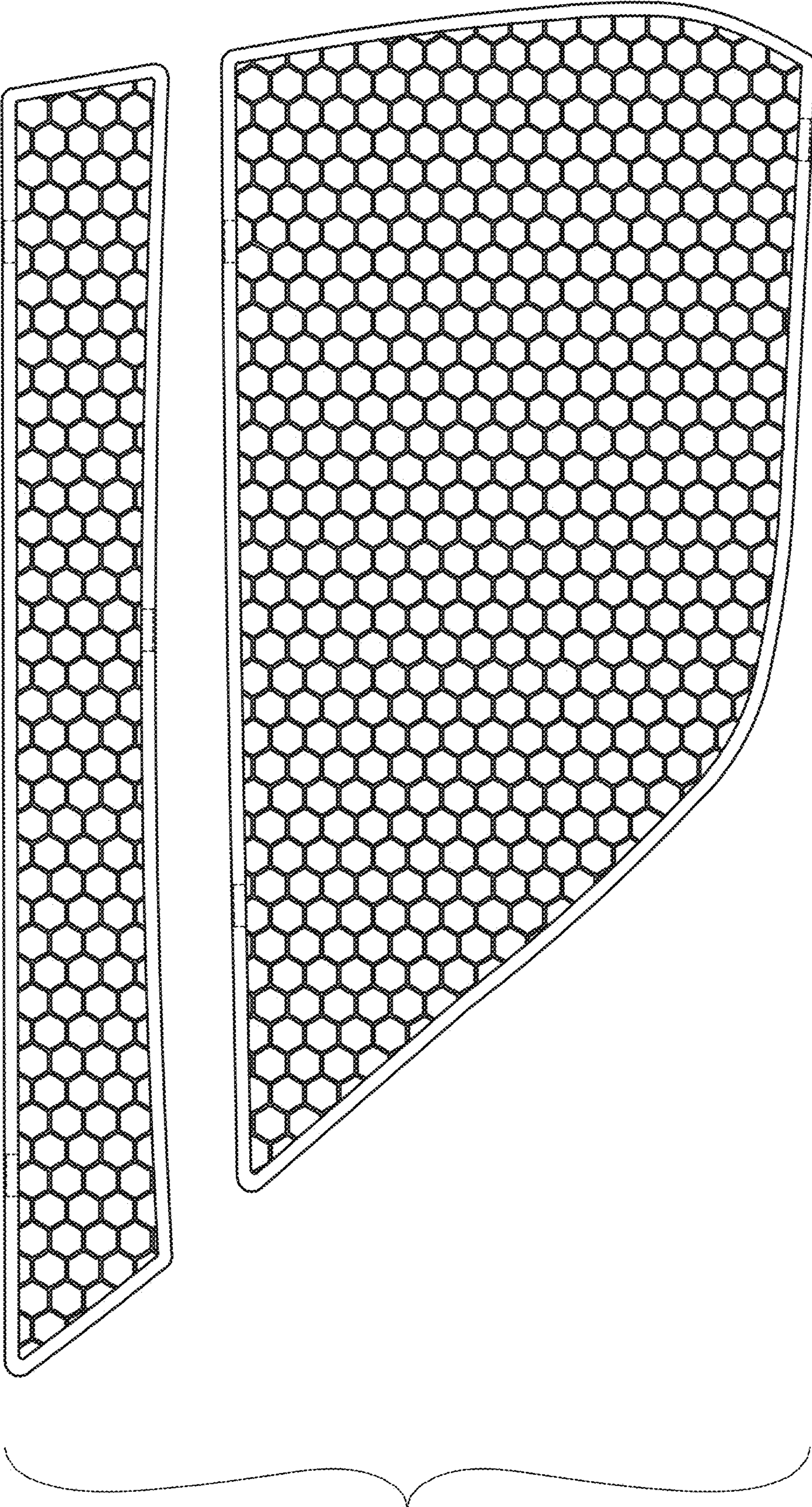


FIG. 3

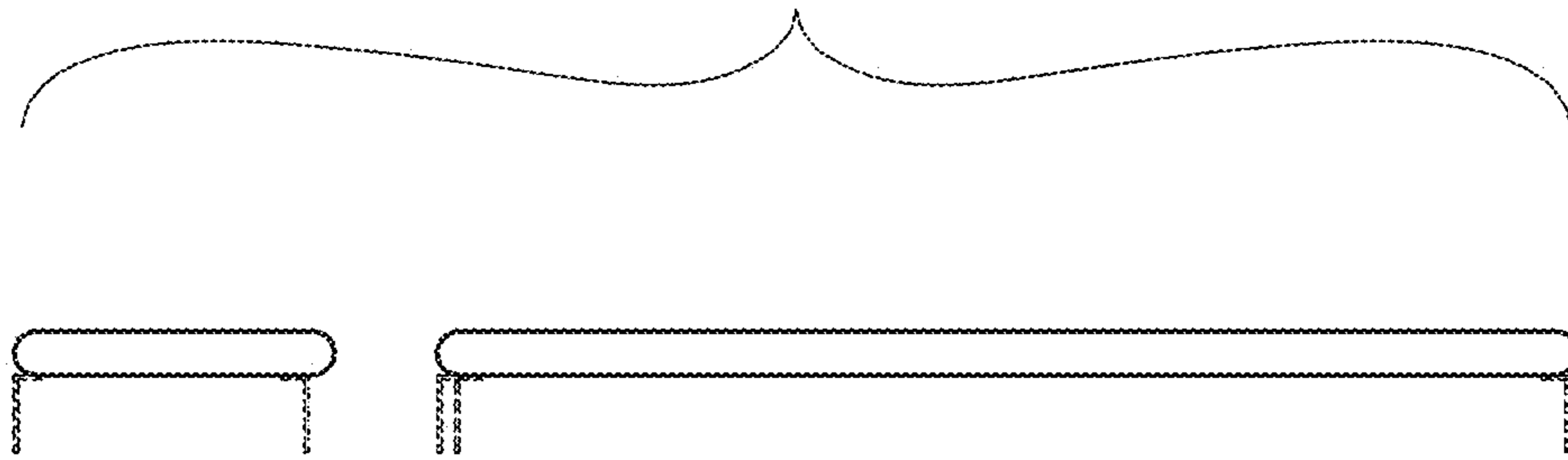


FIG. 4

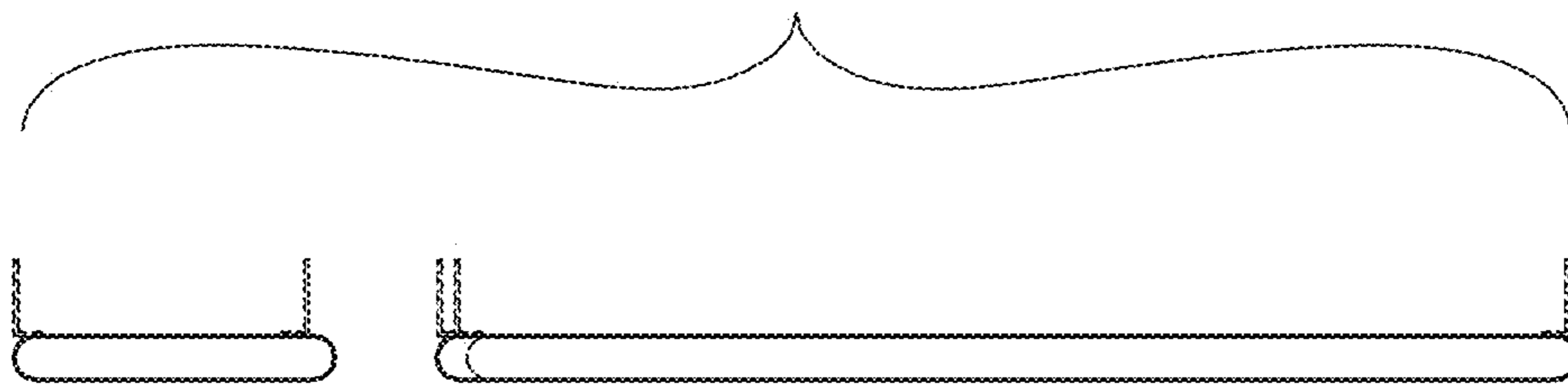


FIG. 5




FIG. 6




FIG. 7

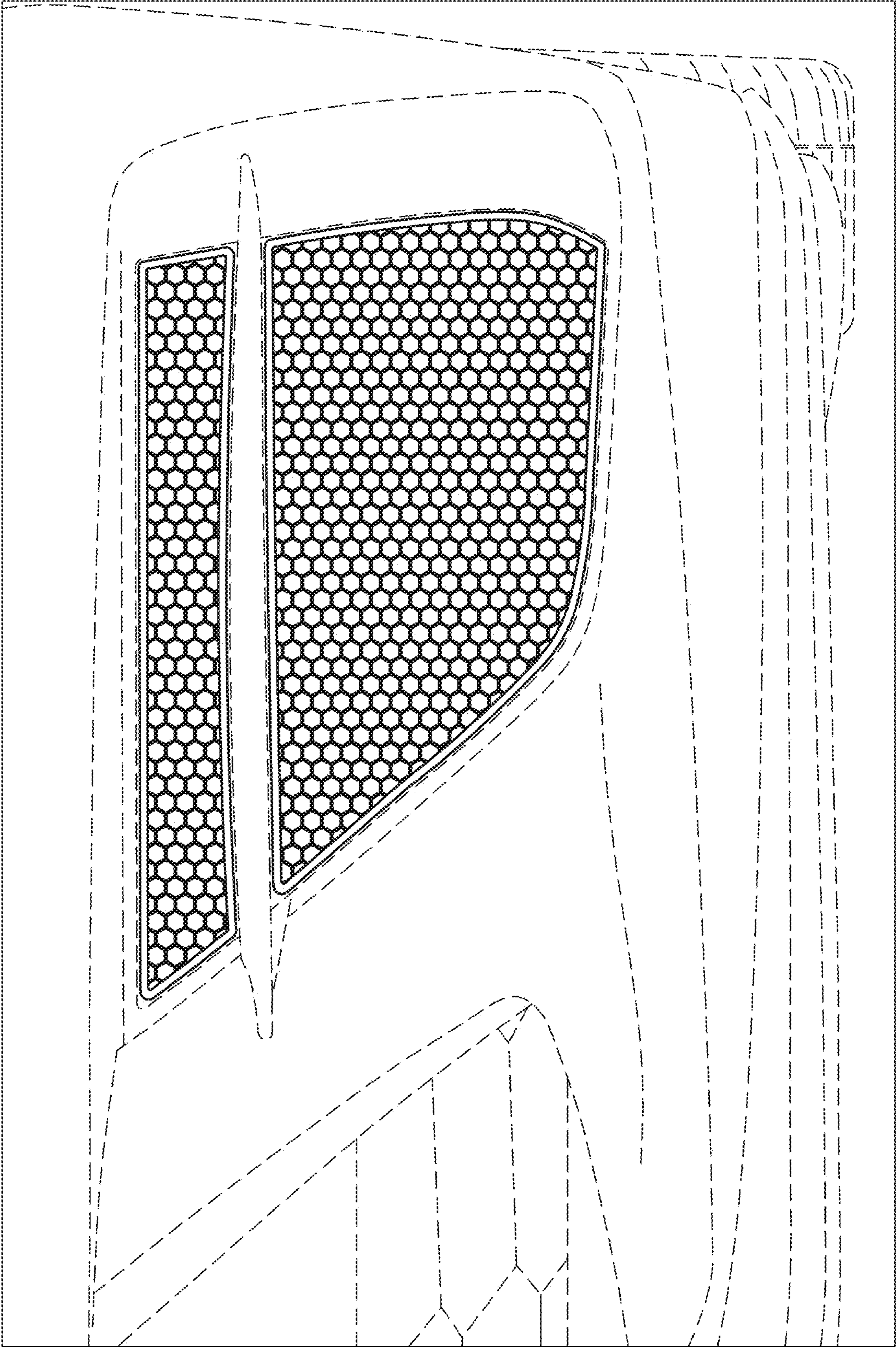


FIG. 8



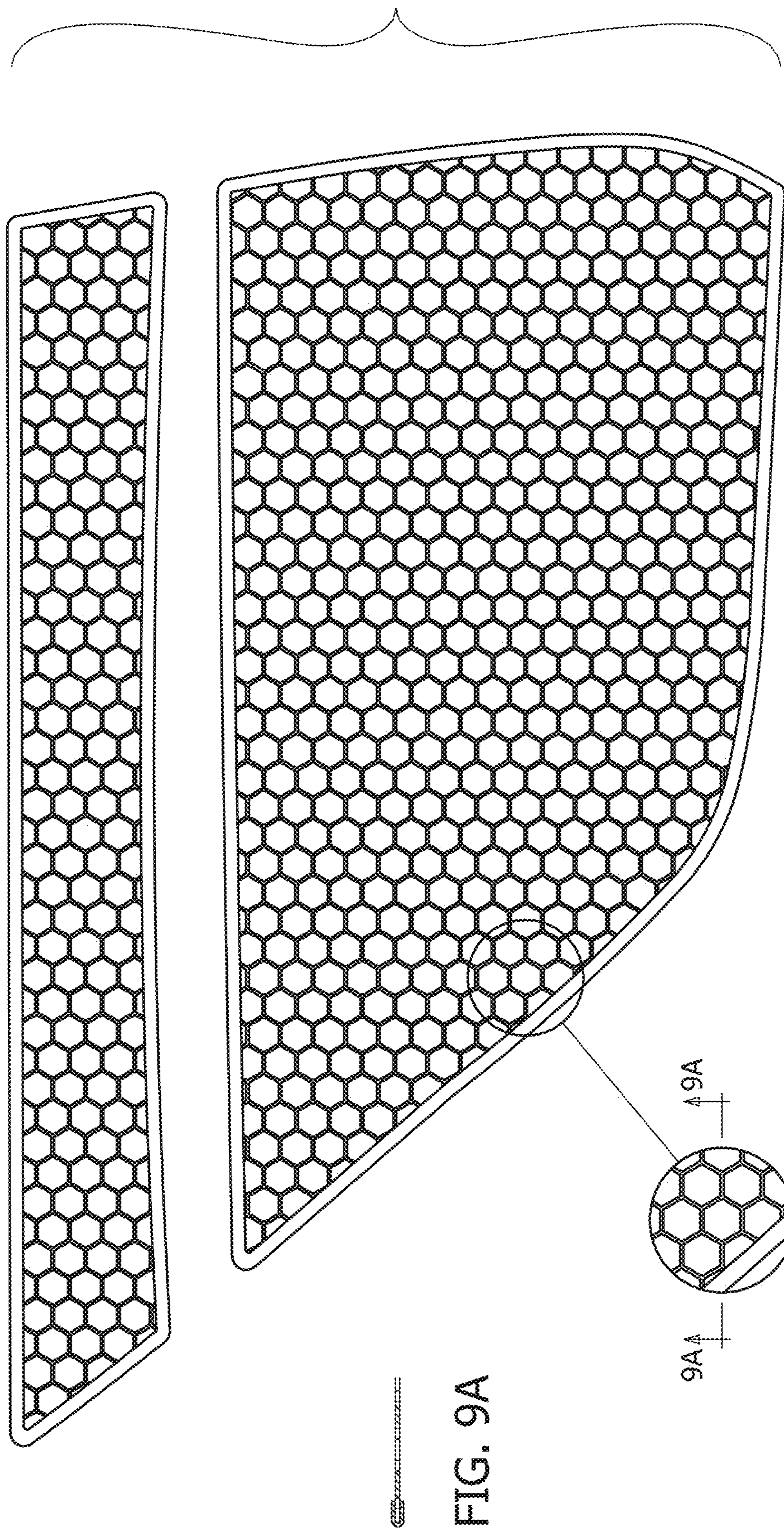


FIG. 9

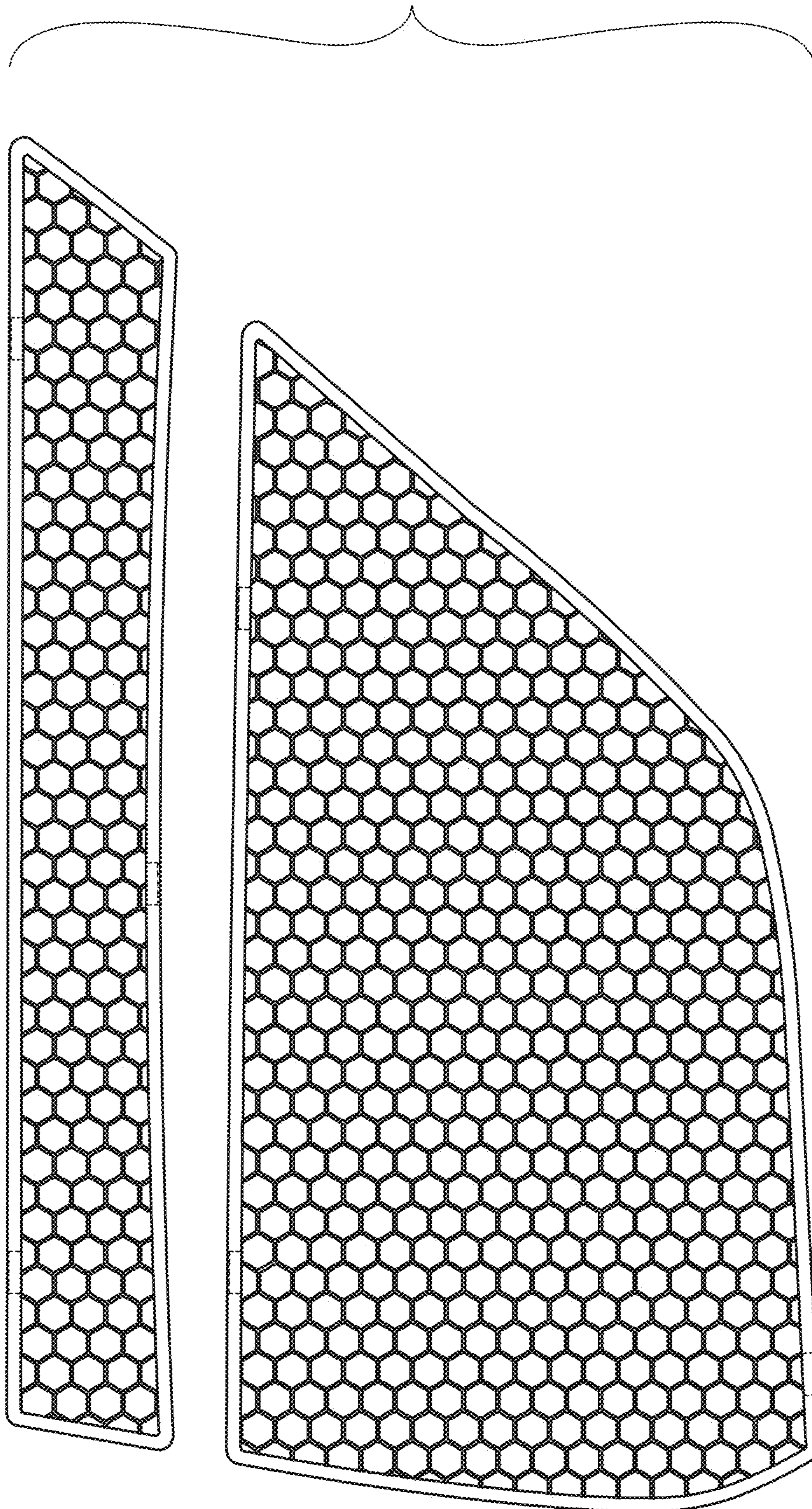


FIG. 10

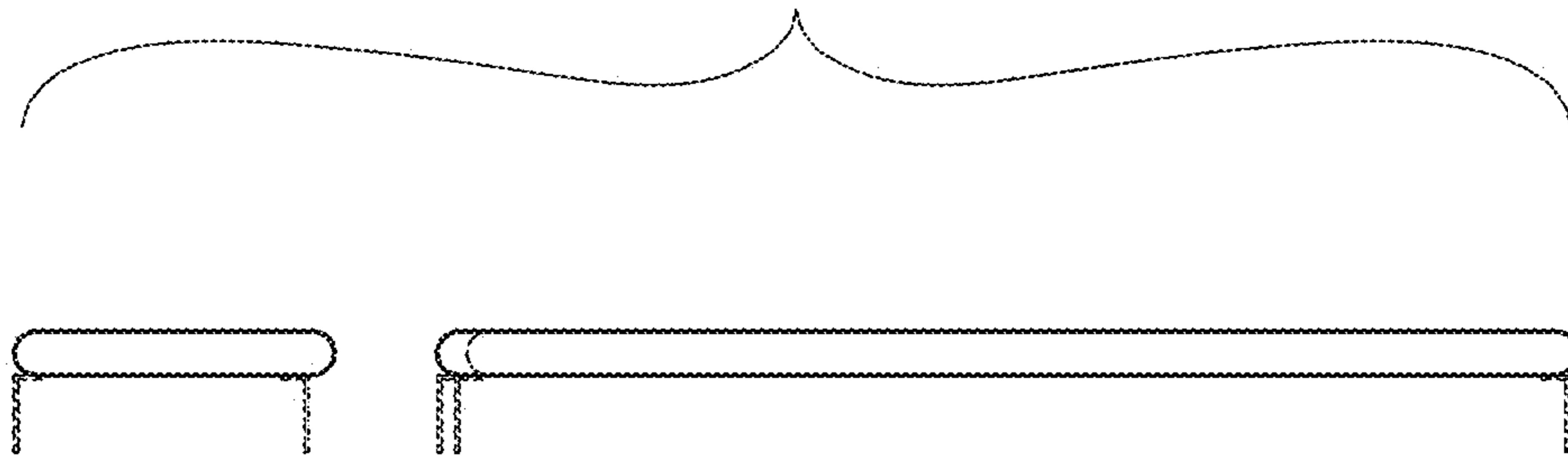


FIG. 11

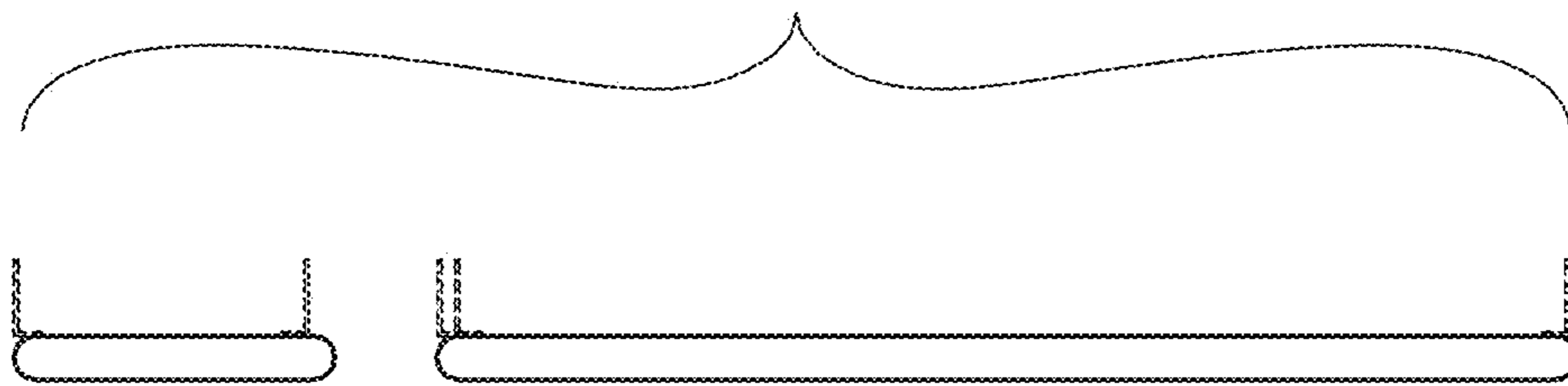


FIG. 12

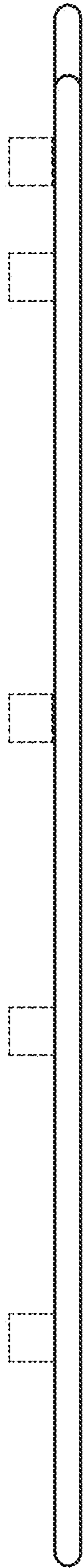


FIG. 13




FIG. 14