



US00D932952S

(12) **United States Design Patent** (10) **Patent No.:** **US D932,952 S**
Koo (45) **Date of Patent:** **** Oct. 12, 2021**

(54) **VEHICLE GRILLE BAR**
(71) Applicant: **Honda Motor Co., Ltd.**, Tokyo (JP)
(72) Inventor: **Jaryong Koo**, Gardena, CA (US)
(73) Assignee: **HONDA MOTOR CO., LTD.**, Tokyo (JP)

(**) Term: **15 Years**

(21) Appl. No.: **29/707,860**

(22) Filed: **Oct. 1, 2019**

(51) **LOC (13) Cl.** **12-16**

(52) **U.S. Cl.**
USPC **D12/163**

(58) **Field of Classification Search**
USPC D12/82, 85, 86, 87, 88, 89, 90, 91, 92,
D12/93, 96, 97, 98, 99, 163, 164, 165,
D12/166, 167, 169, 170, 171, 172, 173,
D12/181, 184, 185, 190, 196, 216, 223,
D12/400; D21/533, 548, 552, 561;
D15/31
CPC B60R 19/00; B60R 19/02; B60R 19/24;
B60R 19/50; B60R 19/52; B60R 19/56;
B60R 2019/026; B60R 2019/525; B60R
2019/527; B60R 2019/1813; B60R
2019/1833; B60R 2019/1886; B62D
25/08; B62D 25/084; B62D 25/16; B62D
25/18; B62D 25/161; B62D 25/168;
B62D 25/182

See application file for complete search history.

(56) **References Cited**

U.S. PATENT DOCUMENTS

D607,790 S * 1/2010 Golden D12/169
D678,142 S * 3/2013 Behmer D12/169
D692,349 S * 10/2013 Ohhashi D12/92
D752,484 S * 3/2016 Davidson D12/163
D813,746 S * 3/2018 Behmer D12/169
D813,747 S * 3/2018 Behmer D12/169
D820,160 S 6/2018 Smock et al.

D821,941 S * 7/2018 Mack D12/169
D826,112 S * 8/2018 DiCanzio D12/169
D838,628 S * 1/2019 Tsutamori D12/92
D847,694 S 5/2019 Smock et al.
D876,300 S * 2/2020 Chiang D12/181
D888,614 S * 6/2020 Melville-Brown D12/91
D890,039 S * 7/2020 Platto D12/169
D891,313 S * 7/2020 Ninov D12/163

OTHER PUBLICATIONS

2022 Honda Odyssey, Published date unavailable [online], [retrieved on Feb. 24, 2021]. Retrieved from the Internet: <https://www.caranddriver.com/honda/odyssey> (Year: 2021).*
Design U.S. Appl. No. 29/707,842, Jae Chung et al., filed Oct. 1, 2019.

* cited by examiner

Primary Examiner — Christian P. McLean
Assistant Examiner — Adam C Mager
(74) *Attorney, Agent, or Firm* — Plumsea Law Group, LLC

(57) **CLAIM**

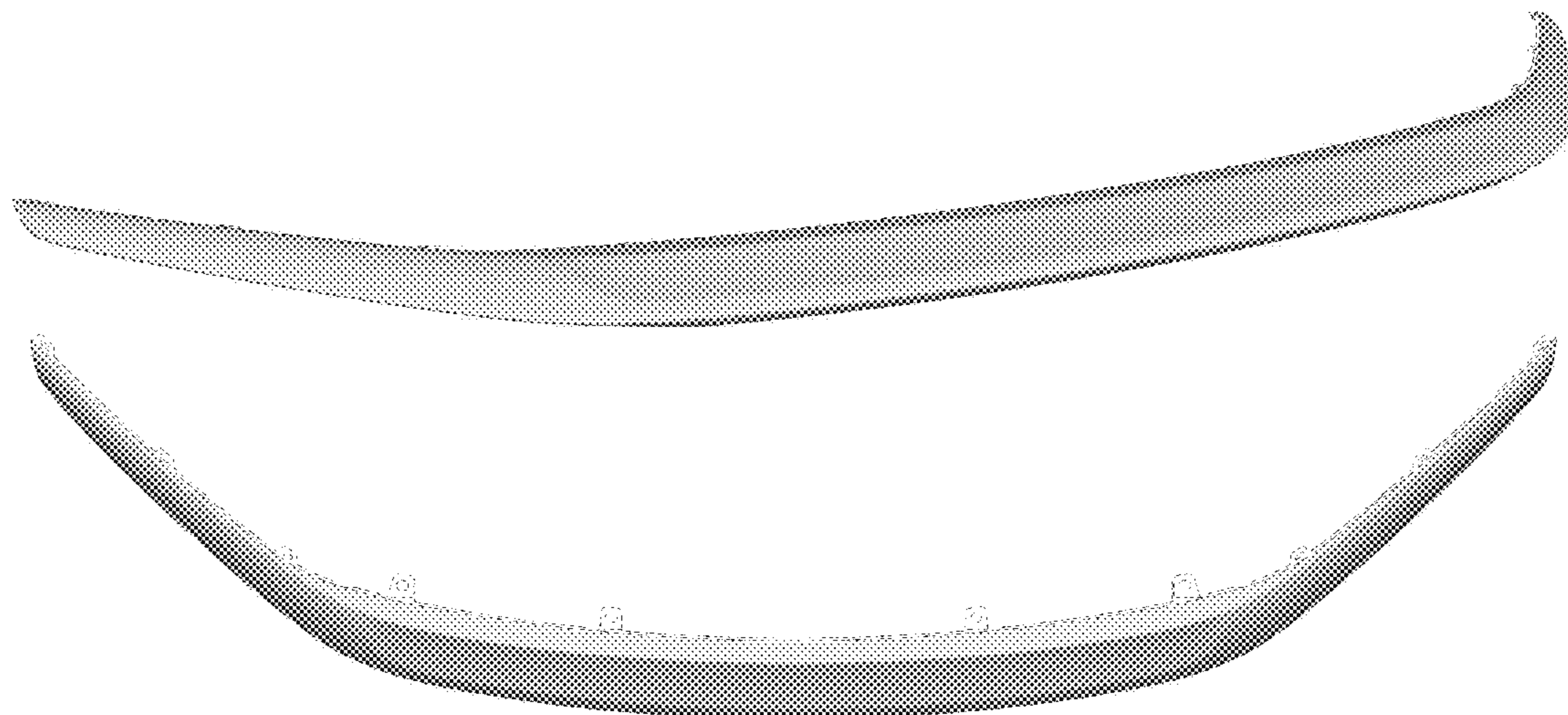
The ornamental design for a vehicle grille bar, as shown and described.

DESCRIPTION

FIG. 1 is a front perspective view of a vehicle grille bar showing a first embodiment of my new design.
FIG. 2 is a rear perspective view thereof.
FIG. 3 is a front elevational view thereof.
FIG. 4 is a rear elevational view thereof.
FIG. 5 is a left side elevational view thereof.
FIG. 6 is a right side elevational view thereof.
FIG. 7 is a top plan view thereof.
FIG. 8 is a bottom plan view thereof; and,
FIG. 9 is a partial enlarged view of a portion shown in FIG. 2.

The broken line showing of portions of the vehicle grille bar form no part of the claimed design.

1 Claim, 6 Drawing Sheets



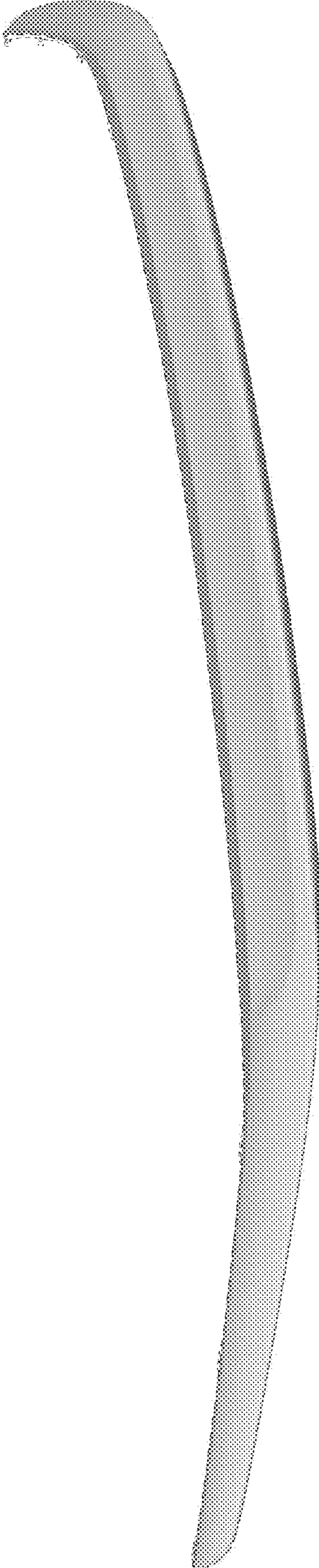


FIG. 1

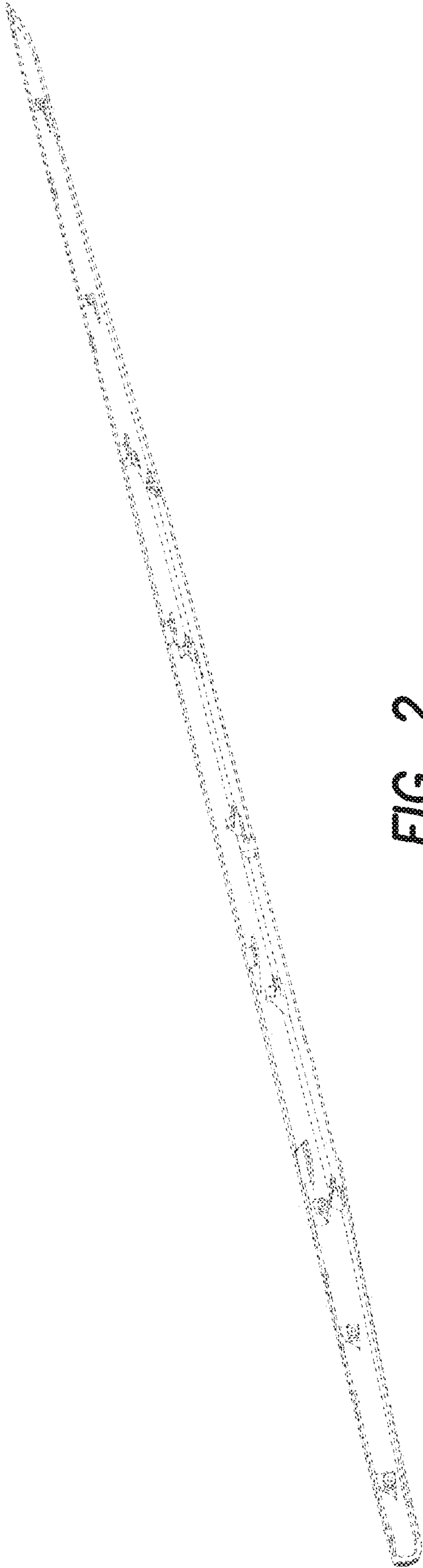


FIG. 2

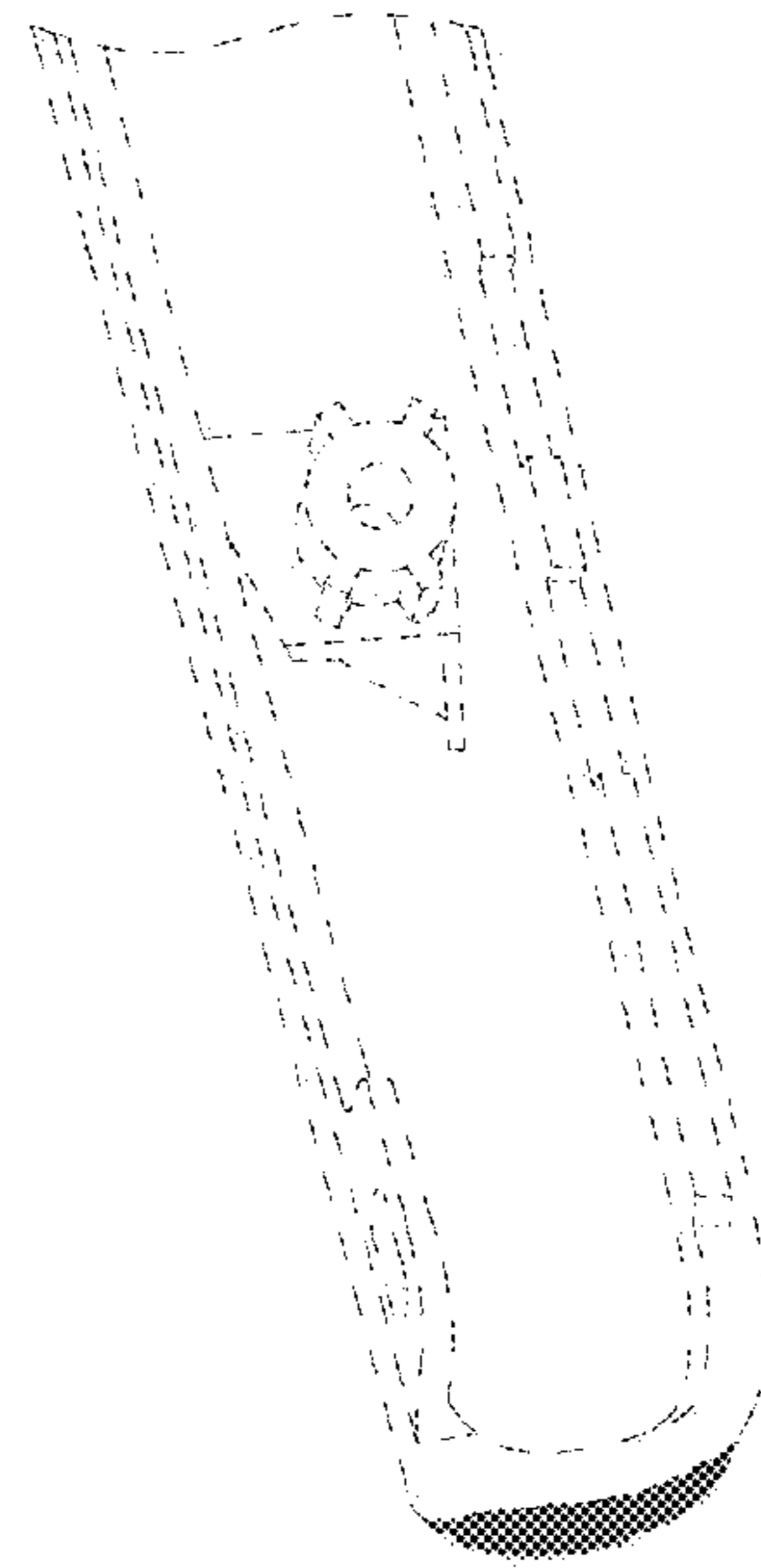


FIG. 9



FIG. 3




FIG. 4

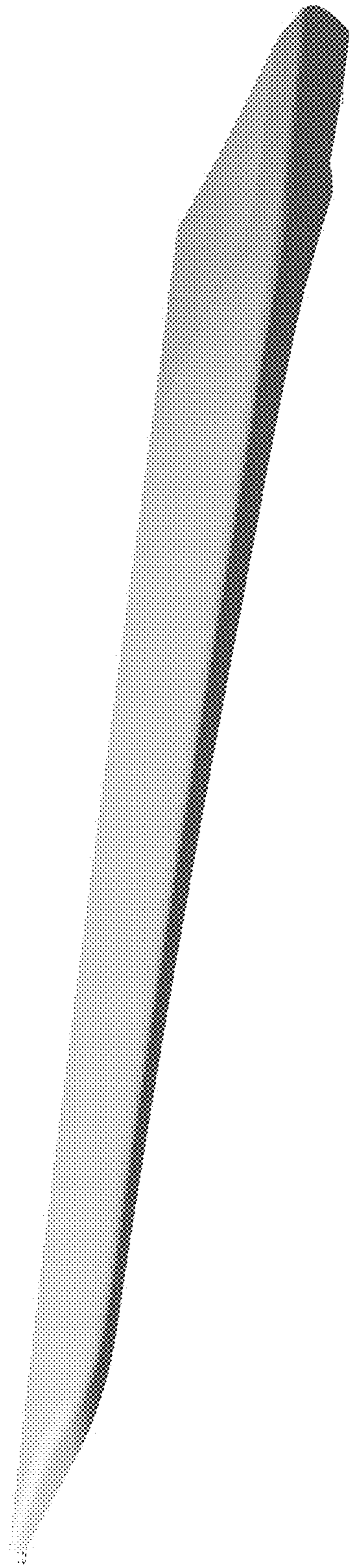


FIG. 5

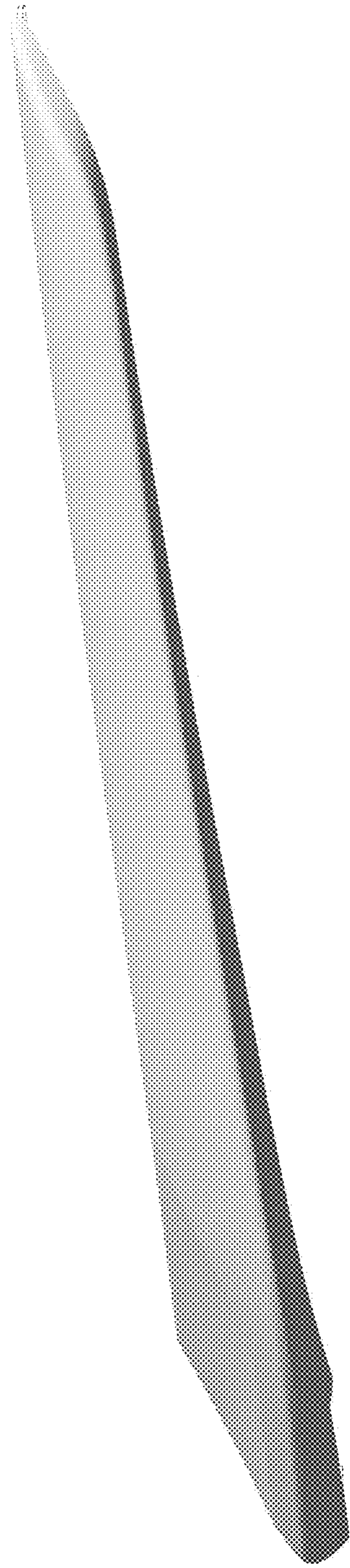


FIG. 6

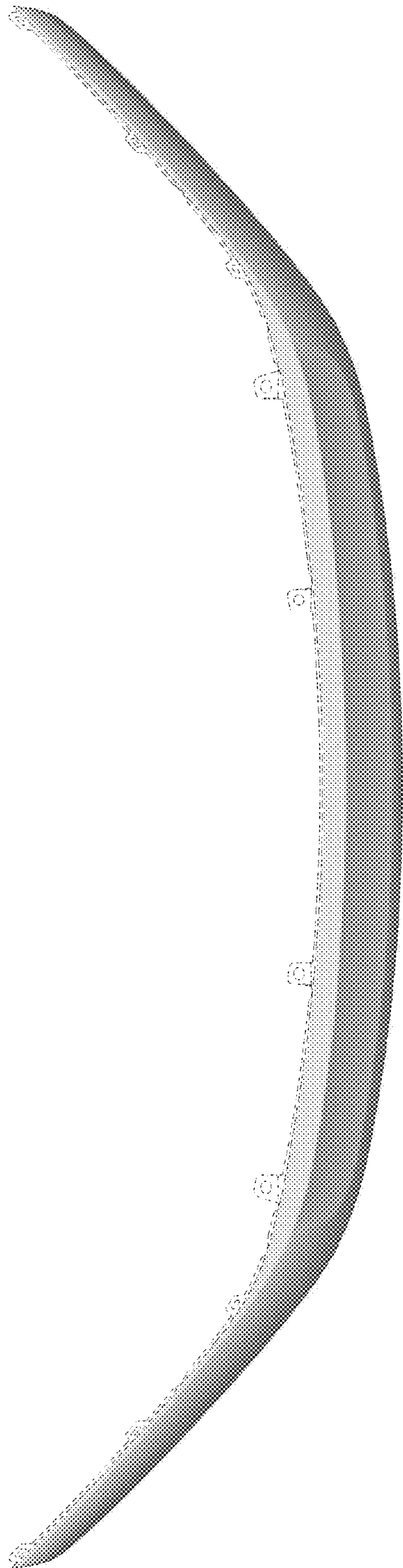


FIG. 7




FIG. 8