

US00D932936S

(12) **United States Design Patent** (10) **Patent No.:** **US D932,936 S**
Busbice (45) **Date of Patent:** **** Oct. 12, 2021**

(54) **TAXIDERMY MOUNT**
(71) Applicant: **Matt Busbice**, Broussard, LA (US)
(72) Inventor: **Matt Busbice**, Broussard, LA (US)
(**) Term: **15 Years**
(21) Appl. No.: **29/647,691**
(22) Filed: **May 15, 2018**
(51) **LOC (13) Cl.** **11-02**
(52) **U.S. Cl.**
USPC **D11/132; D11/135**
(58) **Field of Classification Search**
USPC D11/131, 132, 133, 135; D6/300, 304;
428/542.2, 542.4, 913.3
CPC B44C 5/00; B44C 5/02
See application file for complete search history.

9,388,565 B2 * 7/2016 Gaudreau E04D 1/2918
D763,729 S * 8/2016 Martella D11/131
D884,364 S * 5/2020 Guo D6/300
D891,980 S * 8/2020 Busbice D11/132
D899,636 S * 10/2020 Heatherly D25/141
(Continued)

OTHER PUBLICATIONS

“Barge shipwreck piece on display in Petersburg library”, available Dec. 12, 2019, [online], [site visited Dec. 20, 2020]. Available from internet, URL: <https://www.kfsk.org/2019/12/12/barge-shipwreck-piece-on-display-in-petersburg-library/> (Year: 2019).*

(Continued)

Primary Examiner — W. A. Teddy Falloway
(74) *Attorney, Agent, or Firm* — Skinner and Associates;
Joel D. Skinner, Jr.

(57) **CLAIM**

The ornamental design for a taxidermy mount, as shown and described.

(56) **References Cited**

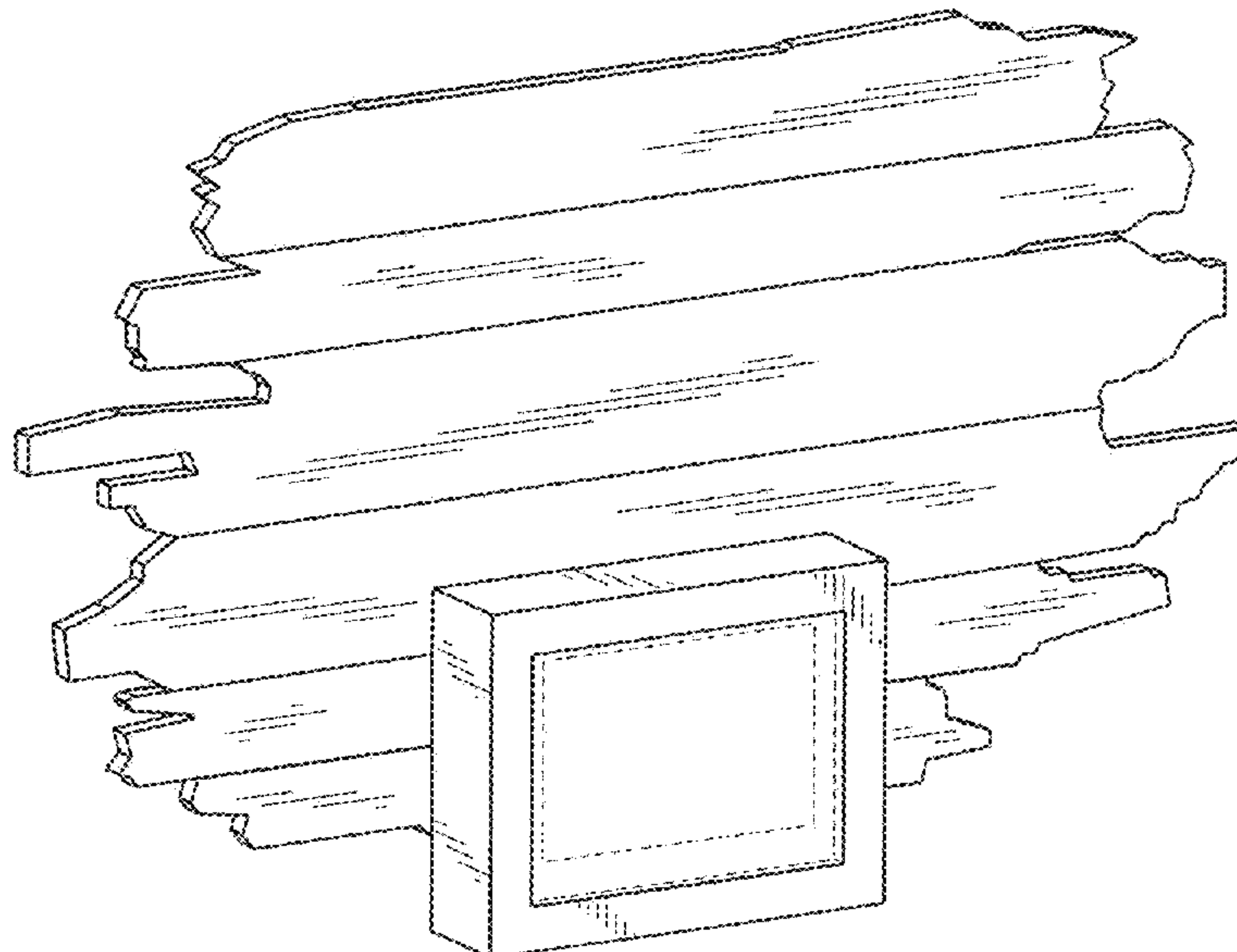
U.S. PATENT DOCUMENTS

D239,295 S *	3/1976	Dougherty	D25/150
D257,178 S *	9/1980	Nasvik	D25/150
D273,232 S *	3/1984	Roberts	D25/136
D275,091 S *	8/1984	Roberts	D11/157
D280,714 S *	9/1985	Heap	D11/157
D343,373 S *	1/1994	Nelson	D11/133
5,453,307 A *	9/1995	Rezmer	B44C 5/02 428/16
D369,118 S *	4/1996	Bourcy	D11/131
D398,710 S *	9/1998	Gonzalez	D25/138
D466,437 S *	12/2002	Lai	D11/131
D518,409 S *	4/2006	Vaughan	D11/133
D530,654 S *	10/2006	Gaines	D12/181
D557,630 S *	12/2007	Williams	D11/133
D595,872 S *	7/2009	Dunn	D25/164
D608,914 S *	1/2010	Heatherly	D25/138
D645,163 S *	9/2011	Arseniu	D25/113
D657,892 S *	4/2012	Cluthe	D25/140
D668,358 S *	10/2012	Elmaagacli	D25/151
D739,298 S *	9/2015	Montvila	D11/157
D756,263 S *	5/2016	Trigg	D11/133

DESCRIPTION

FIG. 1 is a perspective view of a taxidermy mount showing an embodiment of the design of the invention.
FIG. 2 is a front view thereof.
FIG. 3 is a back view thereof.
FIG. 4 is a side view thereof.
FIG. 5 is an opposite side view thereof.
FIG. 6 is a top view thereof.
FIG. 7 is a bottom view thereof; and,
FIG. 8 is another front view thereof, showing the taxidermy mount in use.
The broken lines showing a preserved fish illustrate environmental structure. All other broken lines illustrate portions of the taxidermy mount. The broken lines form no part of the claimed design.

1 Claim, 5 Drawing Sheets



(56)

References Cited

U.S. PATENT DOCUMENTS

2005/0210811 A1* 9/2005 Nasvik E04F 13/147
52/596
2006/0156668 A1* 7/2006 Nasvik B32B 3/30
52/516
2016/0288562 A1* 10/2016 Martella B44D 3/18

OTHER PUBLICATIONS

“Baton Rouge 14-year-old brings Halloween vision to her front yard”, available Oct. 19, 2020, [online], [site visited Dec. 20, 2020]. Available from internet, URL: <https://www.brproud.com/news/baton-rouge-14-year-old-brings-halloween-vision-to-her-front-yard/> (Year: 2020).*

Bartholdy, Mike; MMR’s Digital Plaque Master Antler Mounting Kit, The Outdoor Wire, Jul. 20, 2016.

* cited by examiner

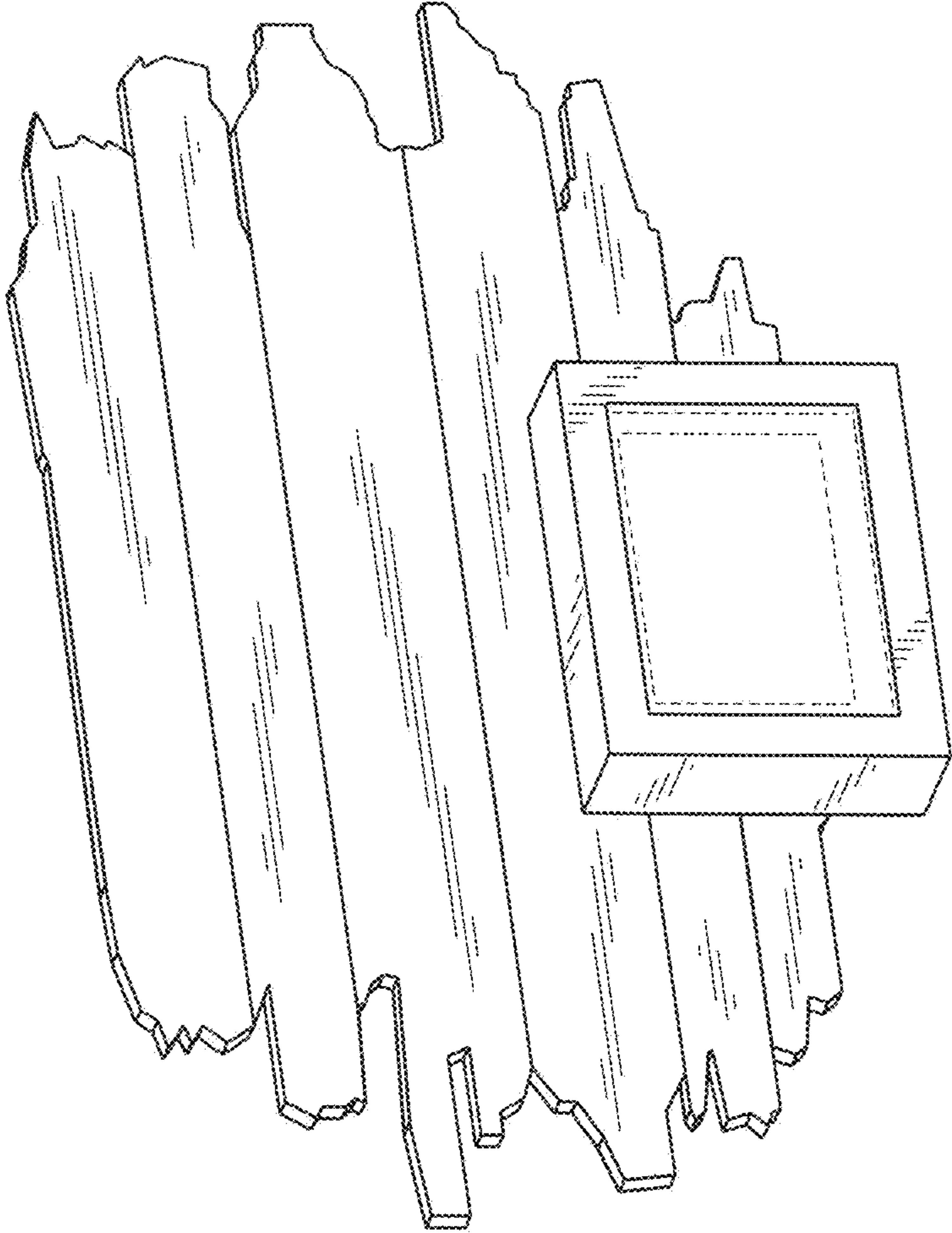


FIG. 1

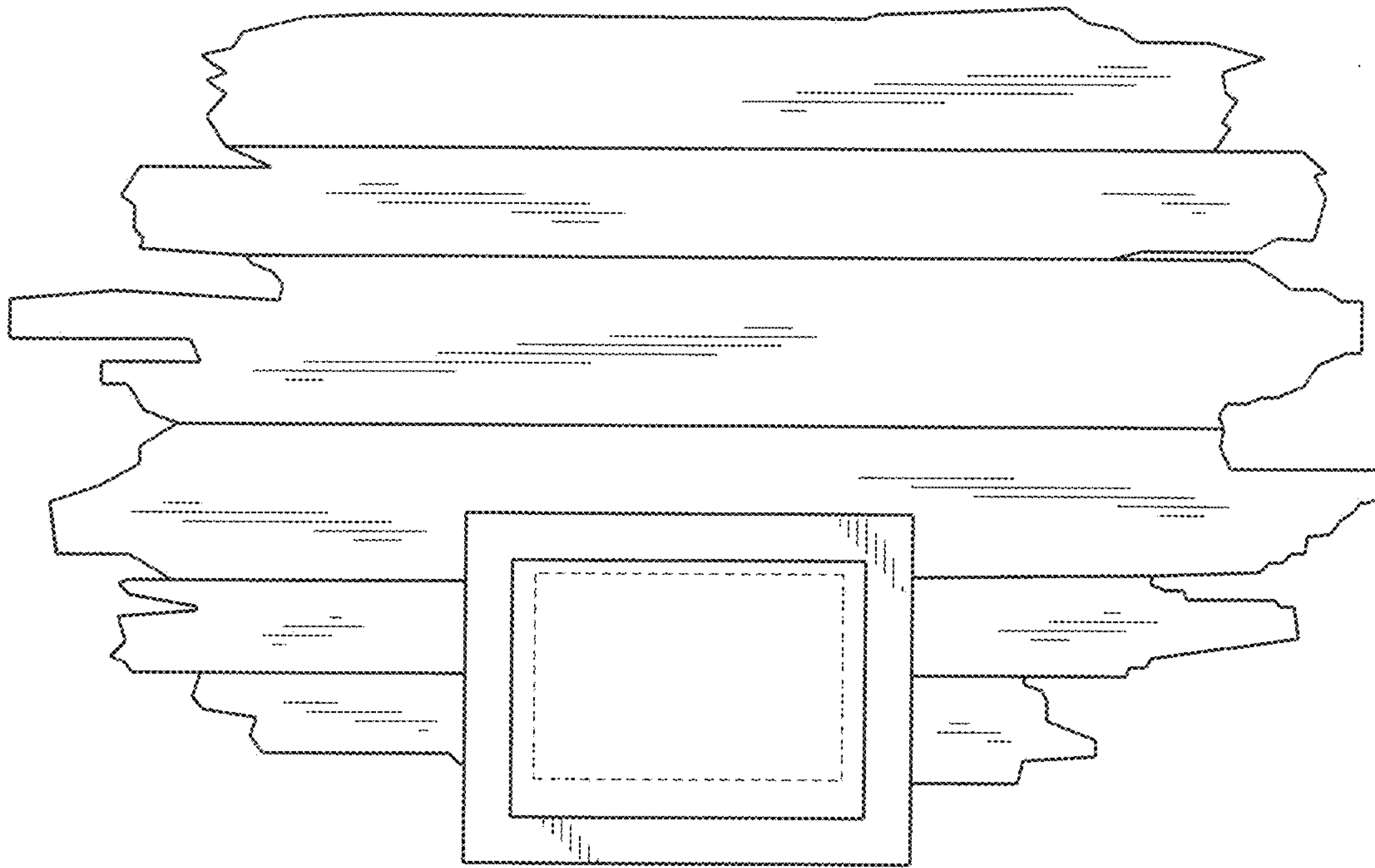


FIG. 2

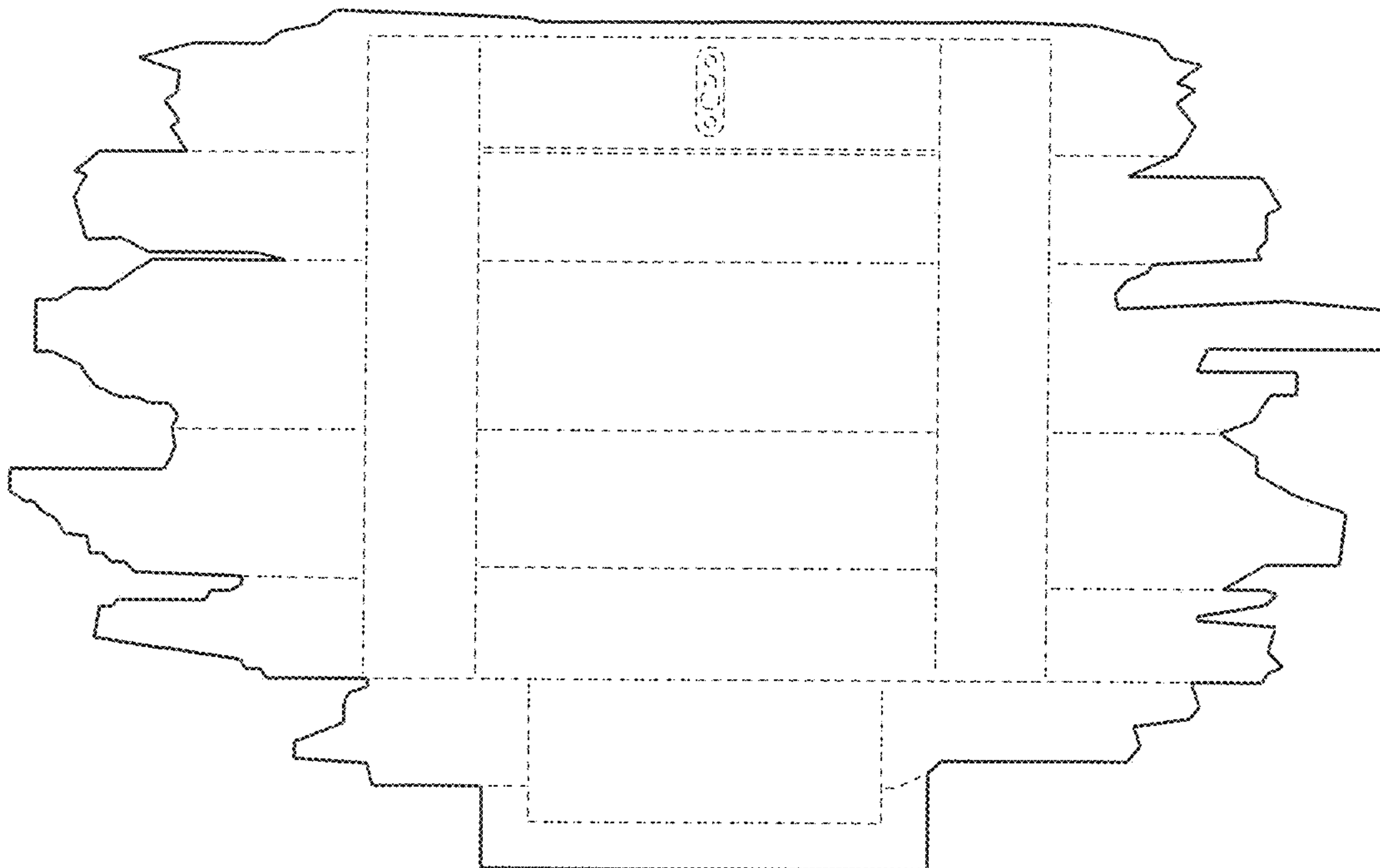


FIG. 3

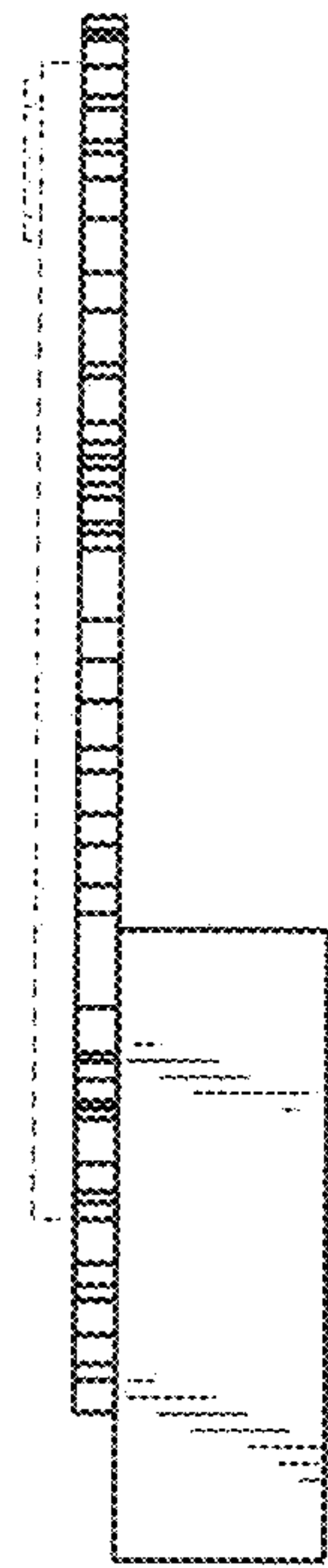


FIG. 4

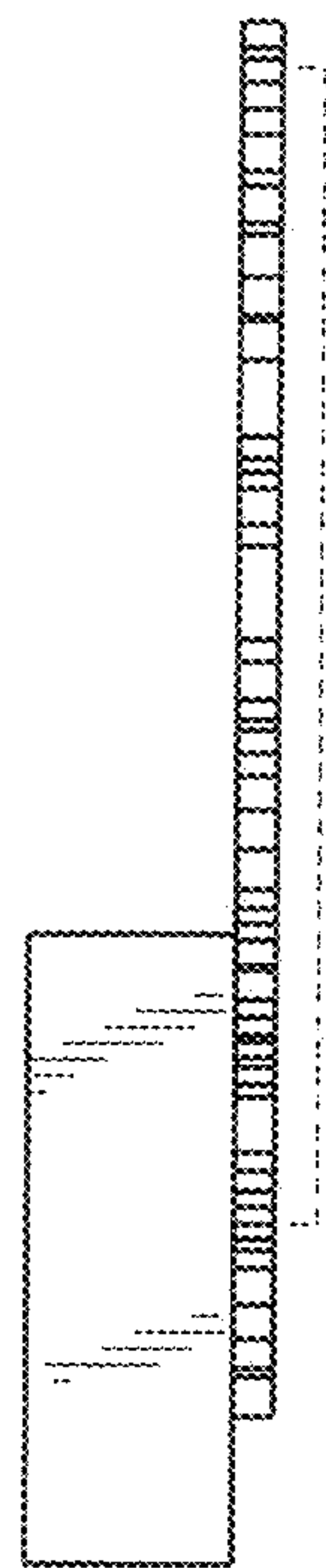


FIG. 5




FIG. 6




FIG. 7

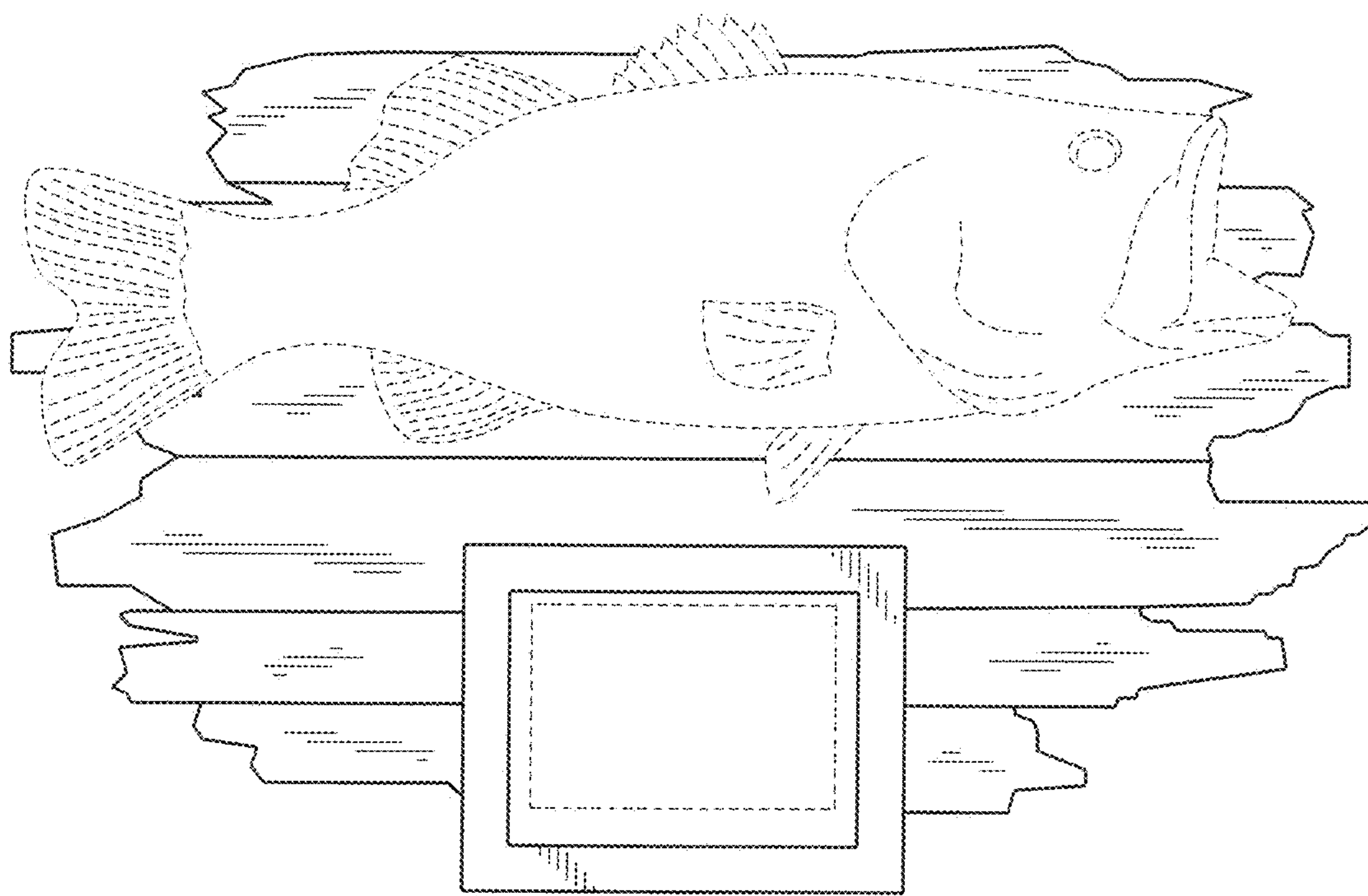


FIG. 8