



US00D932921S

(12) **United States Design Patent** (10) **Patent No.:** **US D932,921 S**  
**Rosenbrien** (45) **Date of Patent:** **\*\* Oct. 12, 2021**

(54) **PACKAGE**  
(71) Applicant: **WestRock Packaging Systems, LLC**,  
Atlanta, GA (US)  
(72) Inventor: **Cullen B. Rosenbrien**, Richmond, VA  
(US)  
(73) Assignee: **WESTROCK PACKAGING**  
**SYSTEMS, LLC**, Atlanta, GA (US)

5,011,006 A 4/1991 Anderson  
5,540,381 A 7/1996 Davis  
6,092,664 A 7/2000 Bartosek  
D582,791 S \* 12/2008 Elmerhaus ..... D9/721  
D620,353 S \* 7/2010 Block ..... D9/433  
D620,354 S \* 7/2010 Block ..... D9/433  
D635,852 S 4/2011 Jenkins  
D639,679 S \* 6/2011 Kissner ..... D9/739  
D665,271 S \* 8/2012 Halty ..... D9/711  
D693,242 S \* 11/2013 Birchmeier ..... D9/711  
8,607,986 B2 \* 12/2013 Lipinski ..... B65D 77/0433  
206/762  
D699,591 S \* 2/2014 Malley ..... D9/711

(\*\*) Term: **15 Years**  
(21) Appl. No.: **29/713,403**

(22) Filed: **Nov. 15, 2019**  
(51) **LOC (13) Cl.** ..... **09-05**  
(52) **U.S. Cl.**  
USPC ..... **D9/711**  
(58) **Field of Classification Search**  
USPC ..... D9/414-420, 421-433, 434, 442, 445,  
D9/456, 542, 563, 600, 614-624, 707,  
D9/708, 711, 754, 759; D3/273, 276,  
D3/304, 309-313; D7/601, 602, 709  
CPC ..... B65D 5/00; B65D 5/001; B65D 5/0027;  
B65D 5/0254; B65D 5/18; B65D 5/38;  
B65D 5/40; B65D 5/2033; B65D  
5/48024; B65D 5/6605; B65D 1/22;  
B65D 1/24; B65D 1/34; B65D 77/0433;  
B65D 65/22; B65D 5/5021; B65D 85/30;  
B65D 50/04; B65D 50/045; B65D 71/16;  
B65B 5/06  
See application file for complete search history.

FOREIGN PATENT DOCUMENTS

GB 2036190 \* 1/1994  
JP 2012240711 A 12/2012

*Primary Examiner* — Susan Bennett Hattan  
*Assistant Examiner* — Omeed Agilee  
(74) *Attorney, Agent, or Firm* — Brian J. Goldberg

(57) **CLAIM**

What is claimed is the ornamental design for a package, as shown and described.

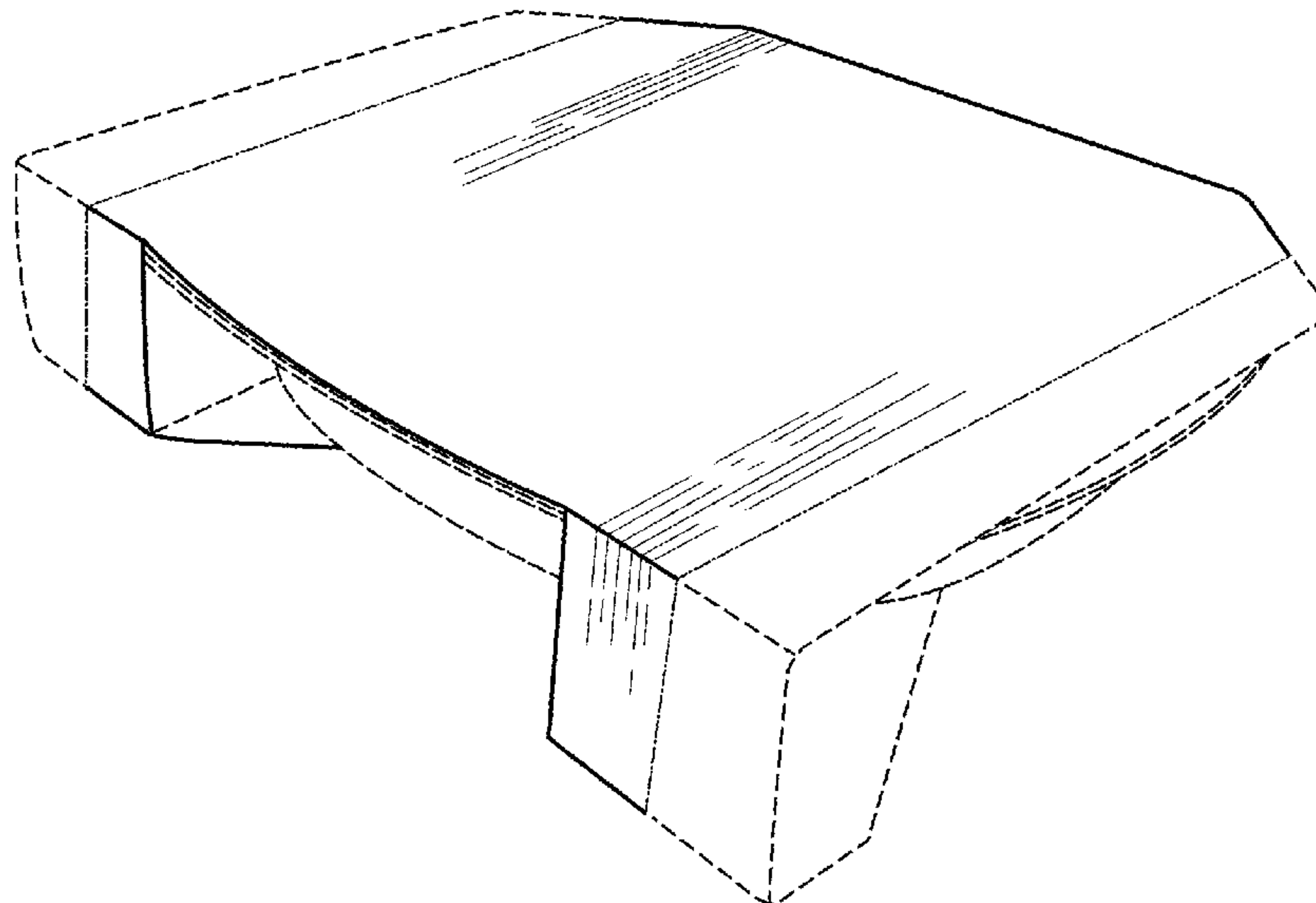
**DESCRIPTION**

FIG. 1 is a top-front perspective view of a package according to the disclosure;  
FIG. 2 is a rear elevation view of the package of FIG. 1;  
FIG. 3 is a front elevation view of the package of FIG. 1;  
FIG. 4 is a top plan view of the package of FIG. 1;  
FIG. 5 is a bottom plan view of the package of FIG. 1;  
FIG. 6 is a side elevation view of the package of FIG. 1; and,  
FIG. 7 is a top-rear perspective view of the package of FIG. 1.

The dash lines depict environmental subject matter only and form no part of the claimed design. The dot dash lines depict the boundaries of the claim and form no part thereof.

**1 Claim, 7 Drawing Sheets**

(56) **References Cited**  
U.S. PATENT DOCUMENTS  
2,857,048 A 10/1958 Johnson  
3,411,696 A 11/1968 Ayer et al.  
3,443,681 A 5/1969 Wysocki  
3,604,614 A 9/1971 Sternfeld  
3,773,170 A 11/1973 Rossi



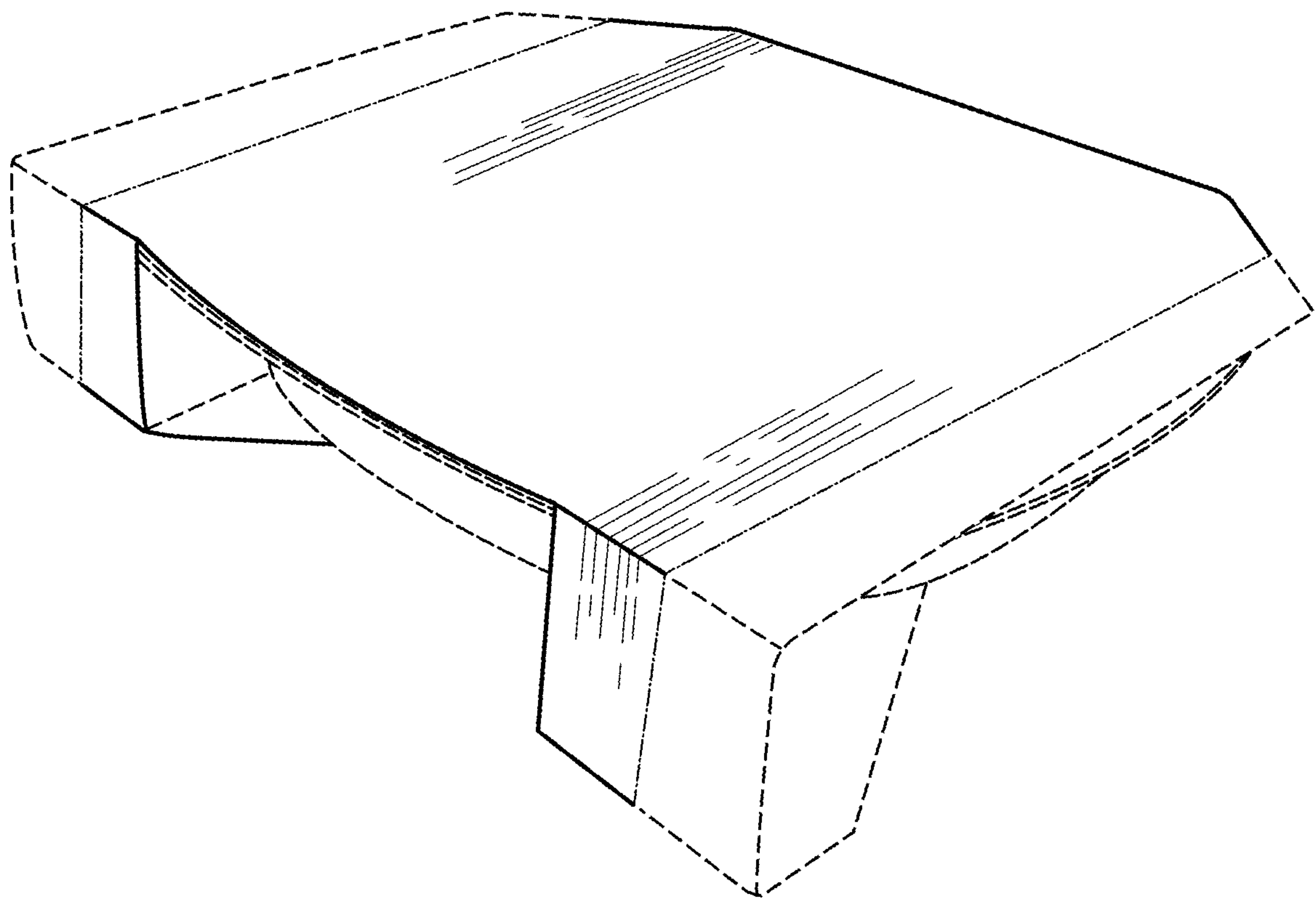
(56)

**References Cited**

U.S. PATENT DOCUMENTS

D710,213 S *	8/2014	Birchmeier .....	D9/711
D742,759 S *	11/2015	Ryan .....	D9/711
D760,036 S *	6/2016	Hucuptan .....	D9/737
D798,736 S *	10/2017	Shoshan .....	D9/711
D804,301 S *	12/2017	Aono .....	D9/430
D828,766 S *	9/2018	Latour .....	D9/711
D830,852 S *	10/2018	Sill .....	D9/711
D858,270 S *	9/2019	Requena .....	D9/420

\* cited by examiner



**FIG. 1**



*FIG. 2*



*FIG. 3*

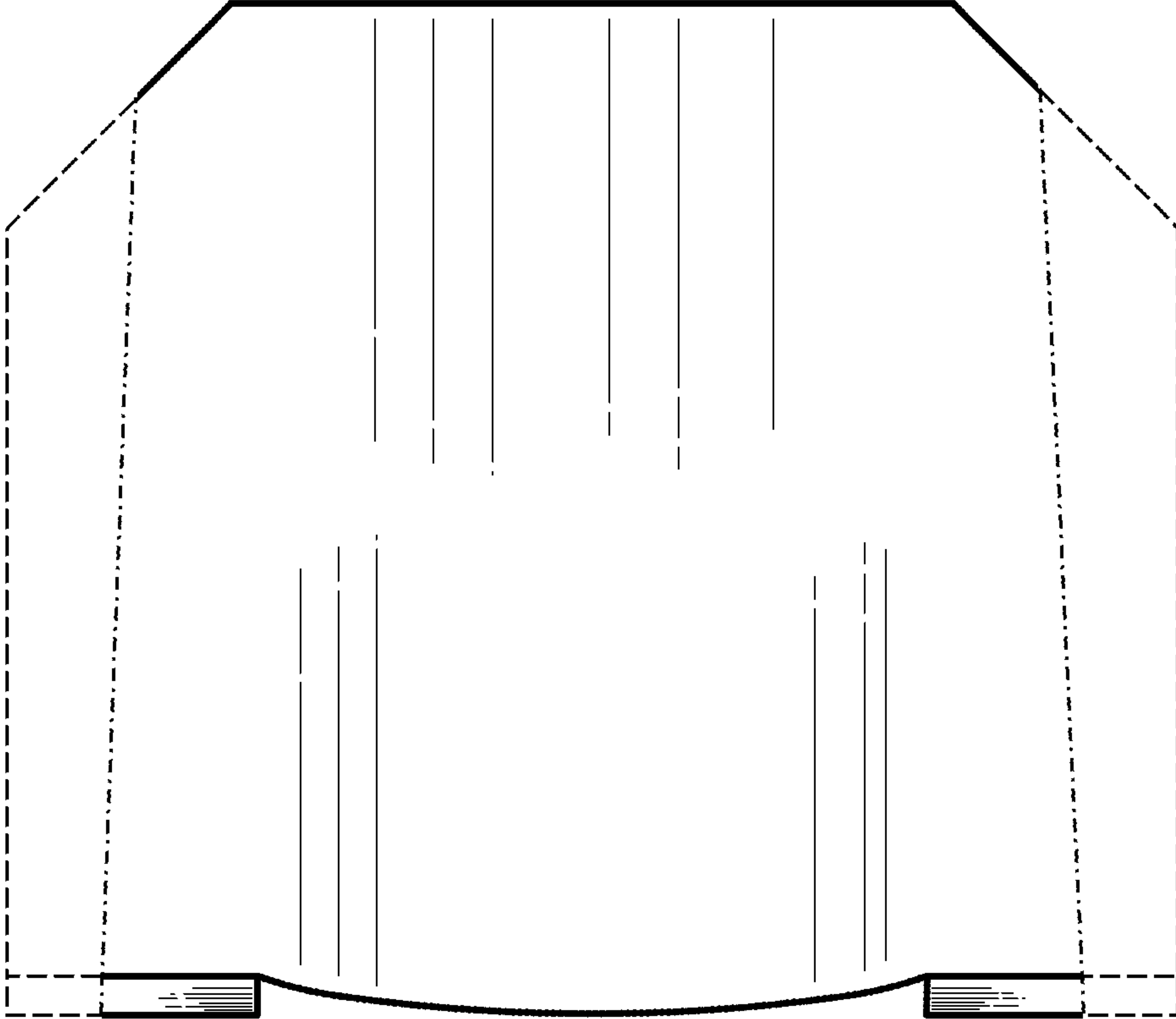


FIG. 4

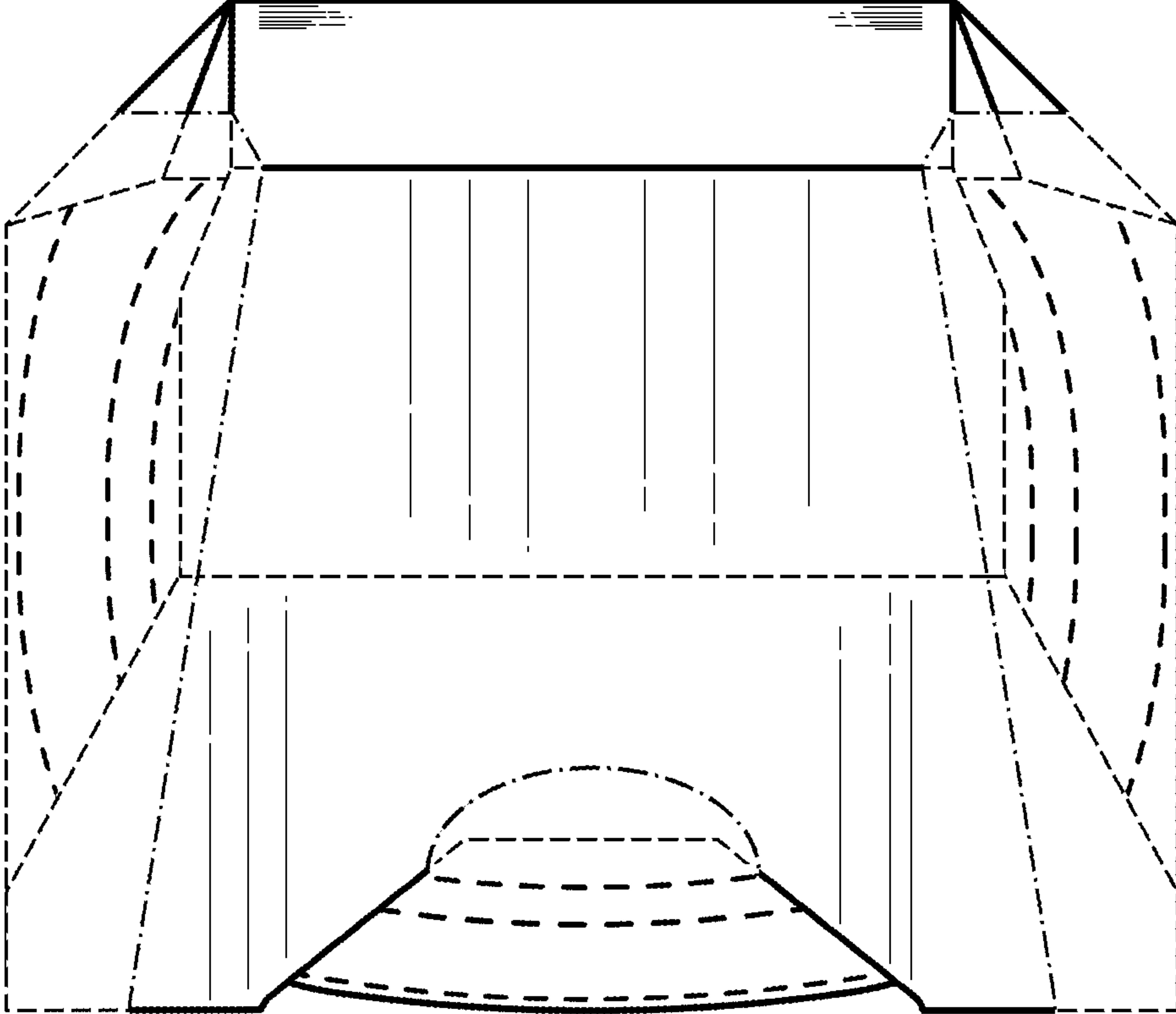

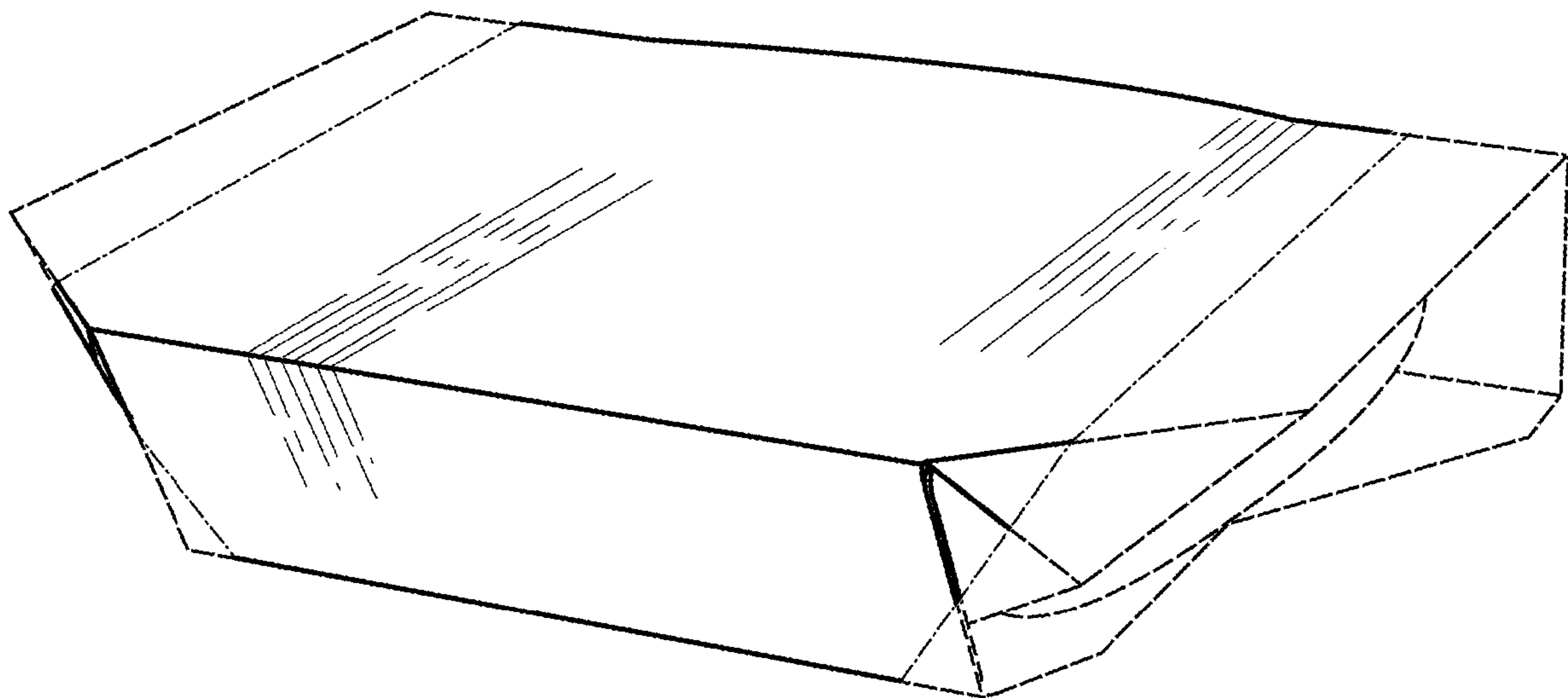


FIG. 5



*FIG. 6*





*FIG. 7*