



US00D932907S

(12) **United States Design Patent**
Cox et al.

(10) **Patent No.:** **US D932,907 S**
(45) **Date of Patent:** **** Oct. 12, 2021**

(54) **DISPENSING BOTTLE**

FOREIGN PATENT DOCUMENTS

(71) Applicant: **Henkel IP & Holding GmbH**,
Duesseldorf (DE)

CN 303205468 * 5/2015
CN 305193695 * 6/2019

(Continued)

(72) Inventors: **Peter Cox**, Dublin (IE); **Glenn Doogan**, Dublin (IE); **Peter O'Sullivan**, Dublin (IE); **Jason Tilk**, Cleveland Heights, OH (US); **Maynard Payumo**, Parma, OH (US)

OTHER PUBLICATIONS

Loctite, Jul. 15, 2020, Loctite Youtube Page Video Post, URL:<https://www.youtube.com/watch?v=2J8vesV5fRU> (Year: 2020).*

(Continued)

(73) Assignee: **Henkel IP & Holding GmbH**,
Duesseldorf (DE)

Primary Examiner — Brett Miller

Assistant Examiner — Rani J Abdallah

(**) Term: **15 Years**

(74) *Attorney, Agent, or Firm* — Steven C. Bauman

(21) Appl. No.: **29/696,787**

(57) **CLAIM**

The ornamental design for a dispensing bottle, as shown and described.

(22) Filed: **Jul. 1, 2019**

(51) **LOC (13) Cl.** **09-01**

(52) **U.S. Cl.**

USPC **D9/550**; D9/563; D9/574

(58) **Field of Classification Search**

USPC D9/500, 516, 521, 530, 536, 542, 544,
D9/549, 550, 556, 558, 559, 562, 563,
D9/565, 572, 573, 574, 575, 552, 560,
D9/571, 557; D4/114; D7/590

CPC B65D 1/0223; B65D 23/102; B65D
2501/0081; B65D 2501/0036; B65D
79/005; B65D 1/44; C08L 33/08; A61J
1/03; A61J 1/00

See application file for complete search history.

DESCRIPTION

FIG. 1 is a front, top, and right side perspective view of a dispensing bottle showing our new design;

FIG. 2 is a front view thereof;

FIG. 3 is a rear view thereof;

FIG. 4 is a left view thereof;

FIG. 5 is a right view thereof;

FIG. 6 is a top view thereof;

FIG. 7 is a bottom view thereof;

FIG. 8 is a front, top, and right side perspective view of a dispensing bottle showing our new design according to another embodiment;

FIG. 9 is a front view thereof;

FIG. 10 is a rear view thereof;

FIG. 11 is a left view thereof;

FIG. 12 is a right view thereof;

FIG. 13 is a top view thereof; and,

FIG. 14 is a bottom view thereof.

The broken lines depict environment and form no part of the claimed design.

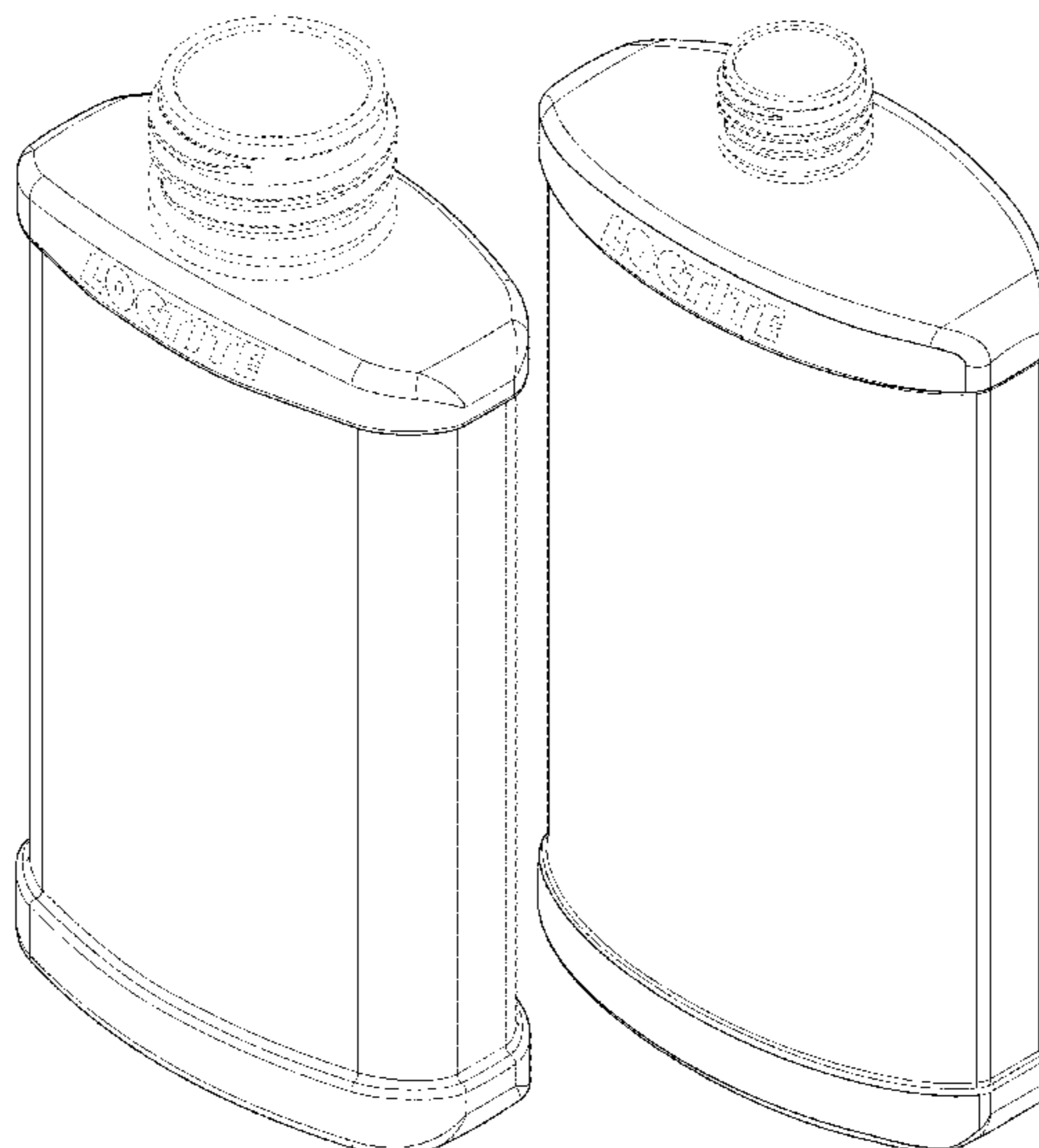
(56) **References Cited**

U.S. PATENT DOCUMENTS

184,593 A 11/1876 Curtice
1,602,391 A 10/1926 Creaver
D109,928 S 5/1938 Williams
D176,975 S 2/1956 Chilton
D254,773 S * 4/1980 Kretz D9/542

(Continued)

1 Claim, 10 Drawing Sheets



(56)

References Cited

U.S. PATENT DOCUMENTS

D260,367 S * 8/1981 Grip D9/573
 D278,515 S * 4/1985 Adams D9/573
 D279,261 S * 6/1985 Blocksom D9/573
 D286,986 S * 12/1986 Rader D9/573
 D290,342 S * 6/1987 Lyons D9/571
 D309,714 S * 8/1990 Biesecker D9/542
 D316,225 S 4/1991 Edstrom et al.
 D319,582 S * 9/1991 Crawford D9/575
 5,156,285 A 10/1992 Zogg et al.
 D333,435 S * 2/1993 Blair D9/574
 D348,613 S * 7/1994 Gonda D9/574
 5,435,451 A 7/1995 Dyer
 D367,010 S * 2/1996 Moore D9/542
 D372,675 S * 8/1996 Pollard D9/542
 D394,211 S 5/1998 Kuzma et al.
 6,129,802 A 10/2000 Key
 6,536,977 B1 3/2003 Hammel
 D505,078 S 5/2005 Fischer et al.
 6,913,405 B2 7/2005 Fischer et al.
 6,997,337 B1 2/2006 Wurster
 D528,429 S 9/2006 Bartel

D529,814 S * 10/2006 Winkler D9/563
 D533,456 S 12/2006 Schuller et al.
 D614,036 S 4/2010 Gedanke
 D619,471 S * 7/2010 Graunstadt D9/556
 2001/0022291 A1 9/2001 Shimada et al.
 2005/0189314 A1 9/2005 Carbone
 2007/0090083 A1 10/2007 Trude
 2009/0255893 A1 10/2009 Zummo et al.
 2013/0008913 A1 1/2013 Boukobza
 2015/0158620 A1 6/2015 Sekiguchi et al.
 2020/0198826 A1 6/2020 Xoy et al.

FOREIGN PATENT DOCUMENTS

KR 300423334.0000 * 9/2006
 KR 3020180001616 * 12/2018

OTHER PUBLICATIONS

New Pocking, Feb. 28, 2020, Henkel website post, URL:https://www.henkel-adhesives.com/uk/en/product/threadlockers/loctite_222.html (Year: 2020).*

* cited by examiner

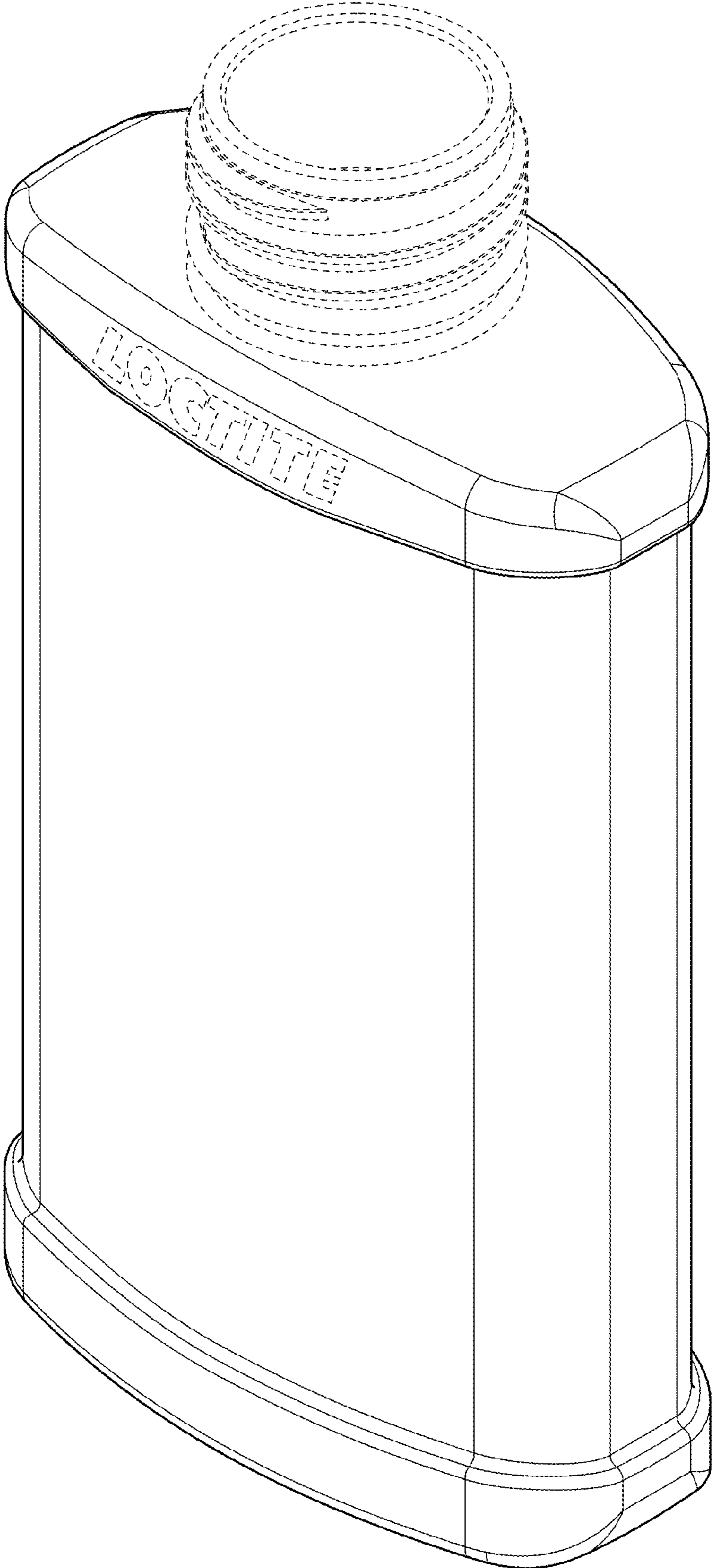


FIG. 1




FIG. 2




FIG. 3




FIG. 4




FIG. 5

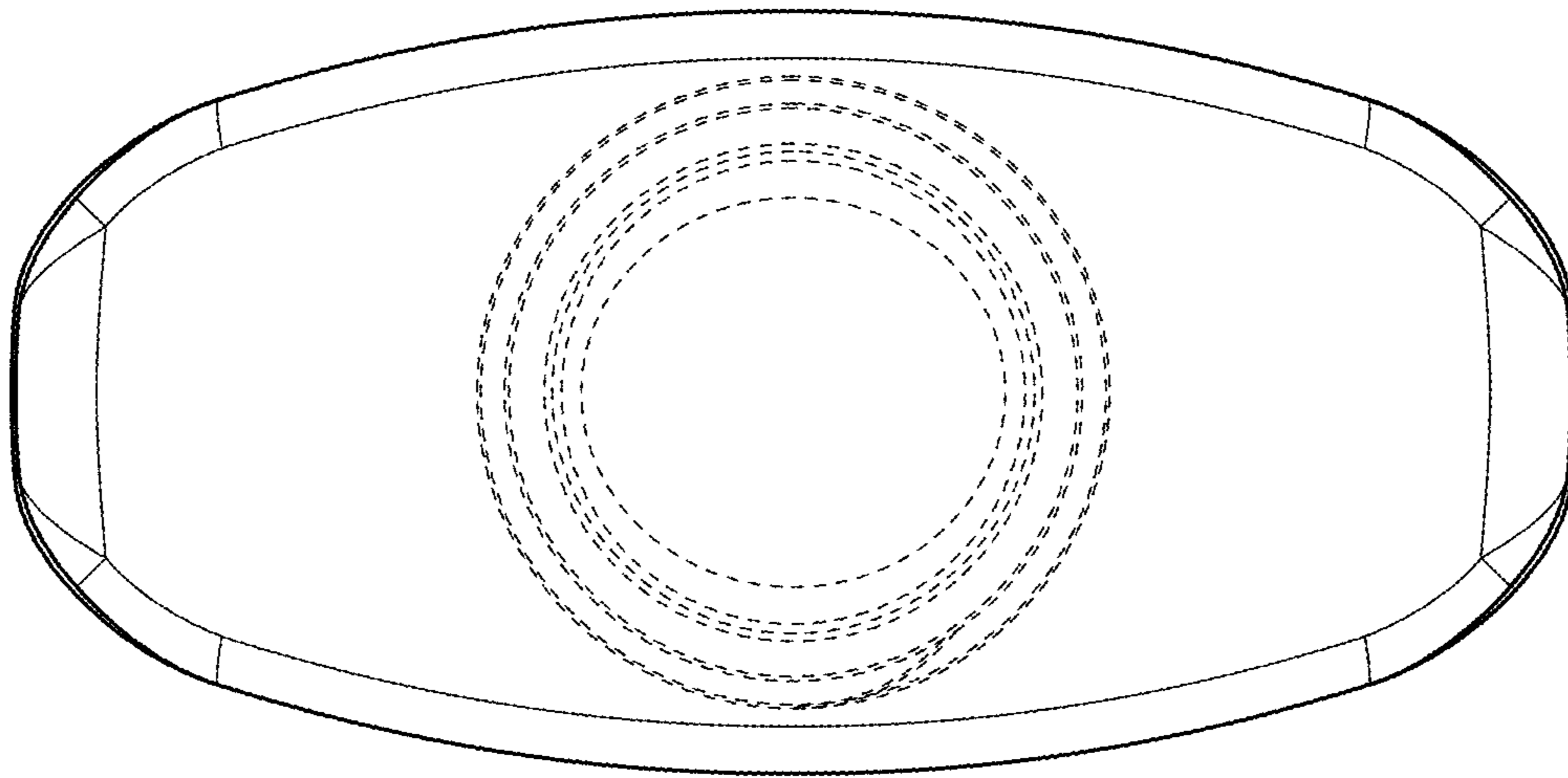


FIG. 6

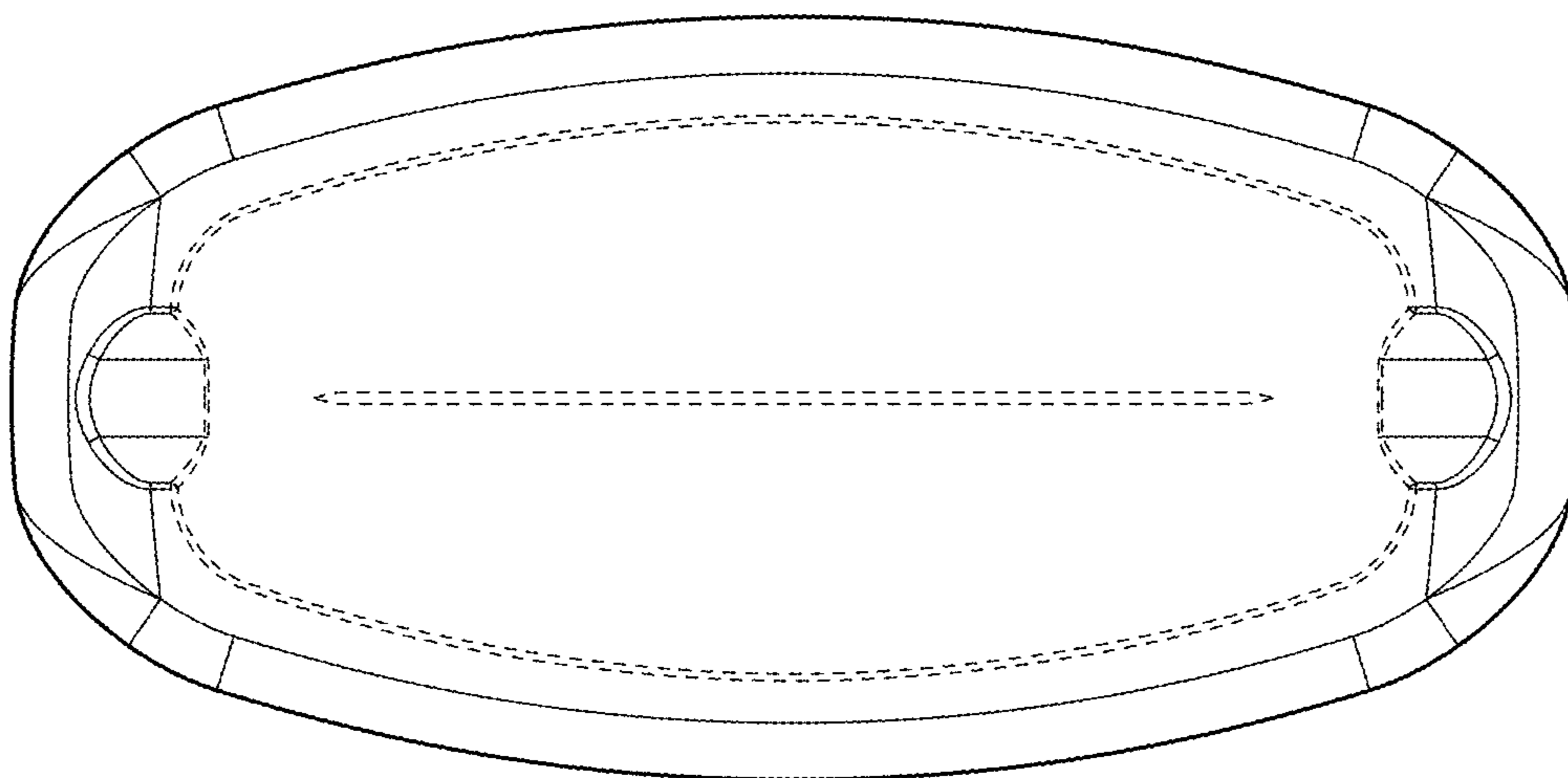


FIG. 7

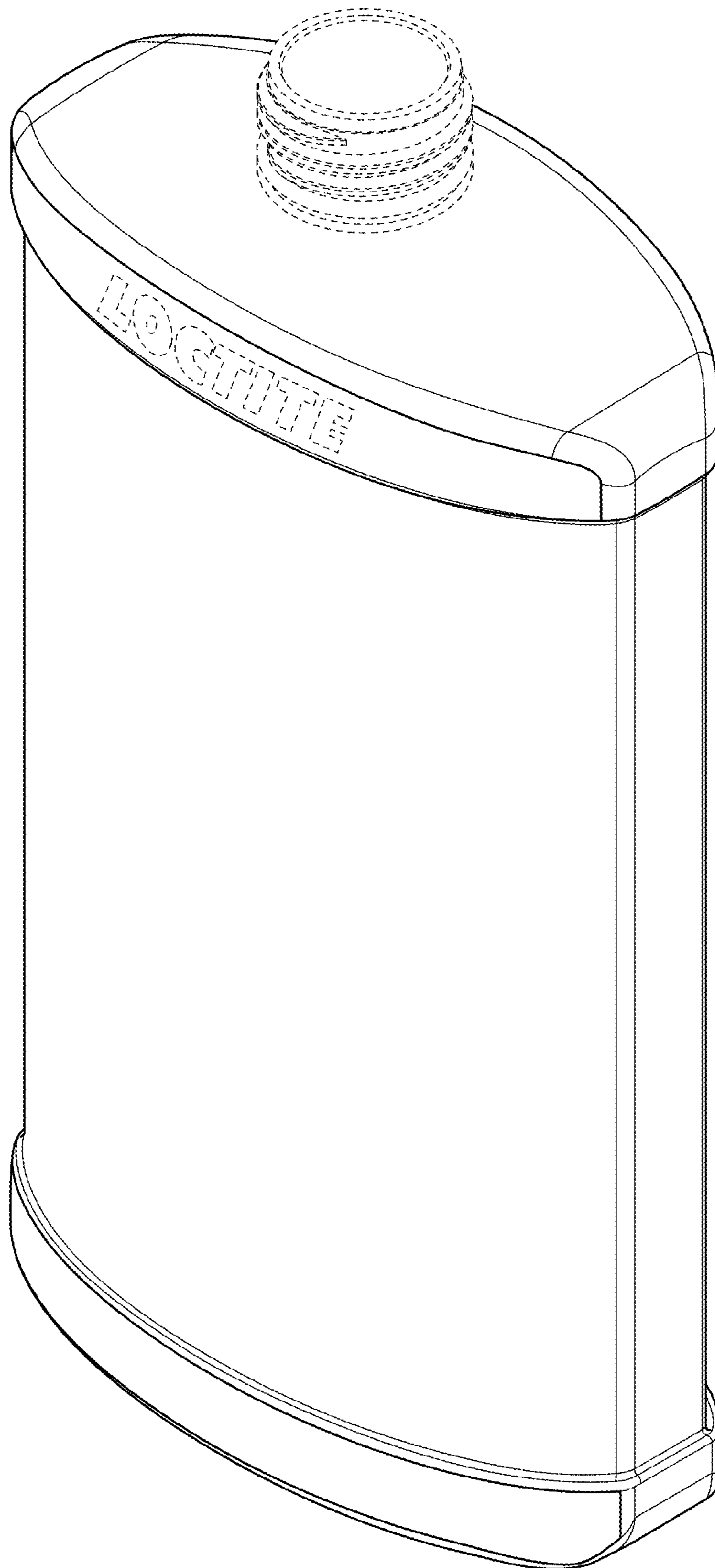


FIG. 8




FIG. 9




FIG. 10




FIG. 11




FIG. 12

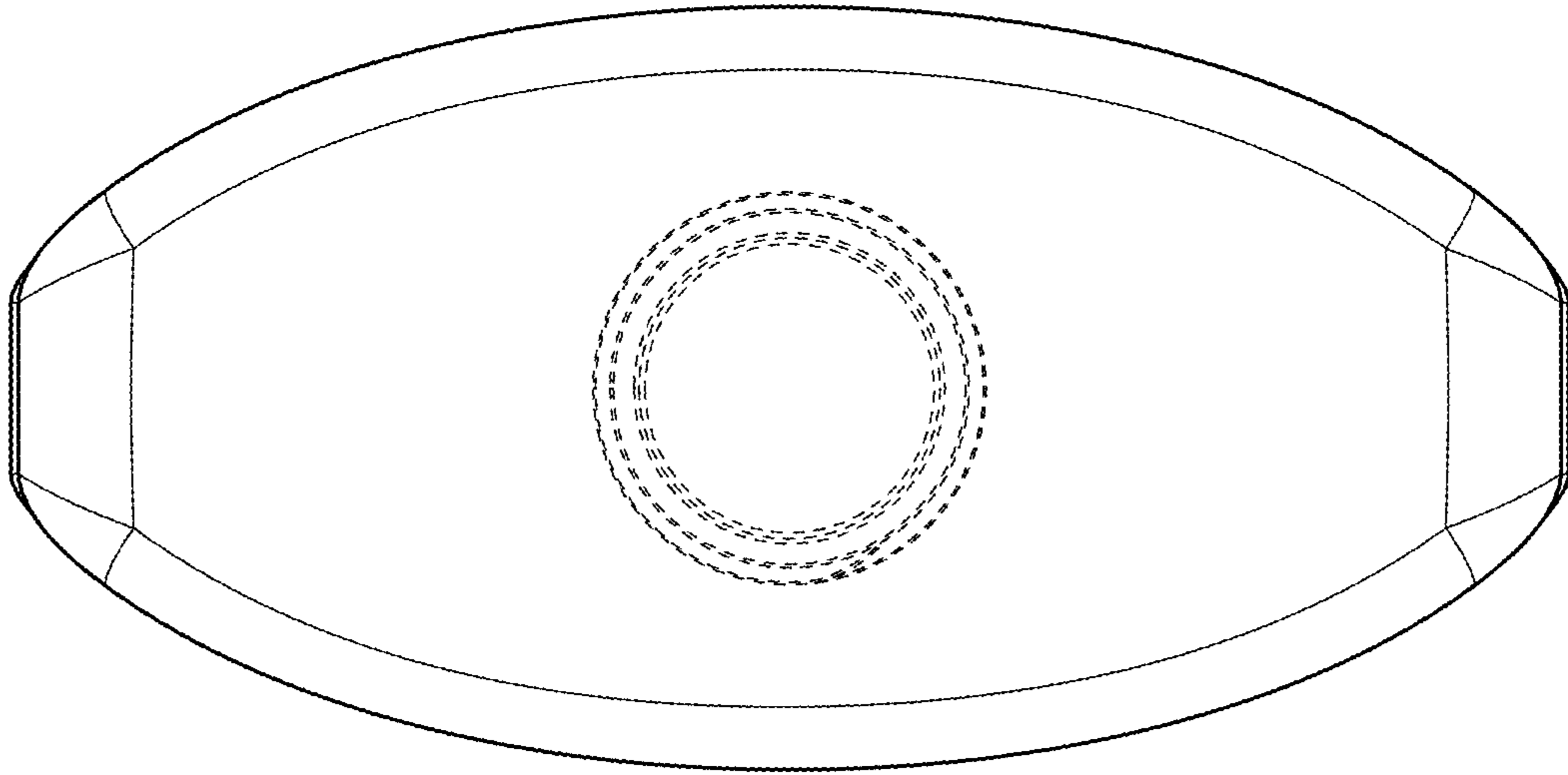


FIG. 13

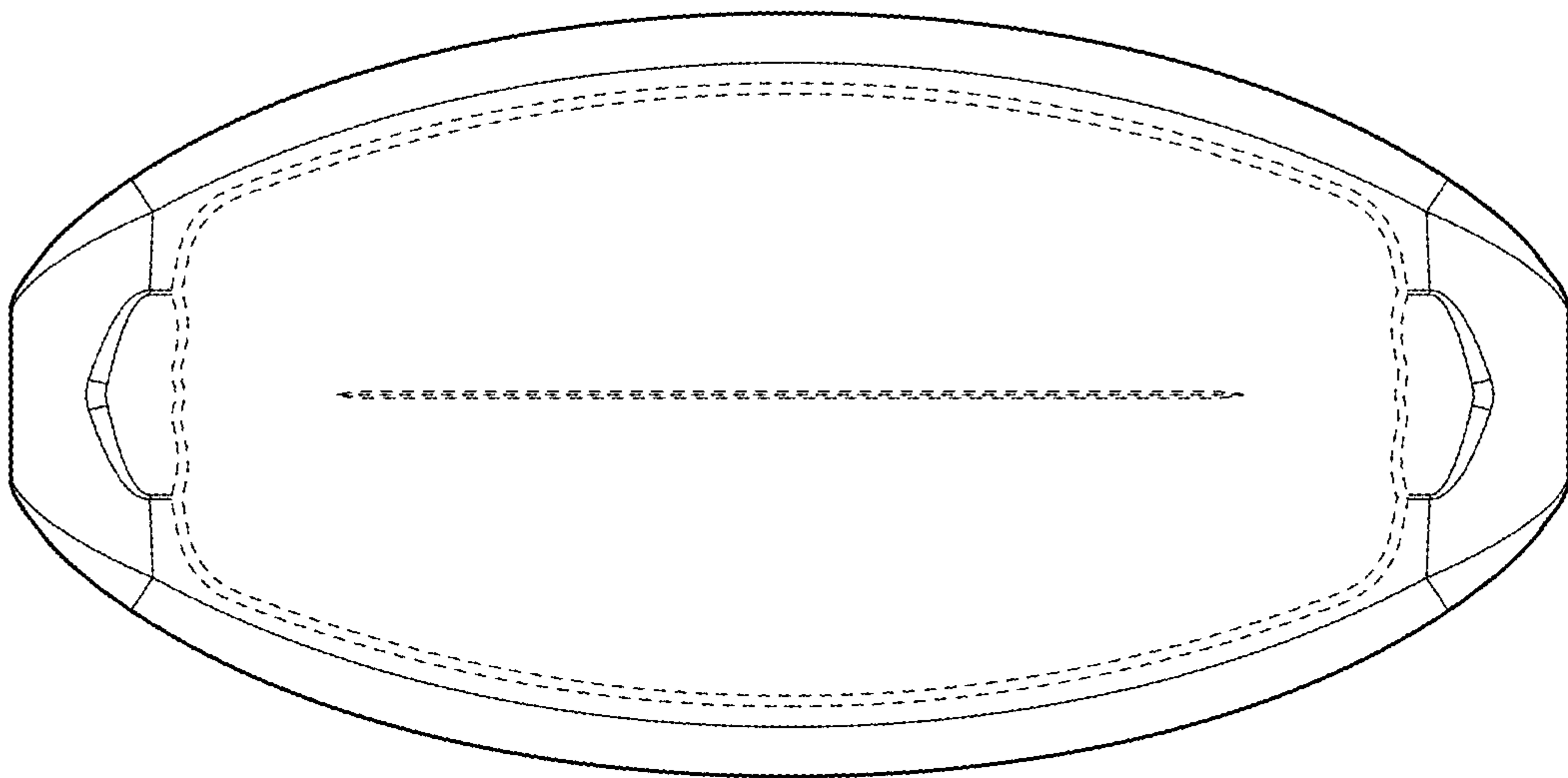


FIG. 14