



US00D932850S

(12) **United States Design Patent** (10) **Patent No.:** **US D932,850 S**  
**Jondal et al.** (45) **Date of Patent:** **\*\* Oct. 12, 2021**

(54) **CUTLERY**  
(71) Applicant: **World Centric**, Rohnert, CA (US)  
(72) Inventors: **Viktor Jondal**, Täby (SE); **Aseem Das**, Petaluma, CA (US)  
(73) Assignee: **World Centric**, Rohnert Park, CA (US)  
(\*\*) Term: **15 Years**  
(21) Appl. No.: **29/738,646**  
(22) Filed: **Jun. 18, 2020**  
(51) **LOC (13) Cl.** ..... **07-03**  
(52) **U.S. Cl.**  
USPC ..... **D7/653**  
(58) **Field of Classification Search**  
USPC ..... D7/642-645, 653; 30/115, 129, 134, 30/136, 137, 142, 147, 148, 149, 150  
CPC ..... A47G 21/02; A47G 21/06; A47G 21/103; B26B 11/00; B26B 29/025  
See application file for complete search history.

(56) **References Cited**  
U.S. PATENT DOCUMENTS  
D202,722 S \* 11/1965 Bliss ..... D7/653  
D216,482 S \* 1/1970 Wentzel ..... D7/653  
D236,421 S \* 8/1975 Dart ..... D7/653  
D387,956 S \* 12/1997 Gagnon ..... D7/653  
D388,664 S \* 1/1998 Gagnon ..... D7/643  
D446,087 S \* 8/2001 Riemer ..... D7/645  
D499,940 S 12/2004 Shane-Schuldt  
D555,432 S \* 11/2007 Gartz ..... D7/653  
D600,981 S 9/2009 Holcomb  
D617,154 S 6/2010 Gartz et al.  
D686,467 S \* 7/2013 Barnett ..... D7/653

D700,022 S \* 2/2014 Stanford ..... D7/664  
D756,171 S \* 5/2016 Mou ..... D7/653  
D778,120 S \* 2/2017 Mou ..... D7/643  
D778,122 S \* 2/2017 Mou ..... D7/653  
D842,053 S \* 3/2019 Liming ..... D7/653  
2012/0324741 A1 12/2012 Pookrum

**OTHER PUBLICATIONS**

“World Centric website” available Feb. 8, 2021, [online], [site visited Feb. 8, 2021]. Retrieved from Internet, URL:https://www.worldcentric.com/ (Year: 2021).\*

\* cited by examiner


*Primary Examiner* — Michael C Stout  
*Assistant Examiner* — Katrina N Gonzalez  
(74) *Attorney, Agent, or Firm* — Sterne, Kessler, Goldstein & Fox P.L.L.C.

(57) **CLAIM**  
The ornamental design for the cutlery, as shown and described.

**DESCRIPTION**

FIG. 1 is a top front perspective view of cutlery showing the claimed design;  
FIG. 2 is a bottom front perspective view thereof;  
FIG. 3 is a bottom rear perspective view thereof;  
FIG. 4 is a top rear perspective view thereof;  
FIG. 5 is a front view thereof;  
FIG. 6 is a rear view thereof;  
FIG. 7 is a left side view thereof;  
FIG. 8 is a right side view thereof;  
FIG. 9 is a top view thereof; and,  
FIG. 10 is a bottom view thereof.

**1 Claim, 5 Drawing Sheets**






FIG. 1



FIG. 2



FIG. 3

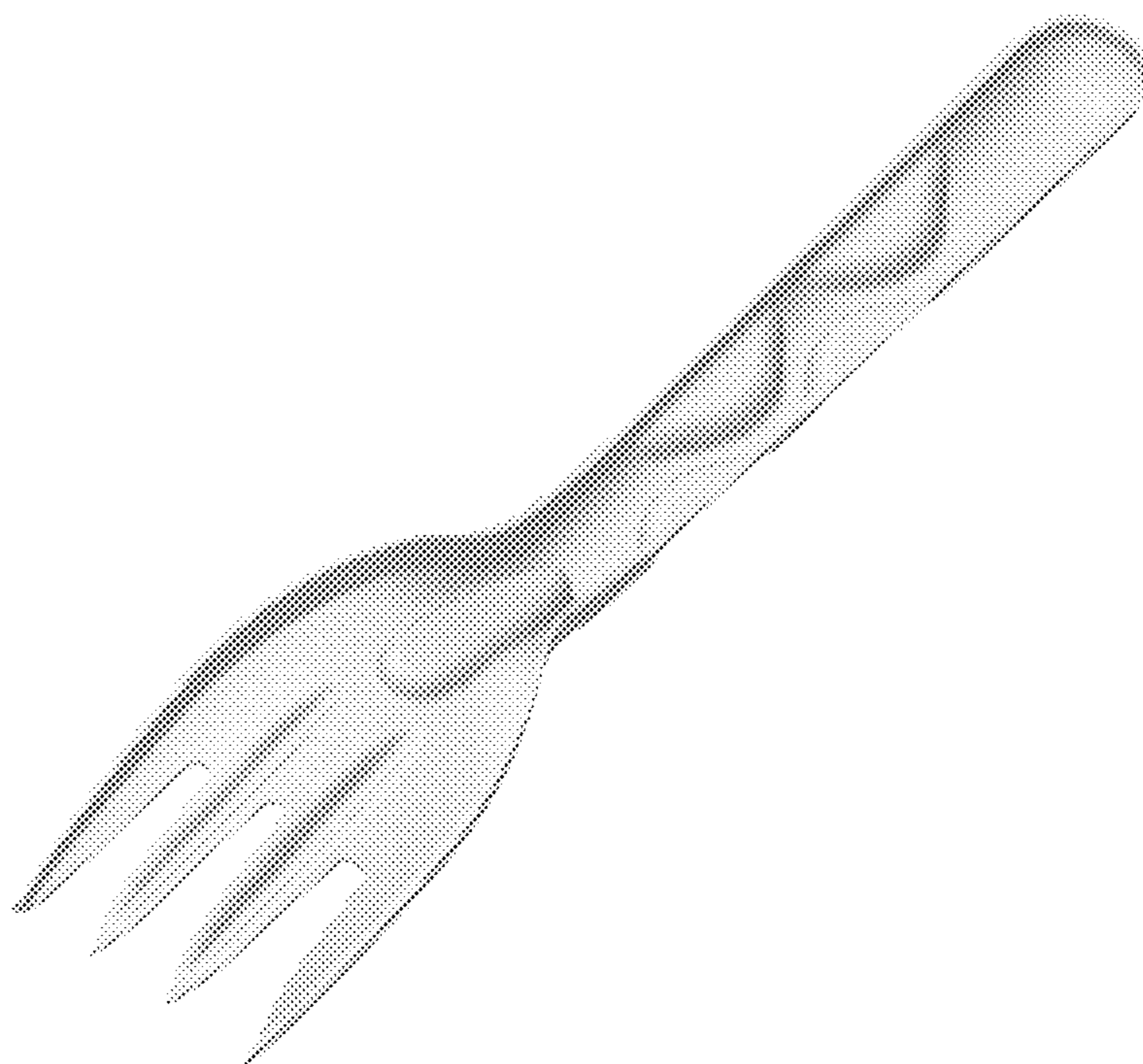
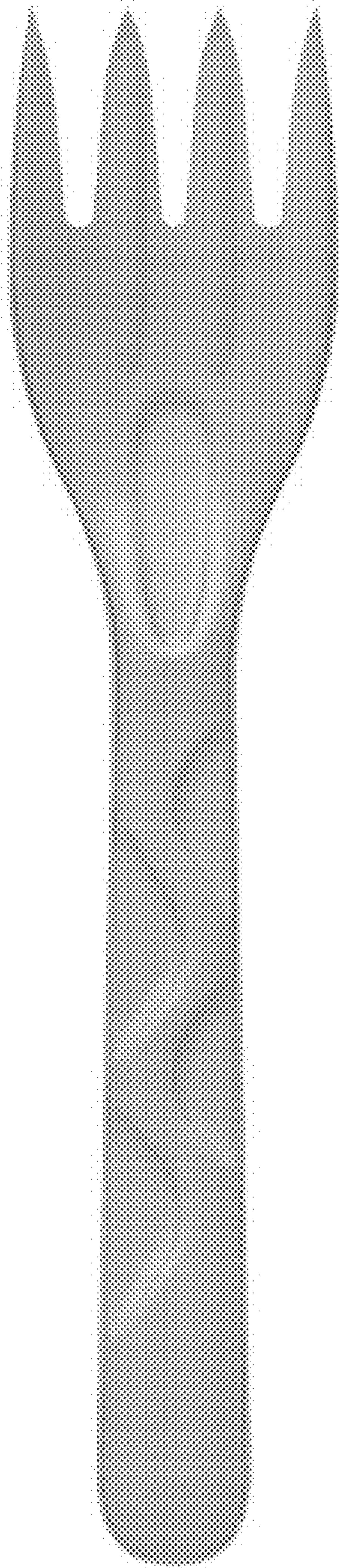
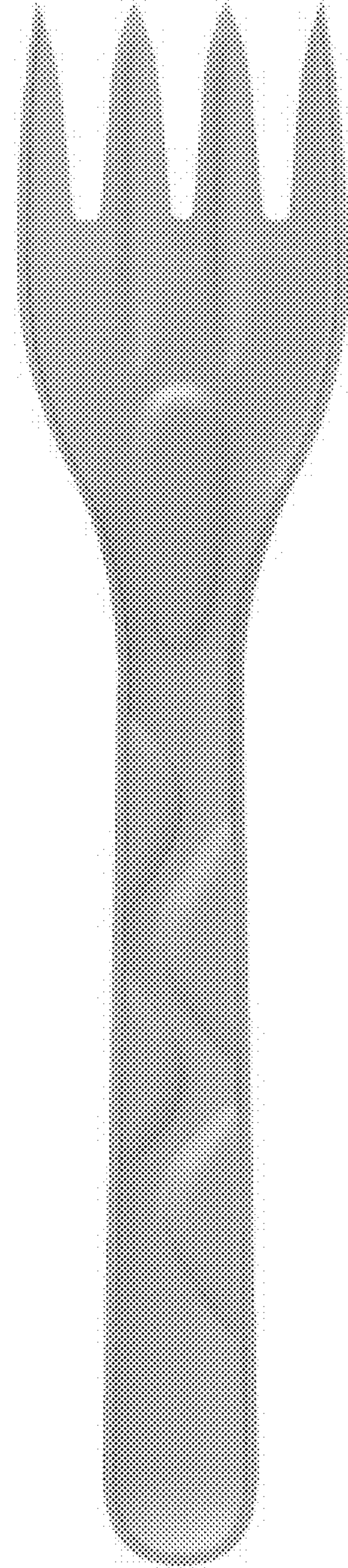



FIG. 4




**FIG. 5**




**FIG. 6**




**FIG. 7**



**FIG. 8**



**FIG. 9**



**FIG. 10**