



US00D932842S

(12) **United States Design Patent** (10) **Patent No.:** **US D932,842 S**  
**Day** (45) **Date of Patent:** **\*\* Oct. 12, 2021**

(54) **FULL FACE HELMET SHAPED COOLER**  
(71) Applicant: **Donald Paul Day**, Baton Rouge, LA (US)  
(72) Inventor: **Donald Paul Day**, Baton Rouge, LA (US)  
(\*\*) Term: **15 Years**  
(21) Appl. No.: **29/742,066**  
(22) Filed: **Nov. 8, 2019**  
(51) **LOC (13) Cl.** ..... **07-01**  
(52) **U.S. Cl.**  
USPC ..... **D7/606**  
(58) **Field of Classification Search**  
USPC ..... D7/605, 606, 607; D3/287, 276, 289, D3/283, 272-274, 201, 203.1-203.8  
CPC ..... B65D 81/3897; B65D 81/38; B65D 81/3813; B65D 81/3816; B65D 81/3818; B65D 81/382; B65D 81/3823; B65D 81/3825; B65D 81/3827; B65D 81/383; B65D 81/3832; B65D 81/3834; B65D 81/3848; B65D 81/3851; B65D 81/3853; B65D 81/3855; B65D 81/3858; B65D 81/386; B65D 81/3862; F25D 3/08; F25D 3/02; F25D 3/04; F25D 3/06; F25D 3/14; F25D 3/107; F25D 2331/804; F25D 2331/801; F25D 11/00; F25D 11/003; F25D 2400/38; A45C 11/20; A45C 3/00; A45C 2003/008; B62B 5/0083  
See application file for complete search history.

4,566,292 A \* 1/1986 Parmet ..... F25D 3/08 215/286  
D379,904 S \* 6/1997 Joyce ..... D3/271.4  
D405,318 S \* 2/1999 Steinfelds ..... D7/515  
D409,050 S \* 5/1999 Anderson ..... D7/606  
D521,322 S \* 5/2006 Loving ..... D7/606  
D524,115 S \* 7/2006 Meyer ..... D7/604  
D526,603 S \* 8/2006 Gates, II ..... D12/162  
D685,228 S \* 7/2013 Daugherty ..... D7/606  
D701,092 S \* 3/2014 Olguin ..... D7/628  
D713,213 S \* 9/2014 Day ..... D7/606  
D828,110 S \* 9/2018 Diamond ..... D7/606  
D828,111 S \* 9/2018 Diamond ..... D7/606  
2003/0168371 A1 \* 9/2003 Weimer ..... B65D 81/3813 206/457  
2008/0223862 A1 \* 9/2008 Vanderberg ..... A45C 7/004 220/592.03

\* cited by examiner

*Primary Examiner* — Terry A Wallace  
(74) *Attorney, Agent, or Firm* — Donald Paul Day

(57) **CLAIM**

The ornamental design for a full face helmet shaped cooler, as shown and described.

**DESCRIPTION**

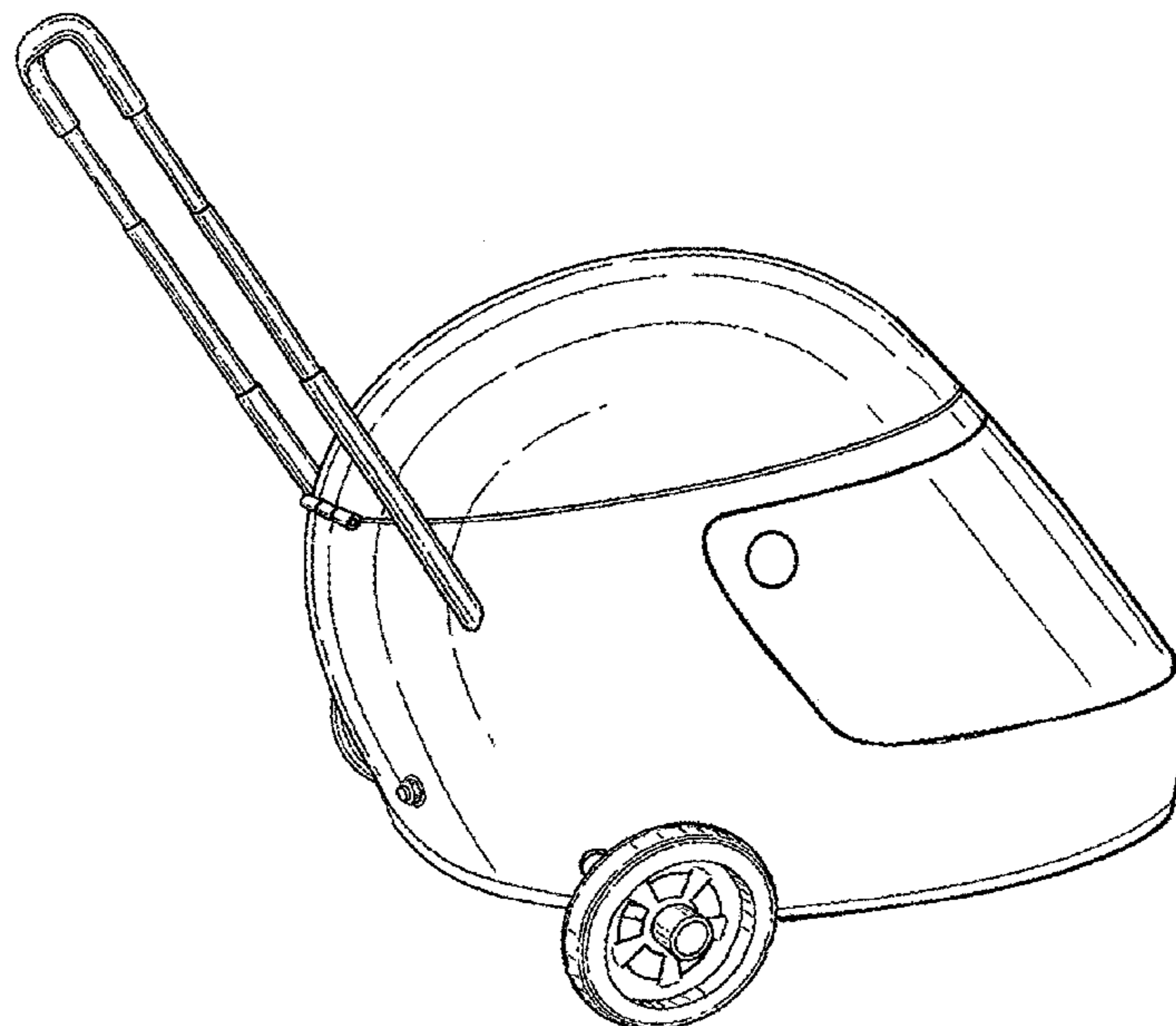
FIG. 1 is a right side perspective view of a full face helmet shaped cooler showing my new design, the opposite side being a mirror image.  
FIG. 2 is a right side view thereof, the opposite side being a mirror image.  
FIG. 3 is a front view thereof.  
FIG. 4 is a rear view thereof.  
FIG. 5 is a top plan view thereof.  
FIG. 6 is a front perspective view thereof with the lid open; and,  
FIG. 7 is a right side view thereof with the handle in a retracted position, the opposite side being a mirror image.

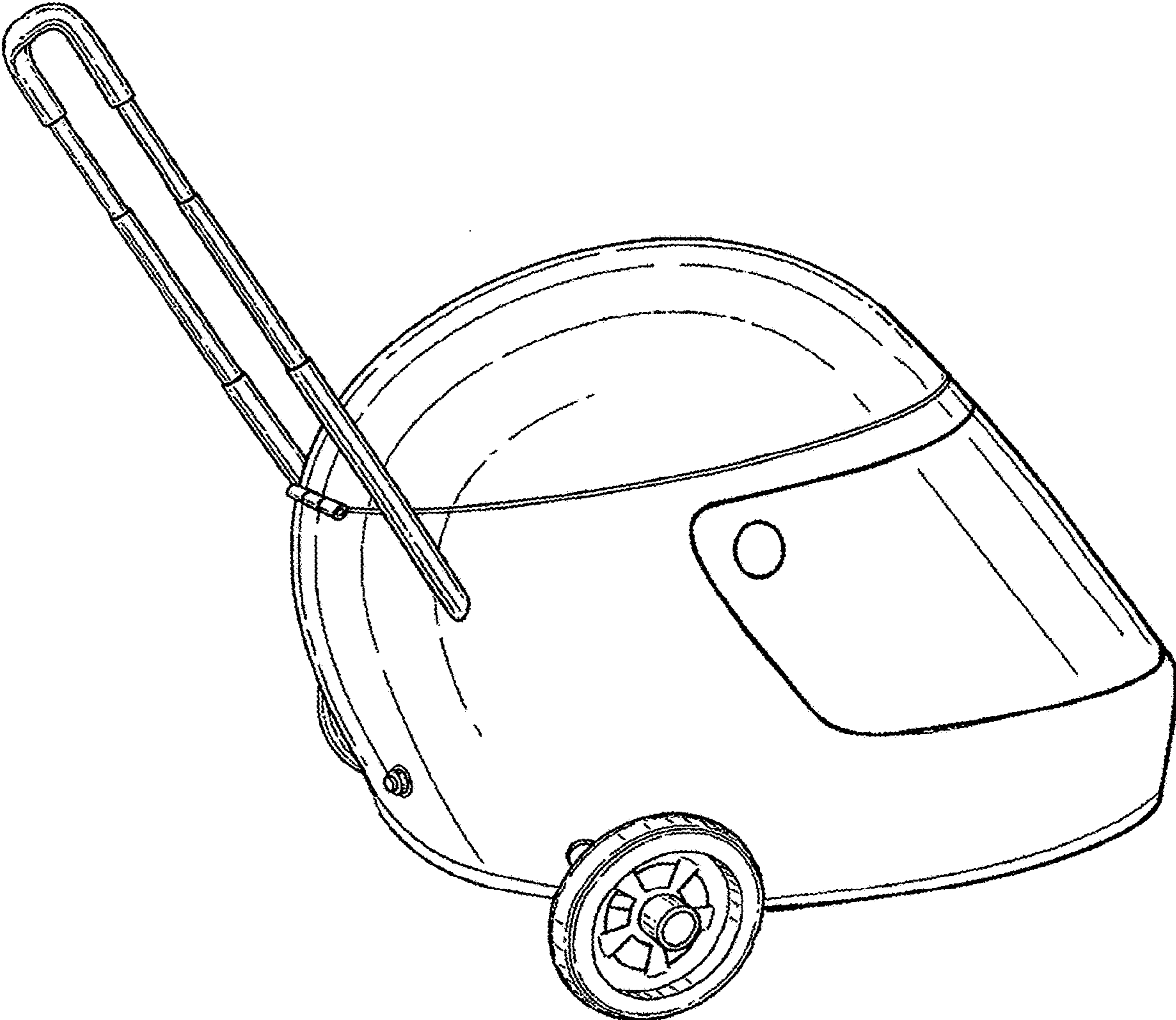
**1 Claim, 7 Drawing Sheets**

(56) **References Cited**

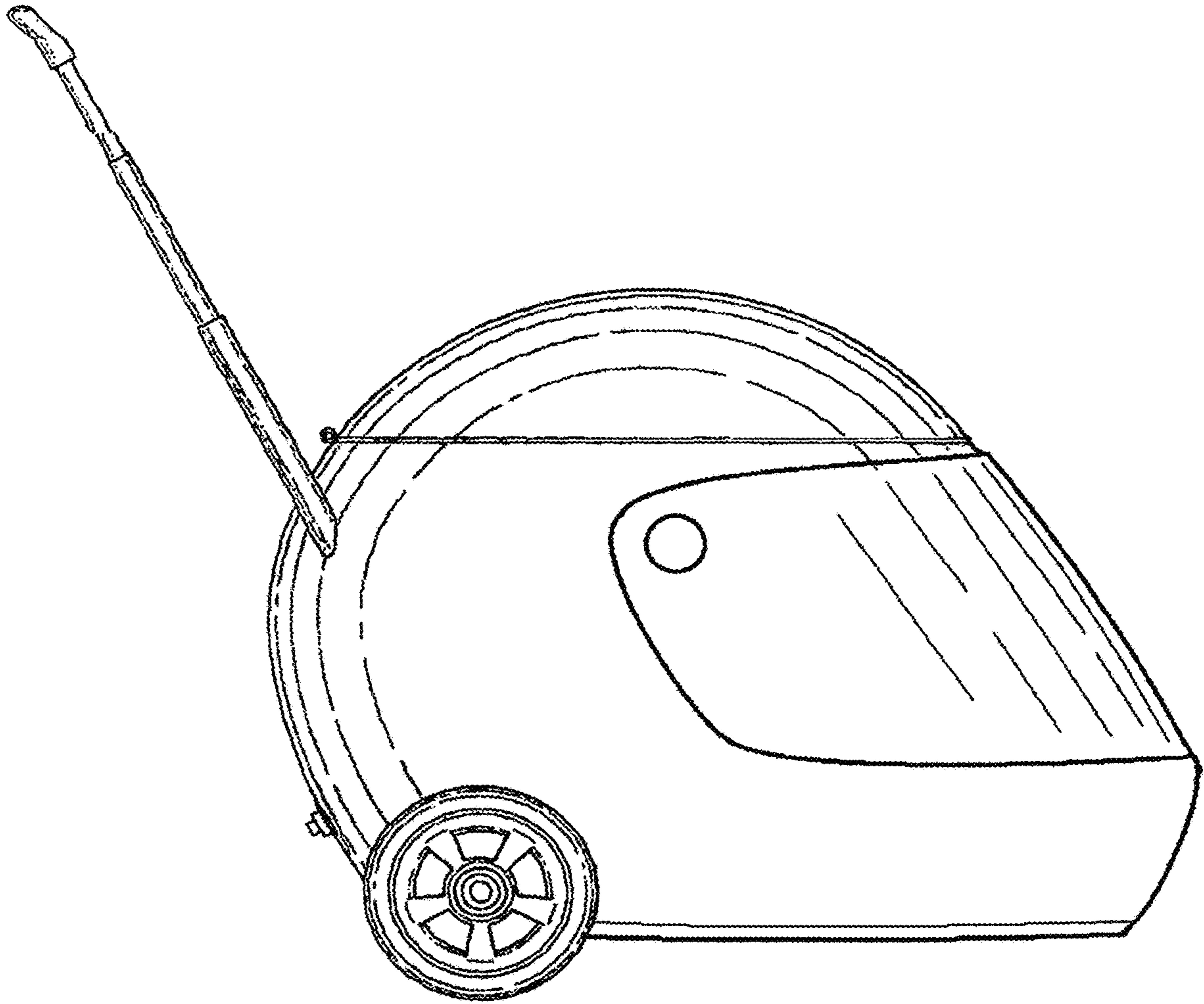
**U.S. PATENT DOCUMENTS**

D231,523 S \* 4/1974 Baker ..... D12/83  
D249,396 S \* 9/1978 Kamata ..... D29/107

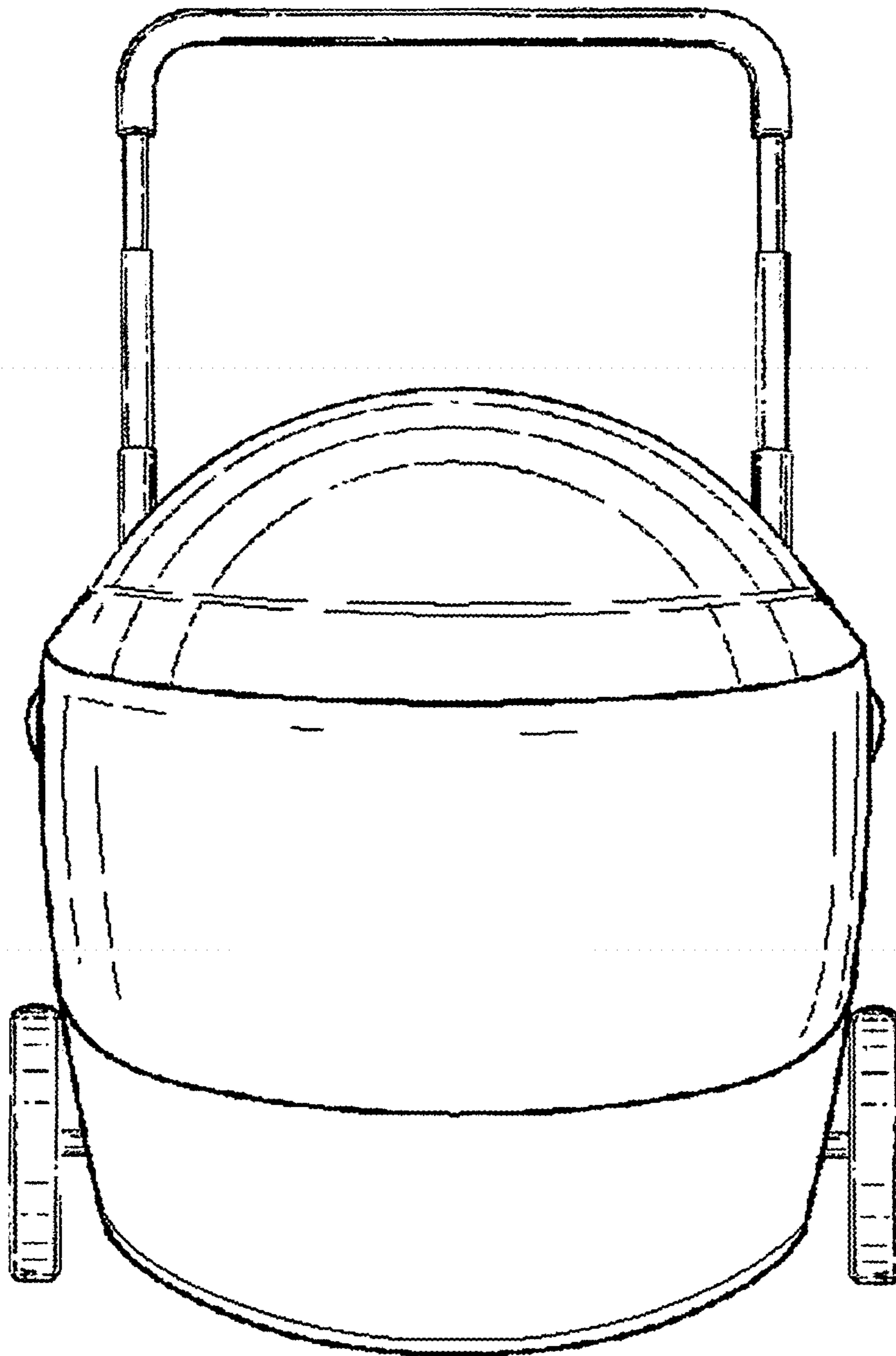




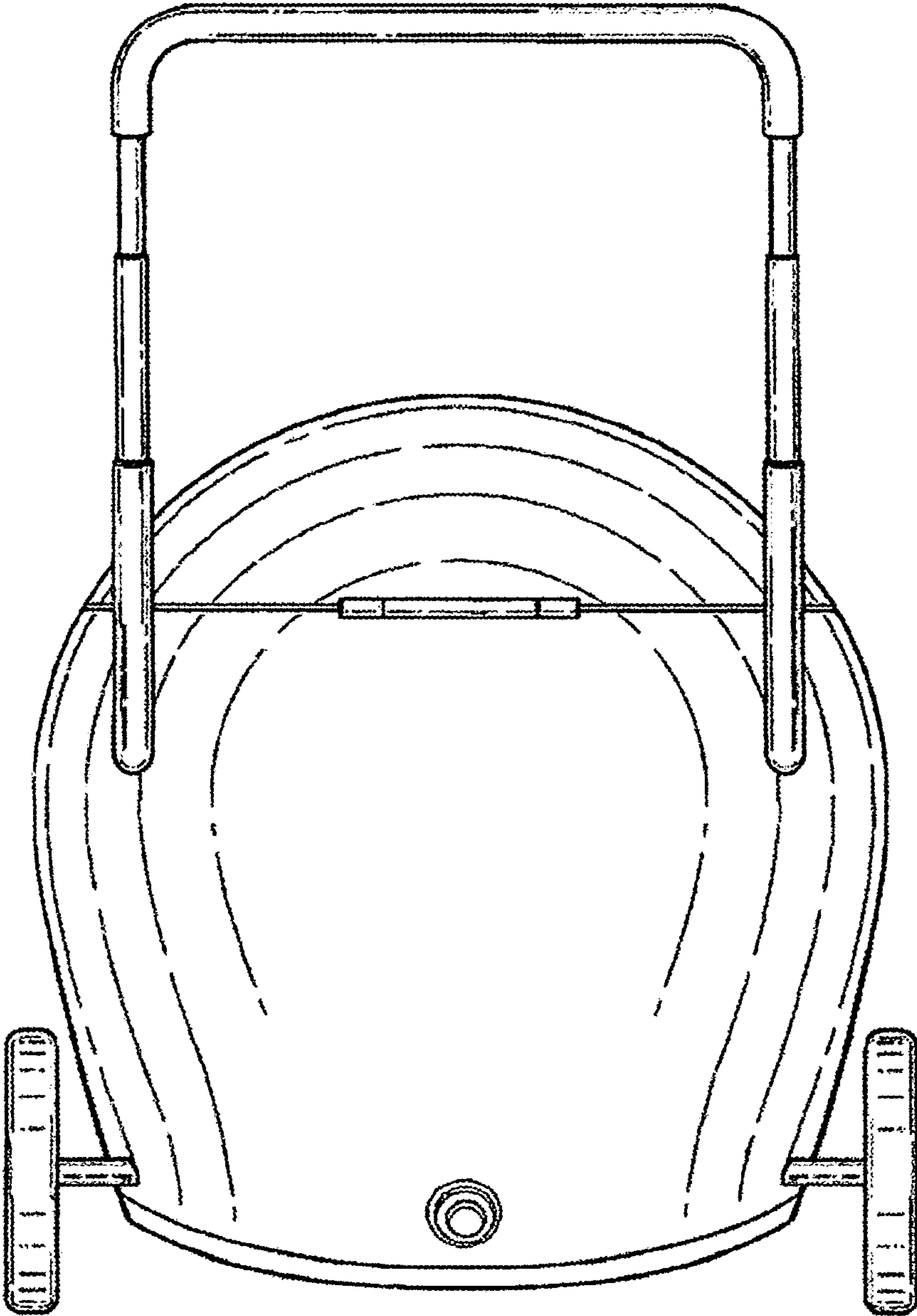
**FIGURE 1**



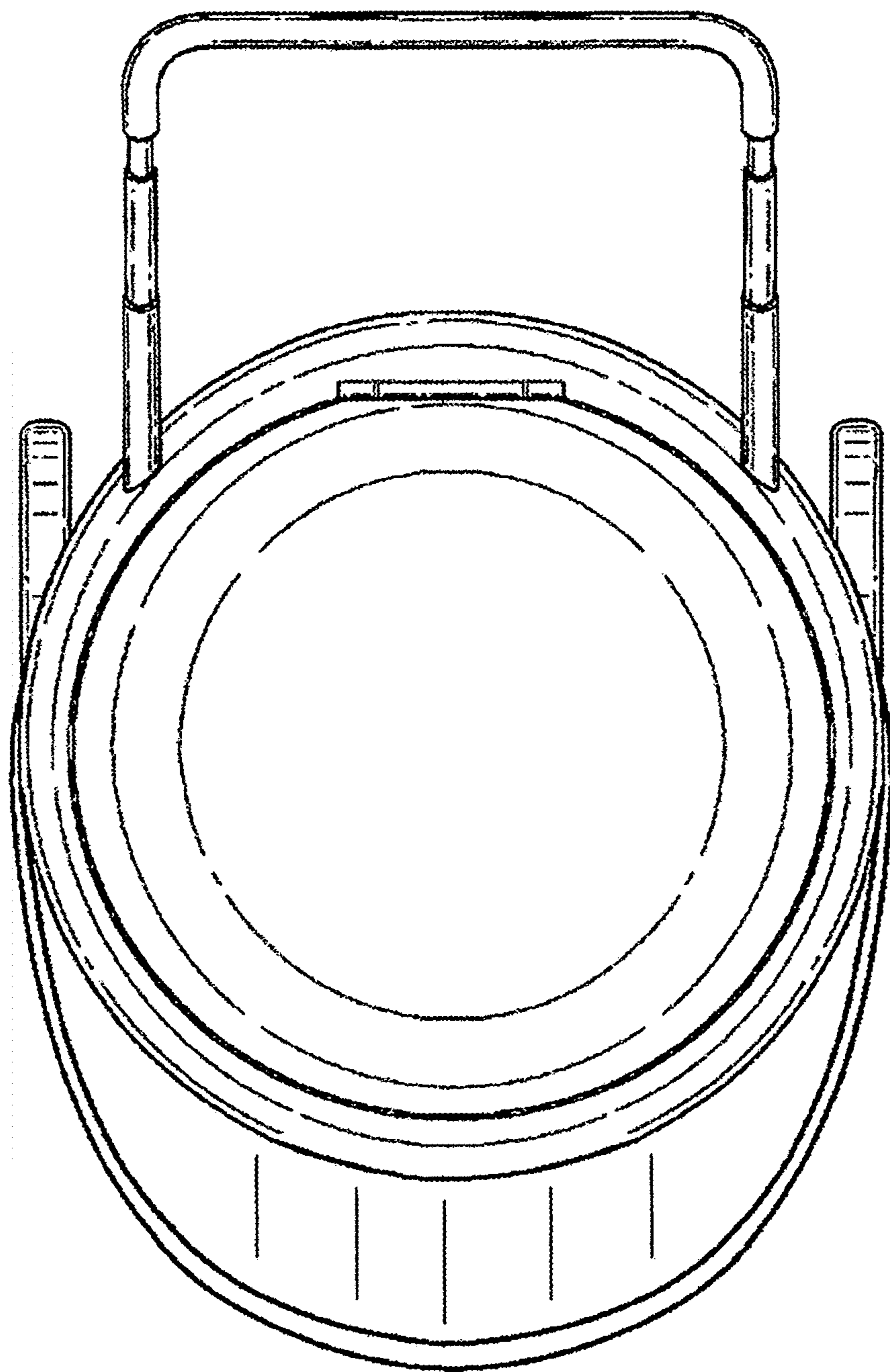
**FIGURE 2**



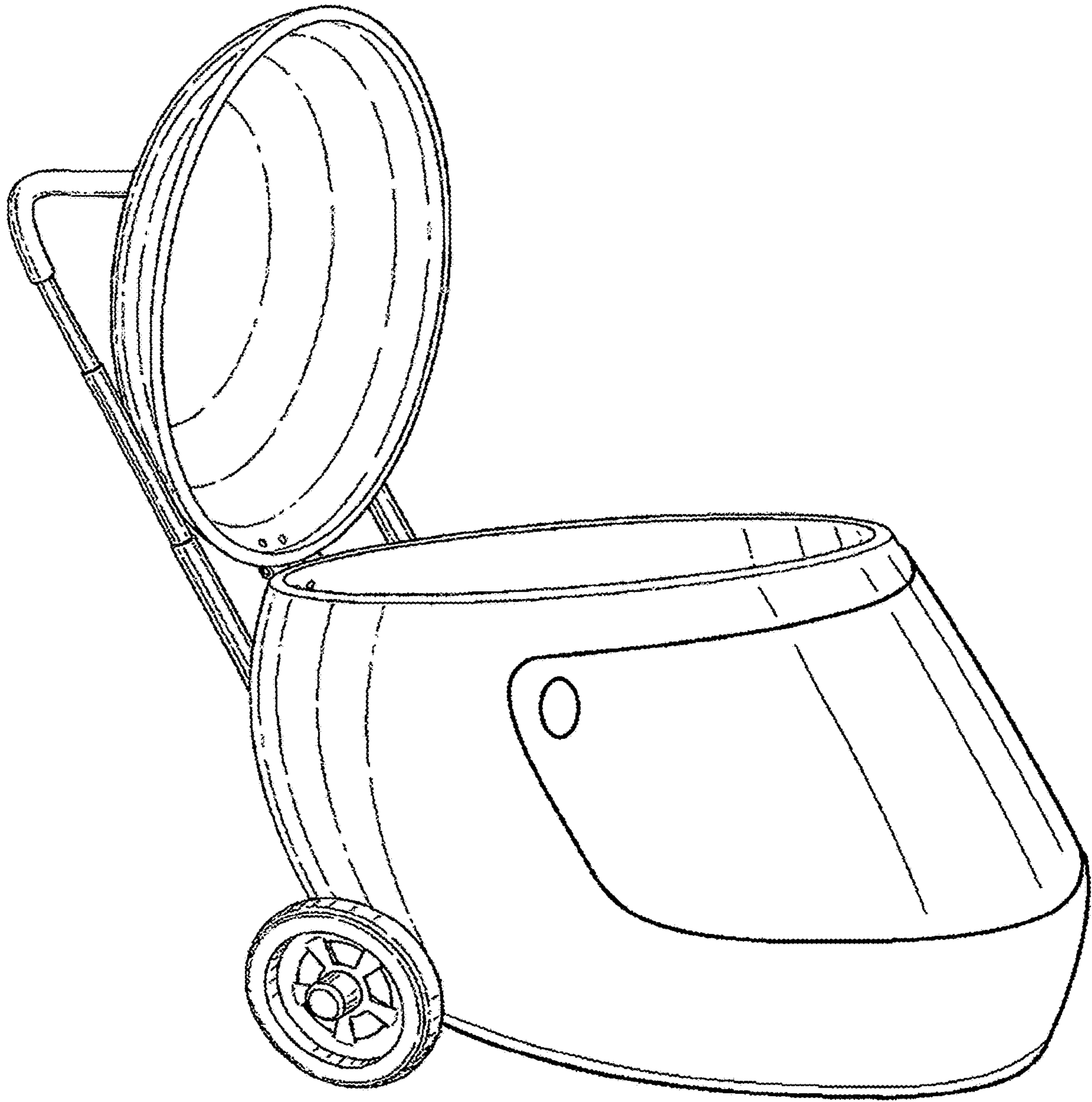
**FIGURE 3**



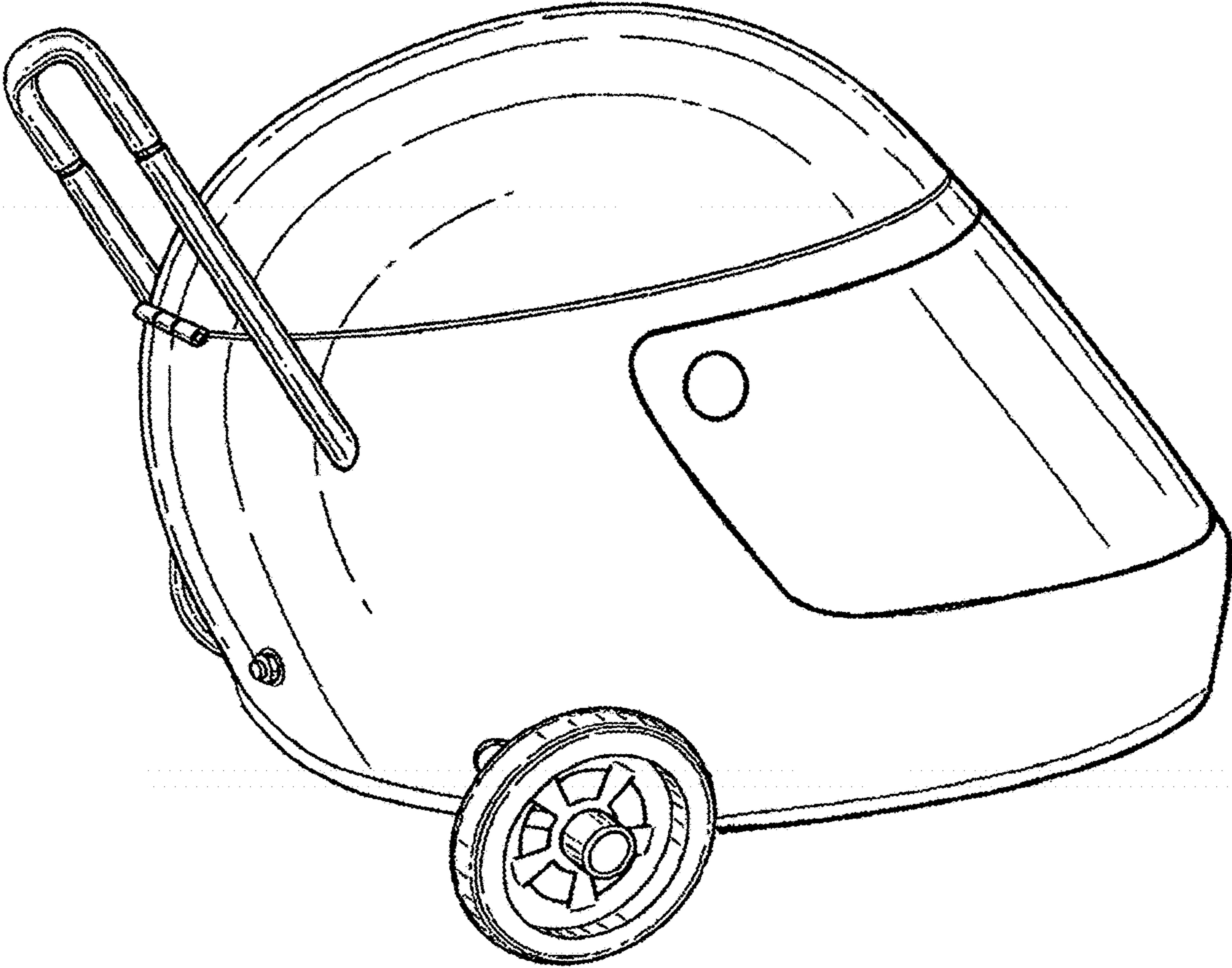
**FIGURE 4**



**Figure 5**



**FIGURE 6**



**FIGURE 7**