



US00D932826S

(12) **United States Design Patent** (10) **Patent No.:** **US D932,826 S**  
**Du** (45) **Date of Patent:** **\*\* Oct. 12, 2021**

(54) **WHISK**

(71) Applicant: **Ningbo Pailite Electronics Co., Ltd.**,  
Ningbo (CN)

(72) Inventor: **Dongnan Du**, Ningbo (CN)

(\*\*) Term: **15 Years**

(21) Appl. No.: **29/738,702**

(22) Filed: **Jun. 19, 2020**

(51) **LOC (13) Cl.** ..... **31-00**

(52) **U.S. Cl.**  
USPC ..... **D7/380; D7/376; D7/379**

(58) **Field of Classification Search**  
USPC ..... D7/372, 376-386, 412-413, 602, 629,  
D7/665-666, 669, 679, 693-694  
CPC .... A21C 1/02; A21C 1/04; A23N 1/00; A23N  
1/02; A47J 43/04; A47J 43/25; A47J  
43/27; A47J 43/042; A47J 43/044; A47J  
43/046; A47J 43/075; A47J 43/0711;  
A47J 43/0722; A47J 43/0727; B01F 3/00;  
B01F 3/0807; B01F 3/0853; B01F  
13/0059; B01F 13/0064; B02C 1/08;  
B02C 2/04; B02C 4/42; B02C 4/142;  
B02C 4/143; B02C 4/423; B02C 13/1835;  
B28C 5/10; B28C 5/12; B28C 5/14;  
B28C 5/16

See application file for complete search history.

(56) **References Cited**

U.S. PATENT DOCUMENTS

D476,523 S *	7/2003	Bodum	.....	D7/379
D490,647 S *	6/2004	Buesching	.....	D7/379
D533,023 S *	12/2006	Lo	.....	D7/379
D701,081 S *	3/2014	Mills	.....	D7/397
D843,163 S *	3/2019	Gan	.....	D7/380
D856,746 S *	8/2019	Du	.....	D7/380
D861,413 S *	10/2019	Bazzicalupo	.....	D7/379
D867,052 S *	11/2019	Du	.....	D7/379
D884,413 S *	5/2020	Zhu	.....	D7/380
D897,145 S *	9/2020	Xiao	.....	D7/380
D916,550 S *	4/2021	Chen	.....	D7/380
D924,619 S *	7/2021	Chen	.....	D7/379

\* cited by examiner

*Primary Examiner* — Ricky Pham

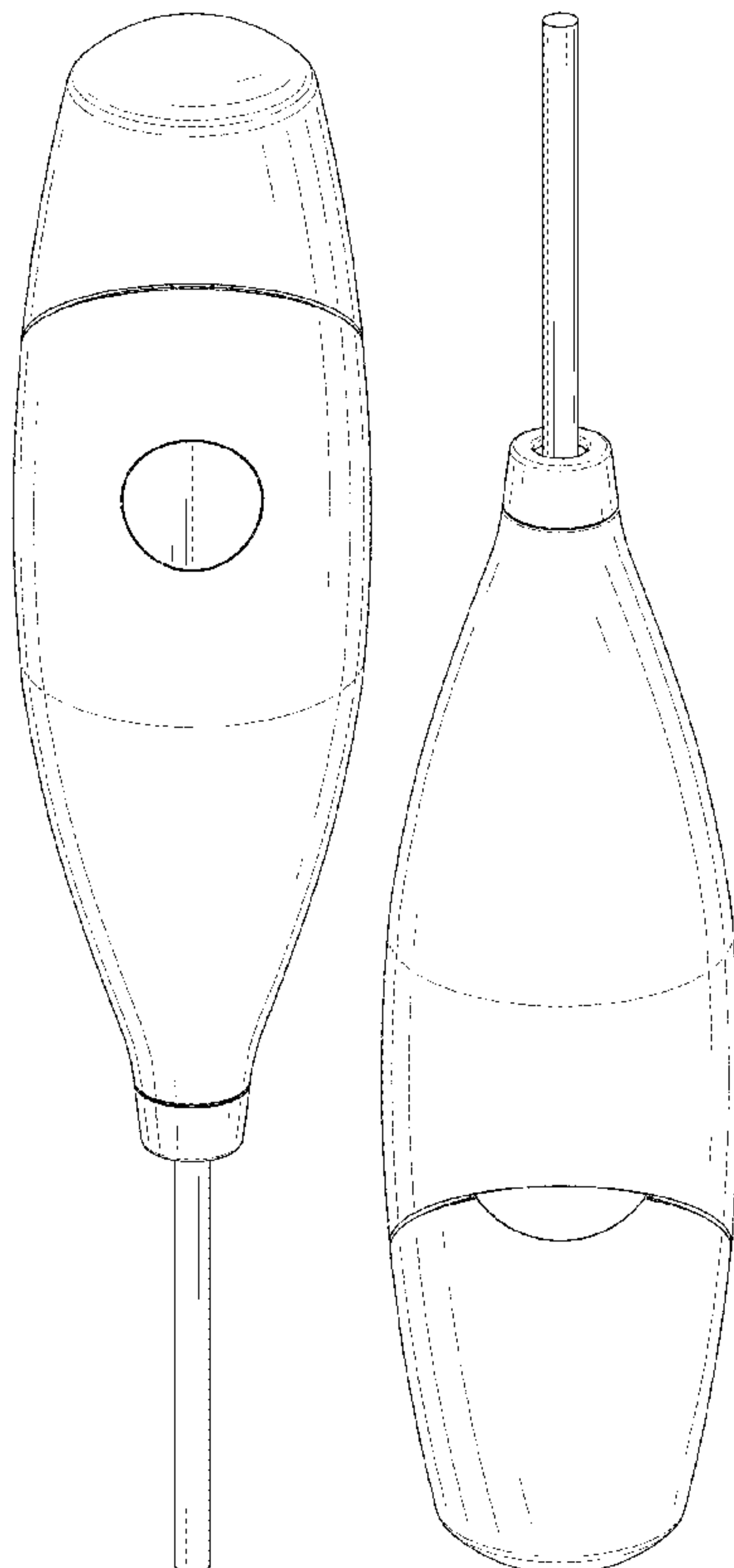
(57) **CLAIM**

The ornamental design for a whisk, as shown and described.

**DESCRIPTION**

FIG. 1 is a front and top perspective view of a whisk, showing my new design;  
FIG. 2 is a rear and bottom perspective view thereof;  
FIG. 3 is a front elevational view thereof;  
FIG. 4 is a rear elevational view thereof;  
FIG. 5 is a left side elevational view thereof;  
FIG. 6 is a right side elevational view thereof;  
FIG. 7 is a top plan view thereof; and,  
FIG. 8 is a bottom plan view thereof.

**1 Claim, 8 Drawing Sheets**



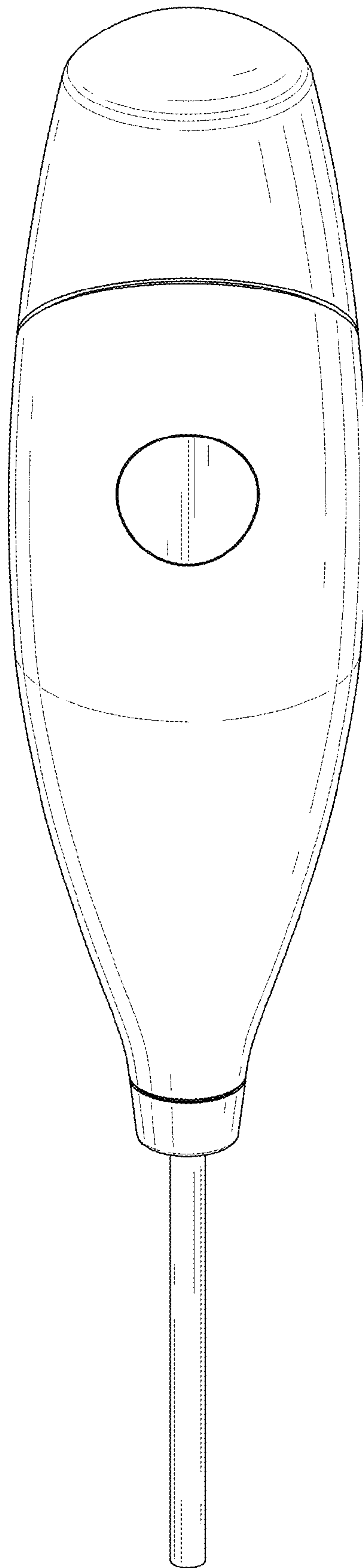


FIG. 1

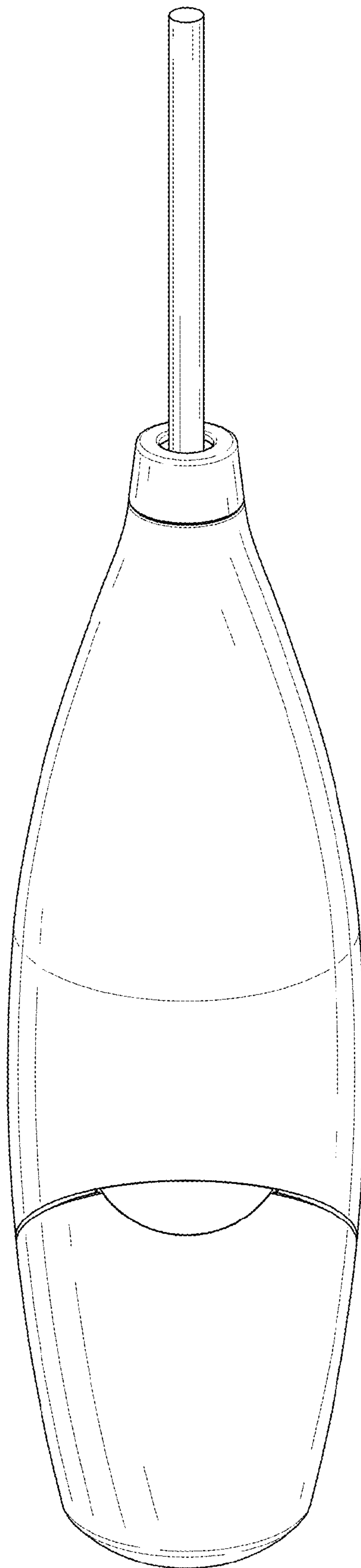


FIG. 2

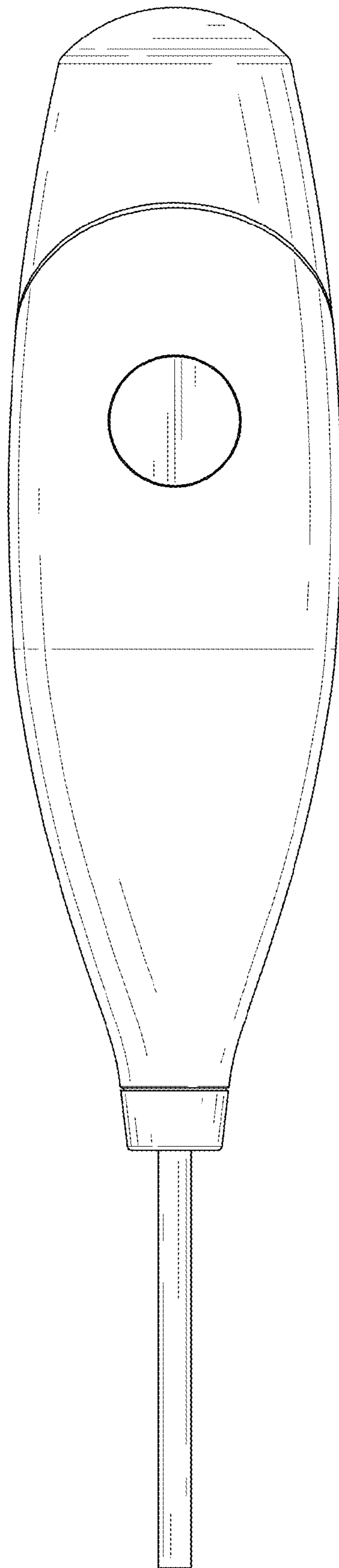


FIG. 3

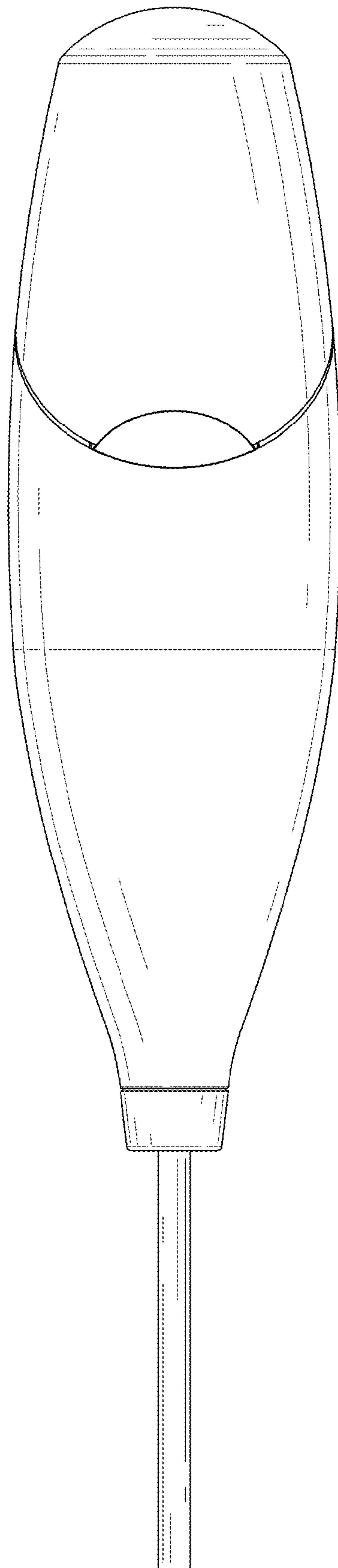


FIG. 4

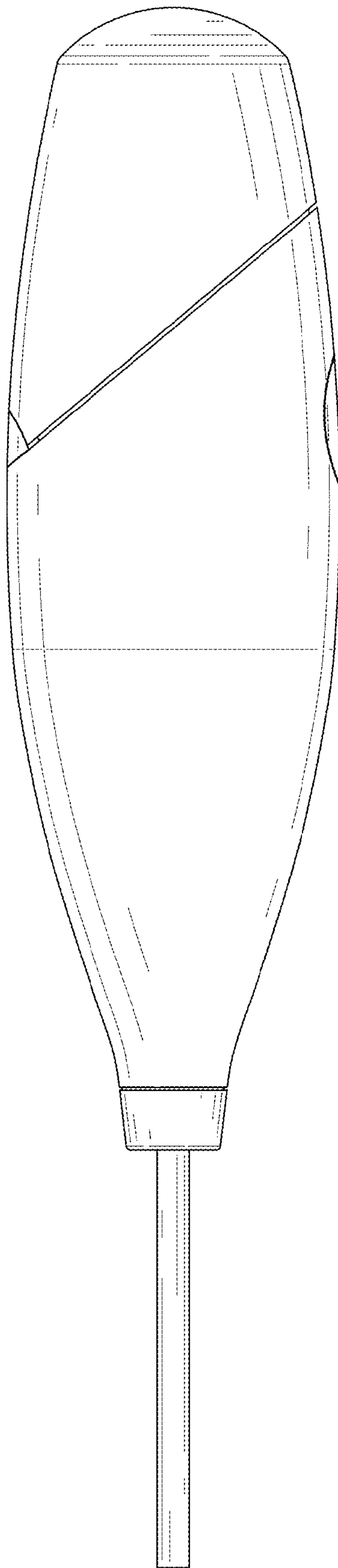


FIG. 5

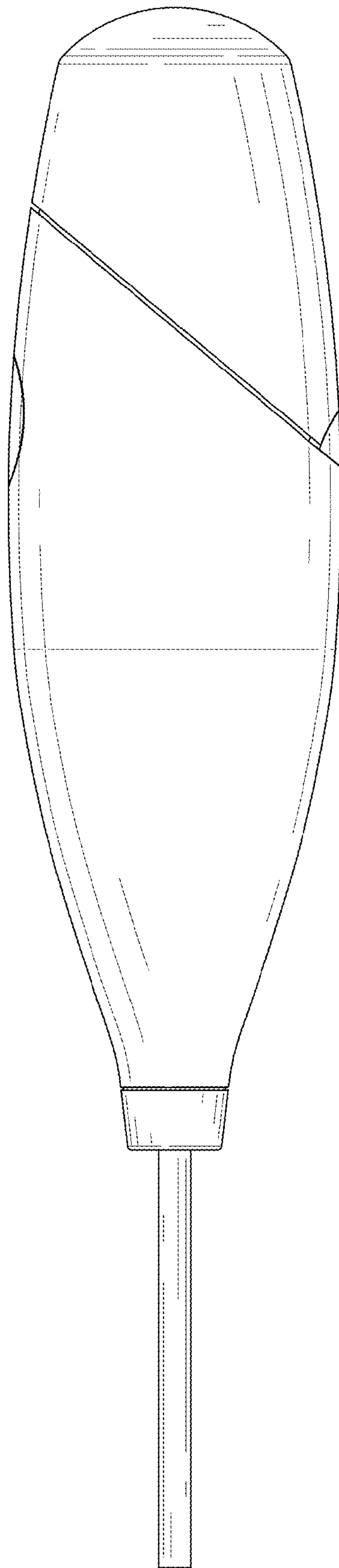


FIG. 6

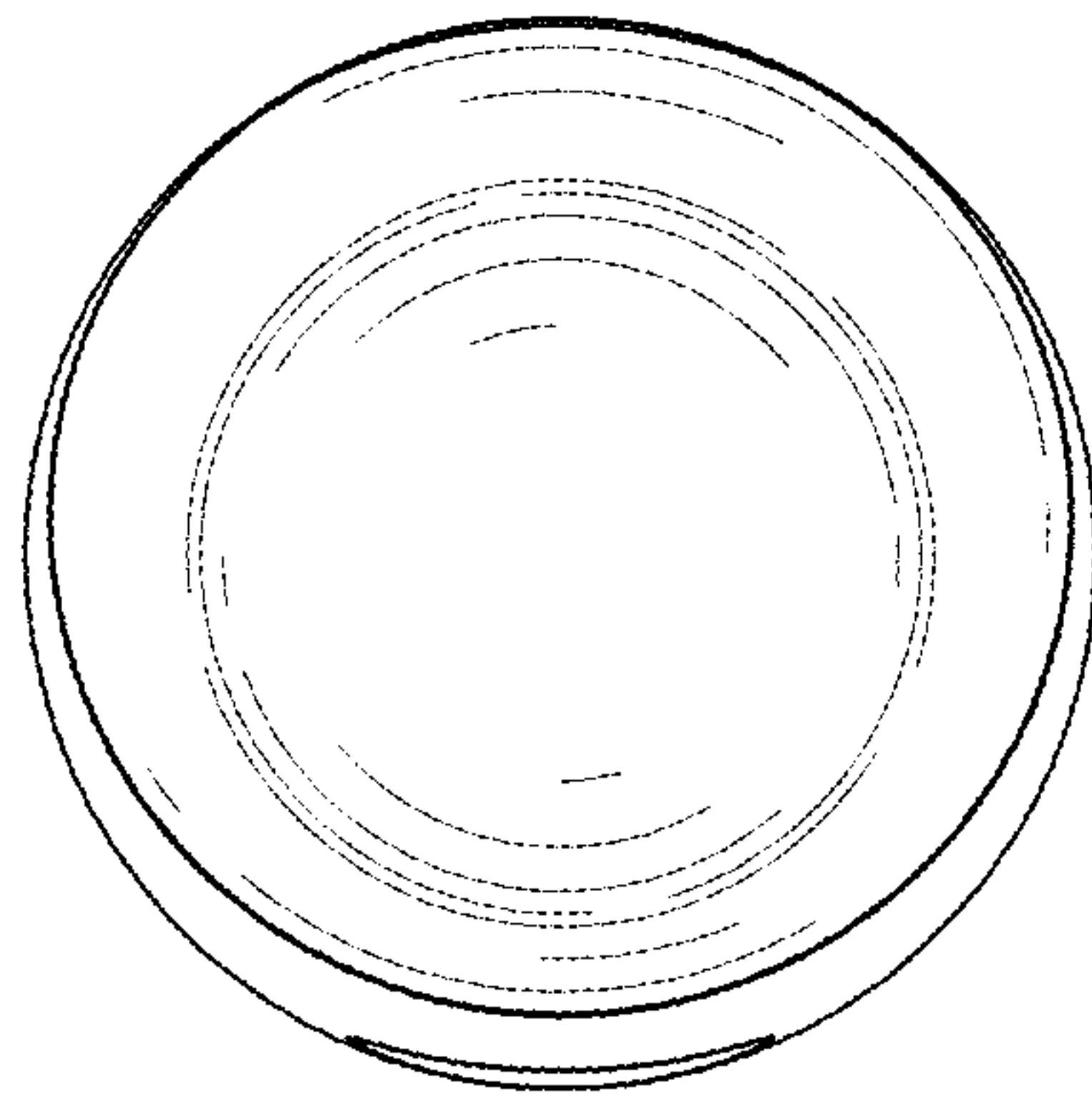


FIG. 7



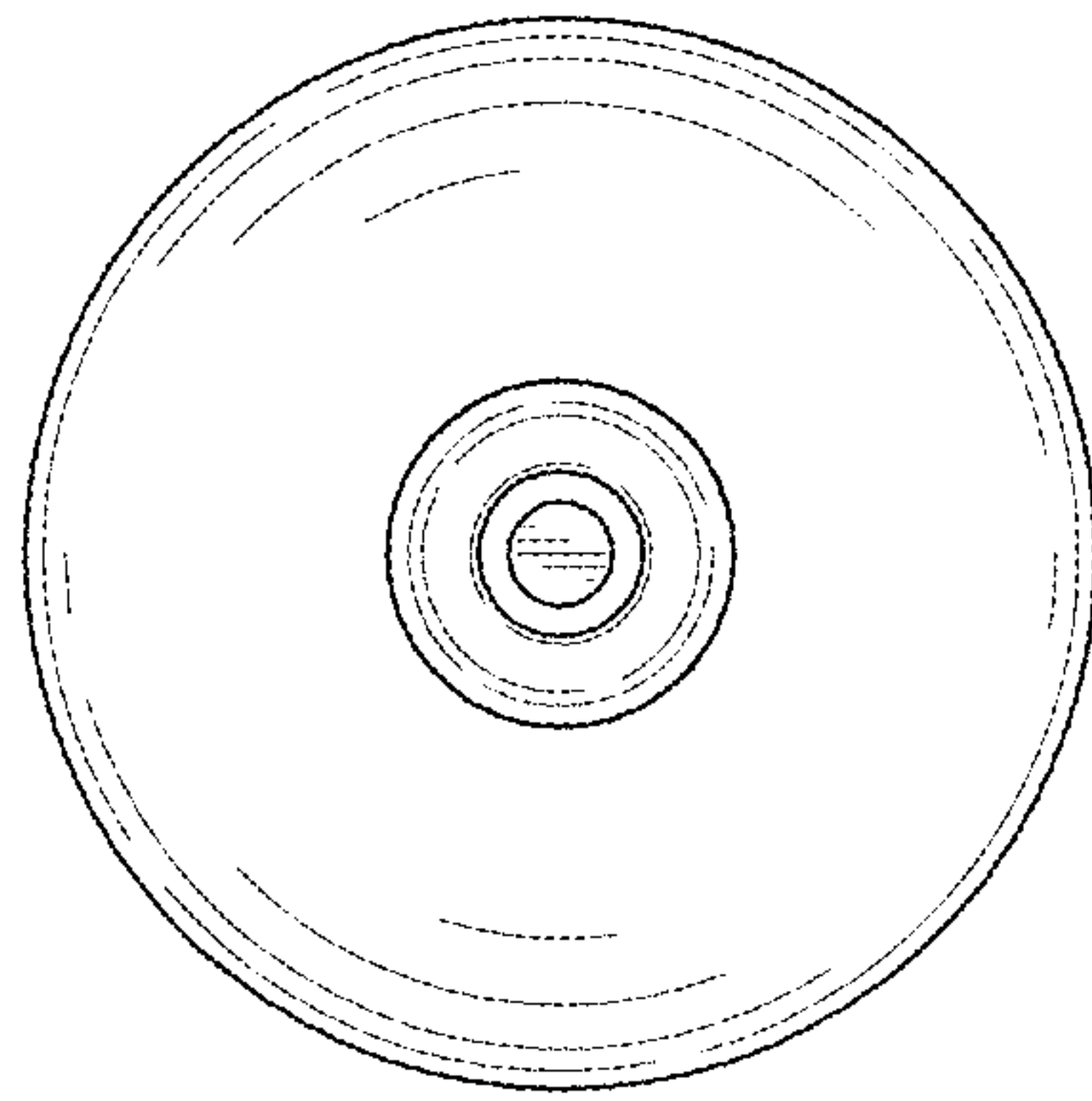


FIG. 8