



US00D932804S

(12) **United States Design Patent** (10) **Patent No.:** **US D932,804 S**
Yang (45) **Date of Patent:** **** Oct. 12, 2021**

(54) **PILLOW**
(71) Applicant: **Jingang Yang**, Guangan (CN)
(72) Inventor: **Jingang Yang**, Guangan (CN)
(**) Term: **15 Years**
(21) Appl. No.: **29/740,957**
(22) Filed: **Jul. 8, 2020**
(30) **Foreign Application Priority Data**
Jun. 12, 2020 (CN) 202030299304.9
(51) **LOC (13) Cl.** **06-09**
(52) **U.S. Cl.**
USPC **D6/601**
(58) **Field of Classification Search**
USPC D6/582-583, 587-592, 595-609,
D6/617-622; D21/803-809; D24/183
CPC A47G 9/00; A47G 2009/001; A47G
2009/002; A47G 2009/003; A47G 9/10;
A47G 9/1009; A47G 2009/1018; A47G
9/1045; A47G 9/1081; A47G 9/109
See application file for complete search history.

(56) **References Cited**
U.S. PATENT DOCUMENTS
4,218,792 A * 8/1980 Kogan A47G 9/109
5/636
D465,686 S * 11/2002 Hwong D6/601
D668,092 S * 10/2012 Davis D6/601
D759,991 S * 6/2016 Jing D6/601
D856,028 S * 8/2019 Zou D6/601

D867,021 S * 11/2019 Yang D6/601
D869,196 S * 12/2019 Shin D6/601
D875,434 S * 2/2020 Yang D6/601
D880,195 S * 4/2020 Yang D6/601
D898,429 S * 10/2020 Huang D6/601
D899,816 S * 10/2020 Deetsch D6/601
D908,393 S * 1/2021 Yang D6/601
10,888,183 B2 * 1/2021 Popitz A61G 7/072
D913,013 S * 3/2021 Rensin D6/601
D918,622 S * 5/2021 Zakashefski D6/601
2009/0139031 A1 * 6/2009 Davis A61G 7/072
5/639
2013/0098364 A1 * 4/2013 Davis A61G 7/072
128/206.21
2015/0265075 A1 * 9/2015 Liu A61F 5/56
5/640
2017/0156958 A1 * 6/2017 Roh A47G 9/1081

* cited by examiner

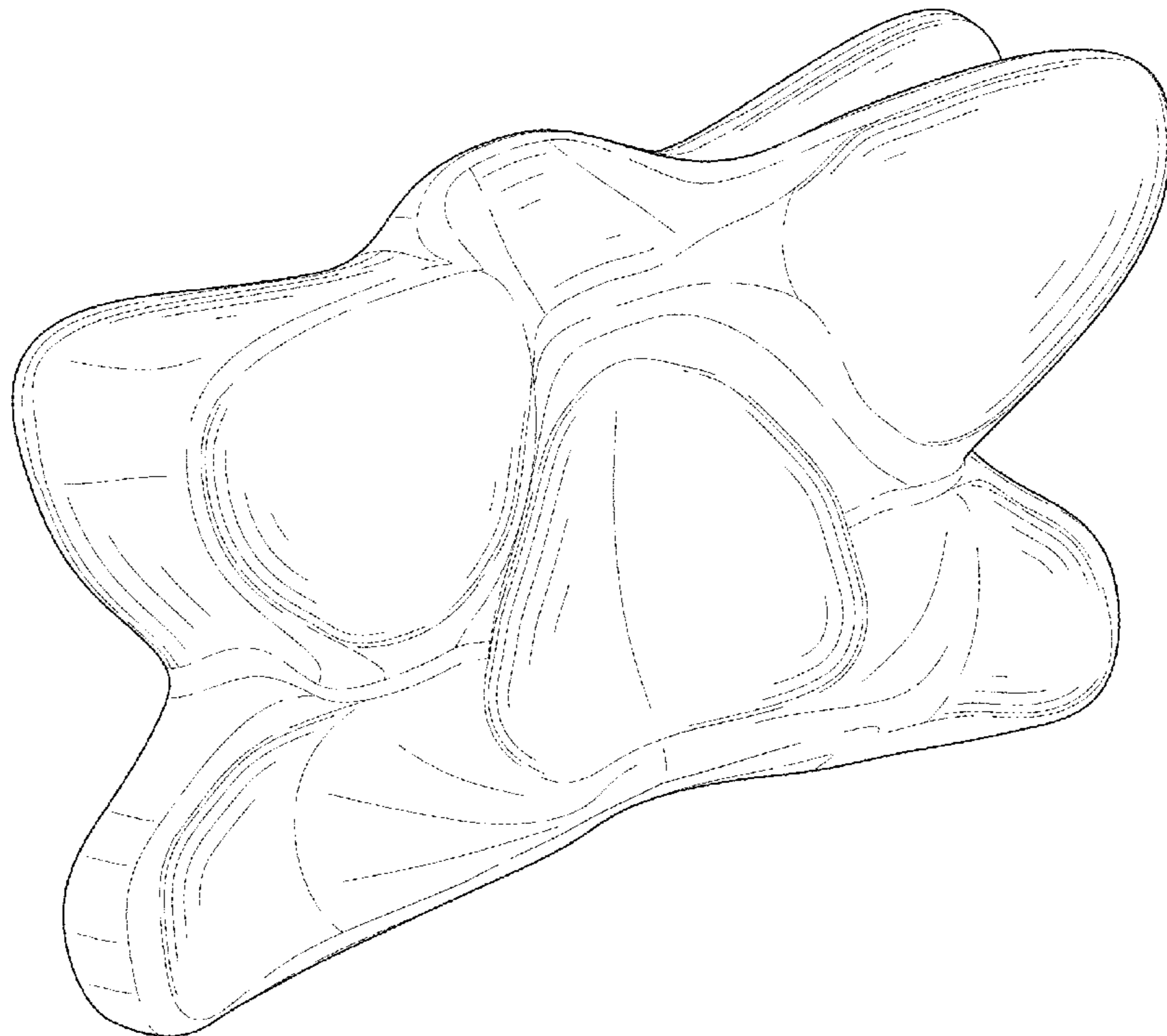
Primary Examiner — Jennifer L Rempfer
(74) *Attorney, Agent, or Firm* — ScienBiziP, P.C.

(57) **CLAIM**
The ornamental design for a pillow, as shown and described.

DESCRIPTION

FIG. 1 is a front, left and top perspective view of a pillow, showing my design.
FIG. 2 is a front elevation view thereof.
FIG. 3 is a rear elevation view thereof.
FIG. 4 is a left side elevation view thereof.
FIG. 5 is a right side elevation view thereof.
FIG. 6 is a top plan view thereof; and,
FIG. 7 is a bottom plan view thereof.

1 Claim, 7 Drawing Sheets



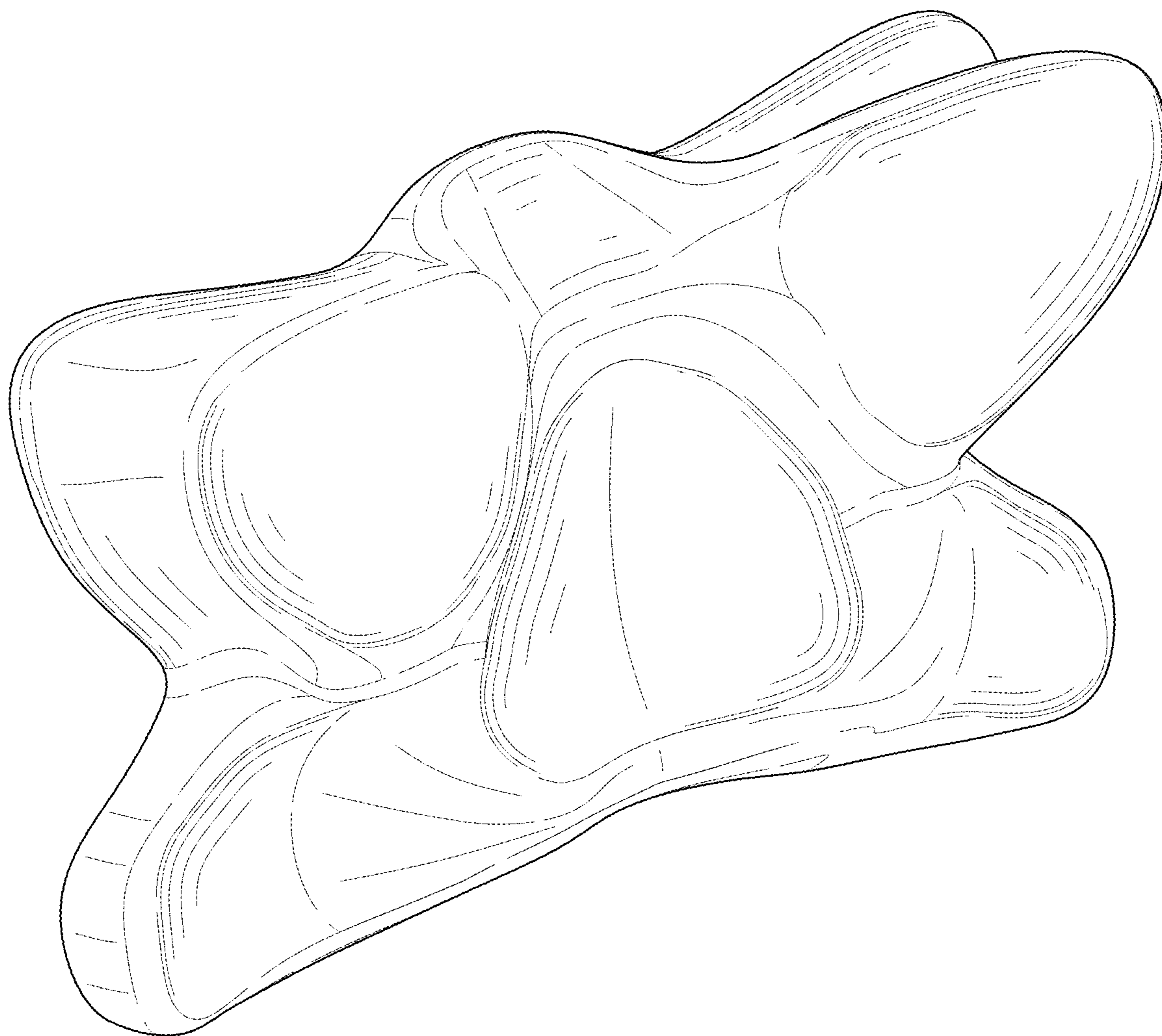


FIG. 1

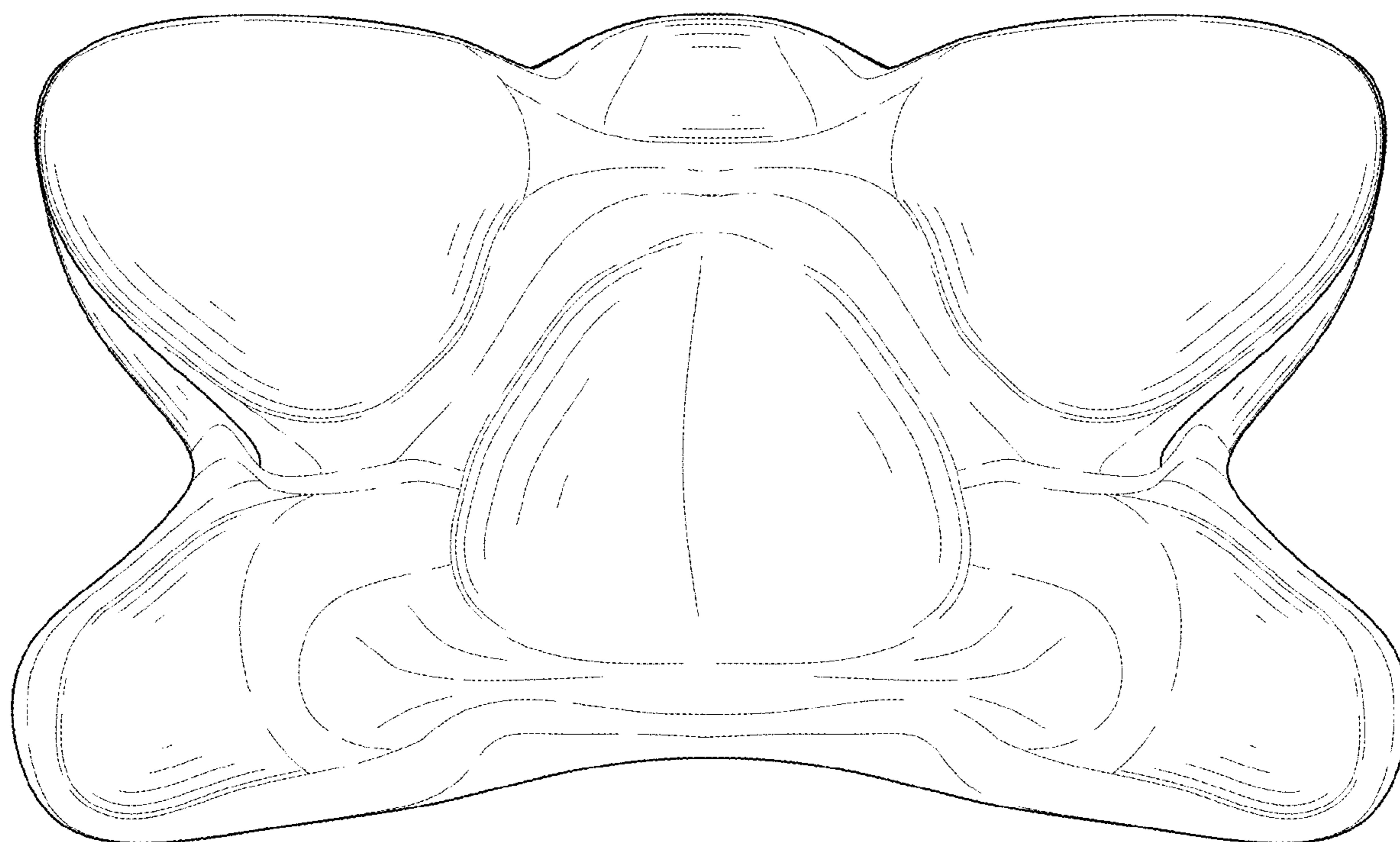


FIG. 2

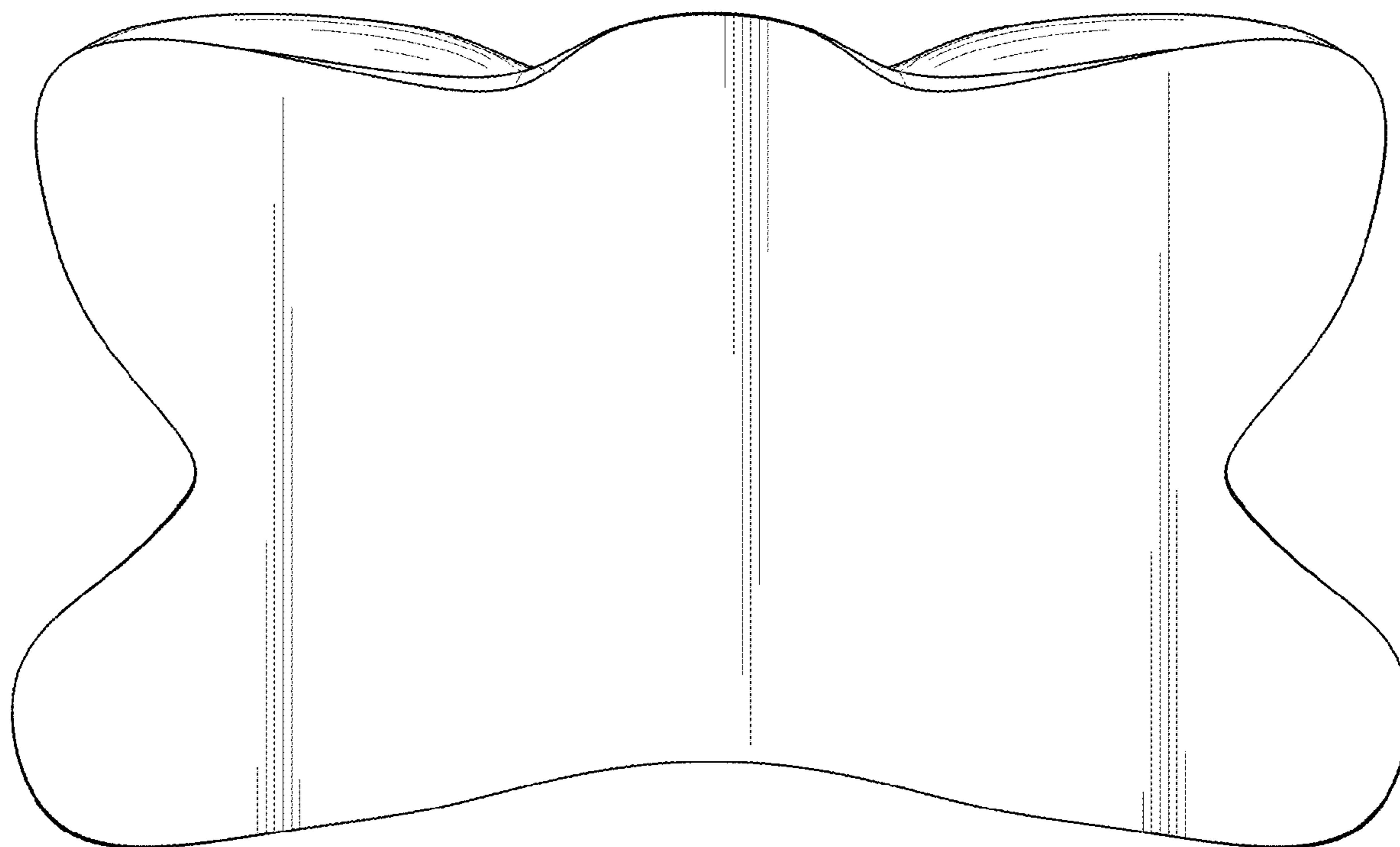


FIG. 3

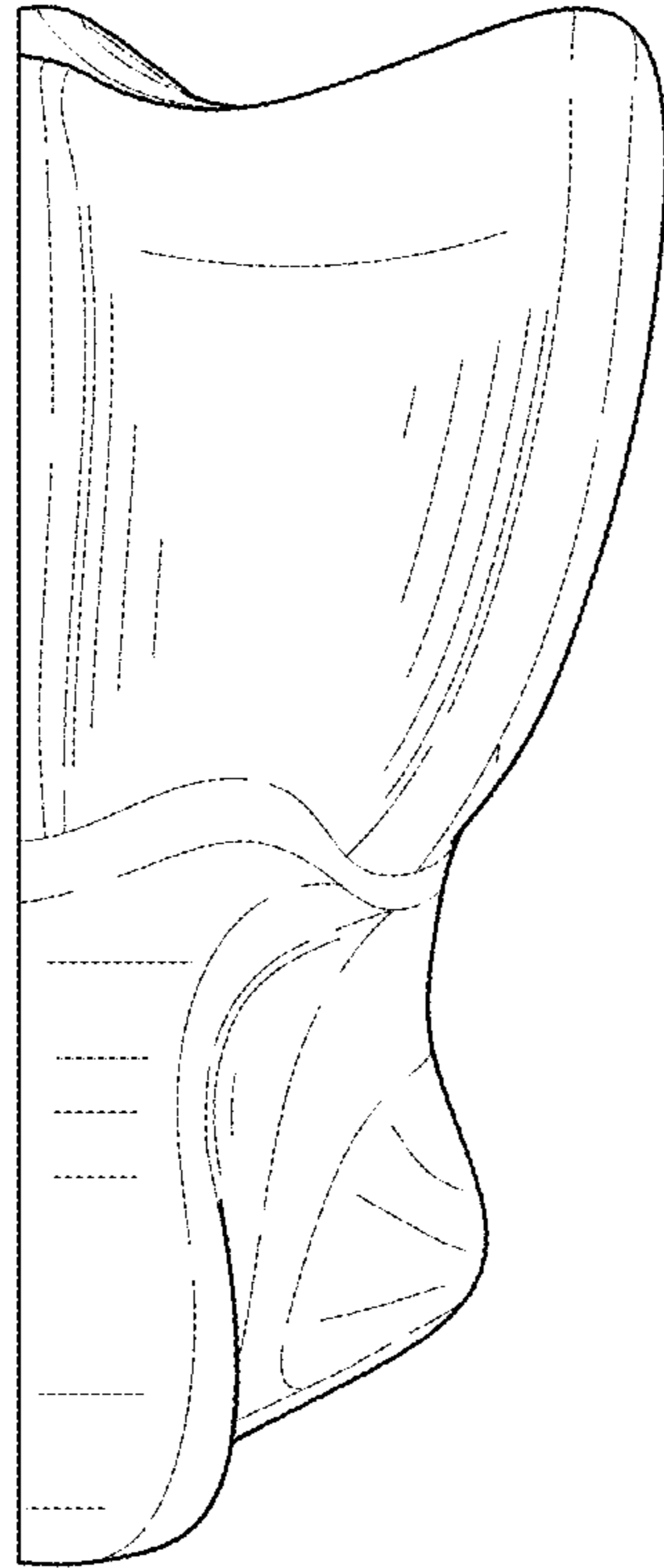


FIG. 4

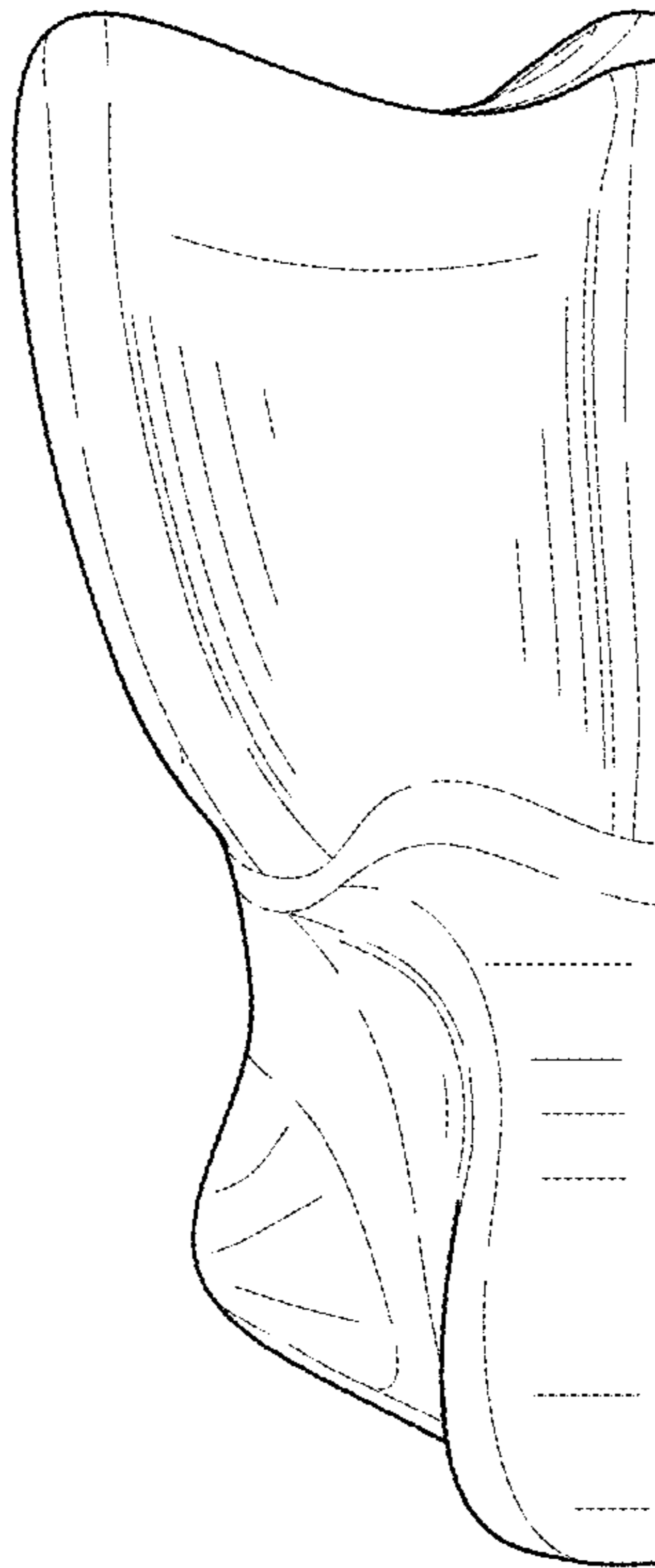


FIG. 5

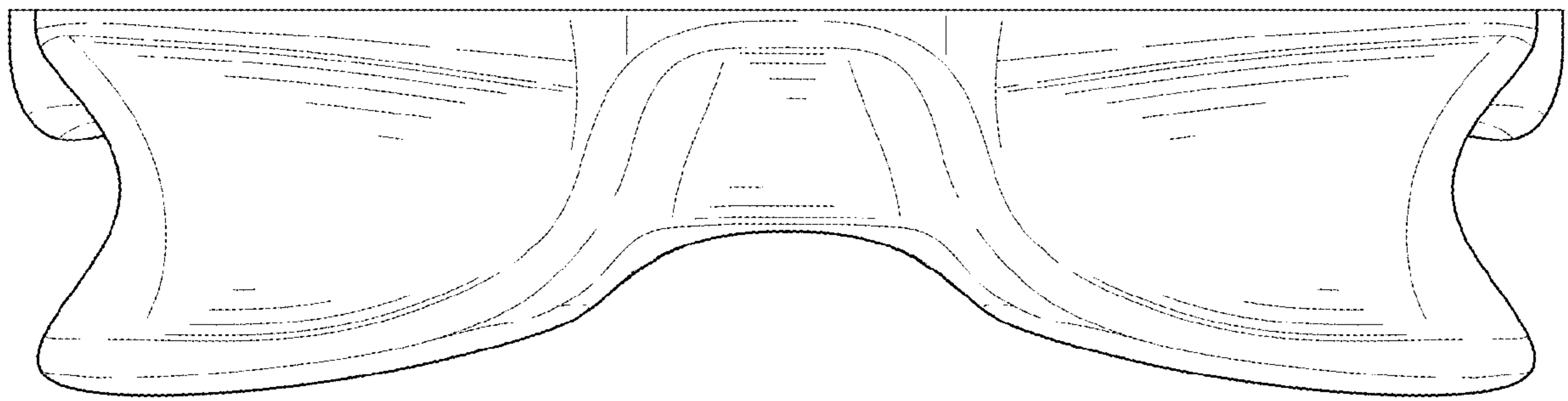


FIG. 6

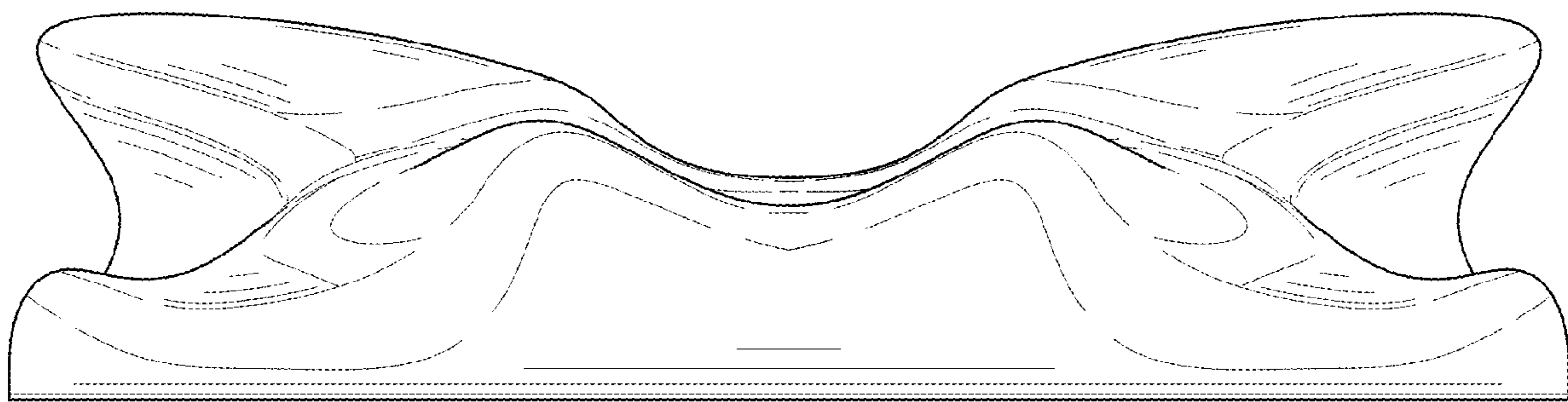


FIG. 7