

US00D932800S

(12) **United States Design Patent** (10) **Patent No.:** **US D932,800 S**
Kristiadi et al. (45) **Date of Patent:** **** Oct. 12, 2021**

(54) **PORTABLE CHANGING PAD**
(71) Applicant: **The Marsven Trust**, Toowong (AU)
(72) Inventors: **Marcia Renata Kristiadi**, Toowong (AU); **Levin Kristian Mardira**, Toowong (AU)
(73) Assignee: **The Marsven Trust**, Toowong (AU)
(**) Term: **15 Years**
(21) Appl. No.: **29/745,665**
(22) Filed: **Aug. 7, 2020**
(51) **LOC (13) Cl.** **06-09**
(52) **U.S. Cl.**
USPC **D6/596**
(58) **Field of Classification Search**
USPC D6/349, 355, 375, 512, 595, 596, 601, D6/611, 604, 715, 716, 716.1; D21/803, D21/804, 805, 809; D24/183-185, 234; D30/118
CPC A47G 9/10; A47G 9/1009; A47G 9/1018; A47G 9/1027; A47G 9/1036; A47G 9/1045; A47G 9/1063; A47G 9/1072; A47G 9/1081; A47G 9/109
See application file for complete search history.

(56) **References Cited**
U.S. PATENT DOCUMENTS

D593,786 S *	6/2009	Lown	D6/596
D612,184 S *	3/2010	Anderson	D6/595
D790,803 S *	7/2017	Paperno	D2/719
D880,900 S *	4/2020	Lewry	D6/596
D899,792 S *	10/2020	Cordova	D5/99
D919,334 S *	5/2021	Beamen	D6/608
2007/0122066 A1 *	5/2007	Landay	A45C 11/26 383/16

2007/0142809 A1 *	6/2007	Pimm	A45C 9/00 604/385.06
2011/0023236 A1 *	2/2011	Sanders	A47G 9/1045 5/655
2017/0303652 A1 *	10/2017	Tate	A45C 3/00
2018/0078050 A1 *	3/2018	Villei	A47D 15/005
2018/0368587 A1 *	12/2018	Trieu	A47D 5/006
2019/0021516 A1 *	1/2019	Joyner	A47D 5/003

OTHER PUBLICATIONS

Portable Baby Changing Pad. Amazon.com, Homlynn Store. Product reviewed Sep. 17, 2019. <https://www.amazon.com/Portable-Changing-Clutch-Waterproof-Fold-able-Everywhere/dp/B07R5RP5TV#customerReviews>.*

* cited by examiner

Primary Examiner — Jennifer L Rempfer
(74) *Attorney, Agent, or Firm* — Eric Karich; Karich & Associates

(57) **CLAIM**

The ornamental design for a portable changing pad, as shown and described.

DESCRIPTION

FIG. 1 is a perspective view of a portable changing pad, in a closed configuration, showing my new design; FIG. 2 is a perspective view of the portable changing pad, in an open configuration, showing my new design; FIG. 3 is a front elevational view thereof; FIG. 4 is a rear elevational view thereof; FIG. 5 is a left side elevational view thereof; FIG. 6 is a right side elevational view thereof; FIG. 7 is a top plan view thereof; and, FIG. 8 is a bottom plan view thereof. The broken lines shown in the drawings form no part of the claimed design.

1 Claim, 5 Drawing Sheets





Fig. 1

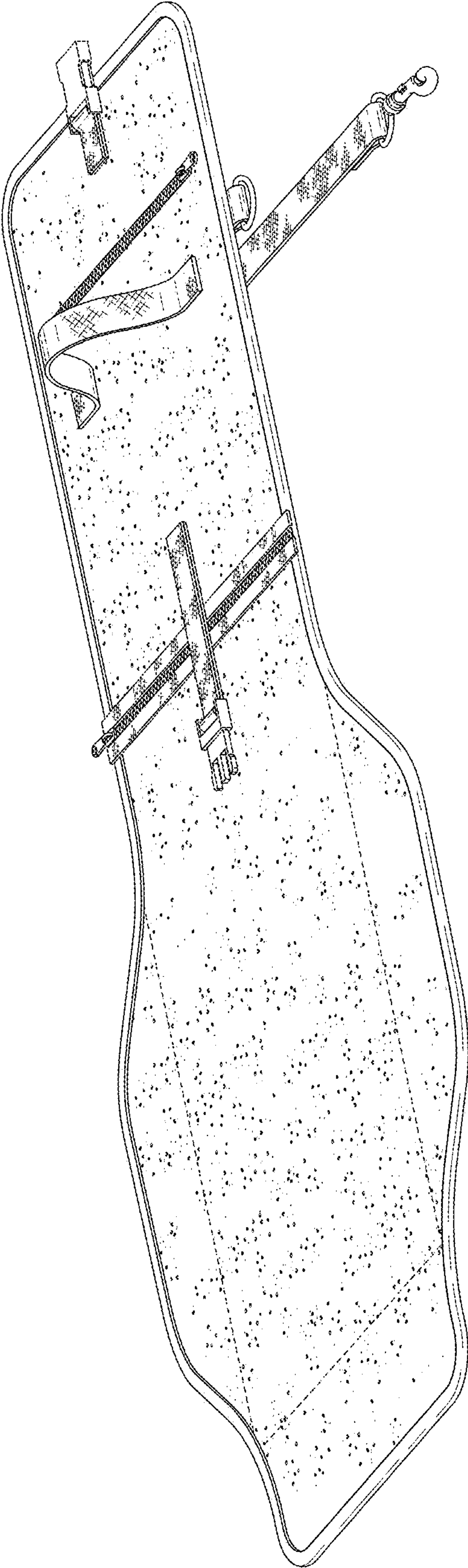


Fig. 2

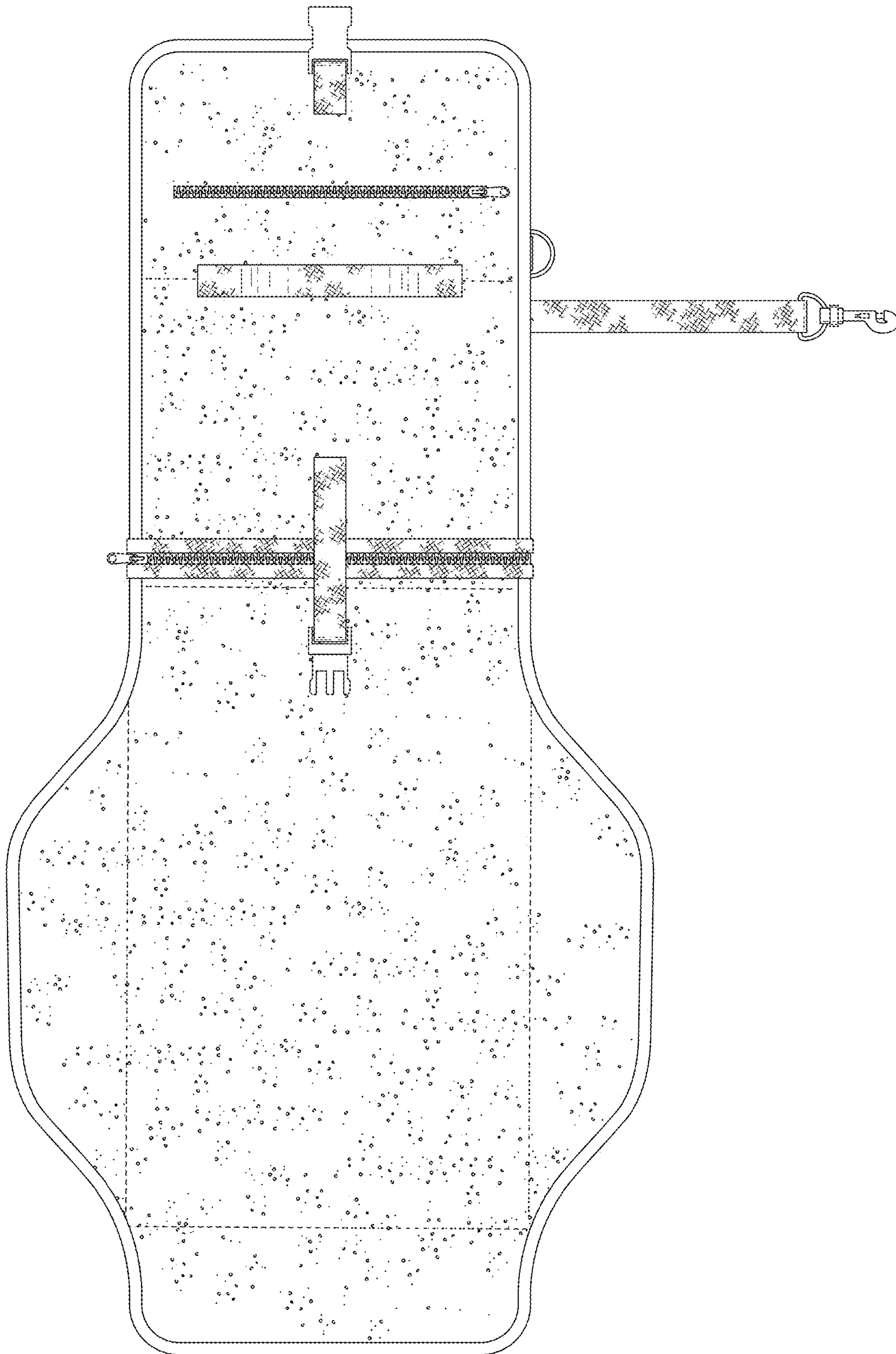


Fig. 3

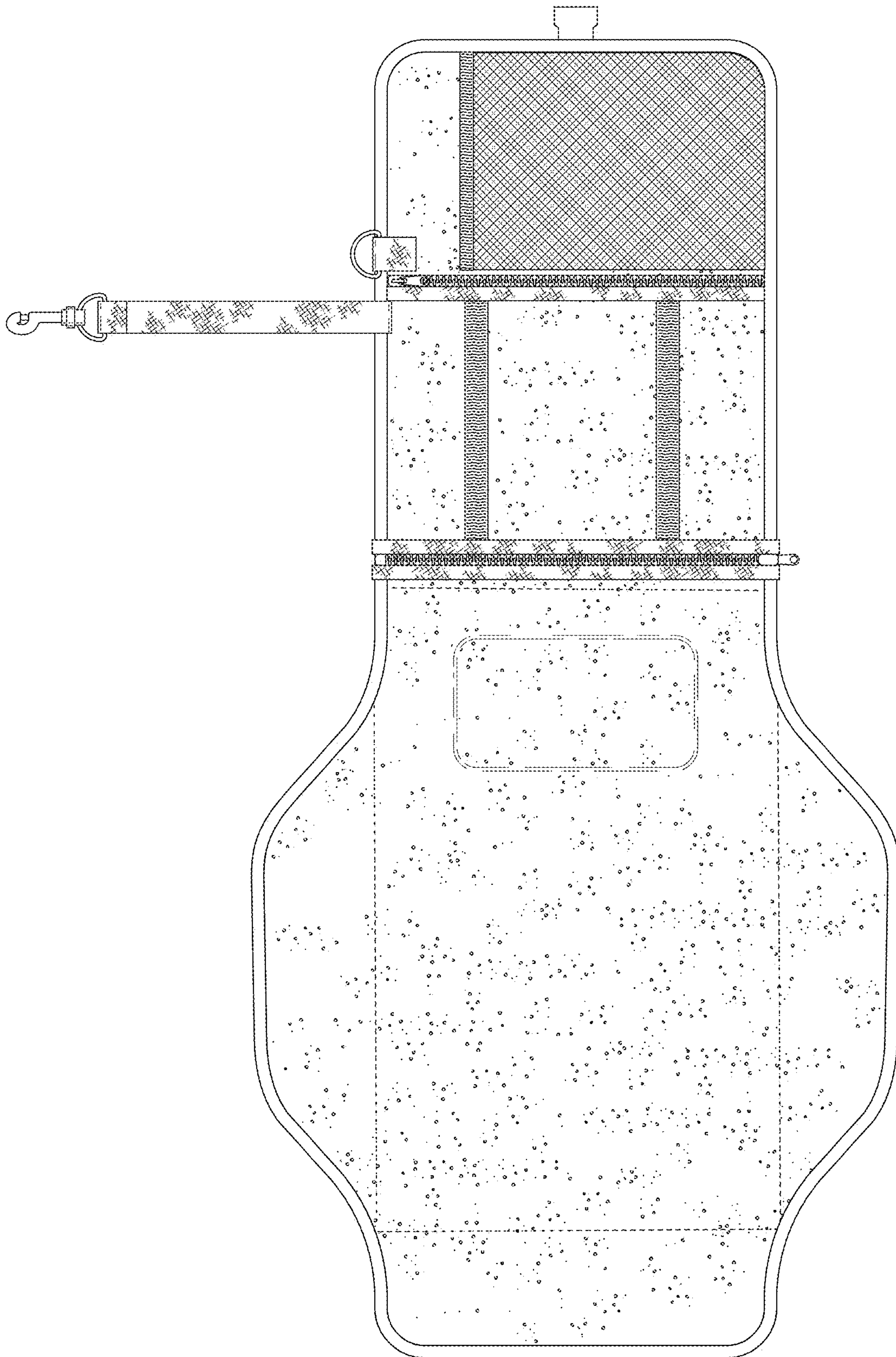


Fig. 4

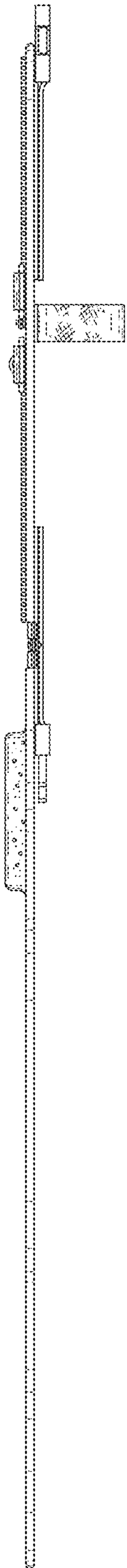


Fig. 5



Fig. 6

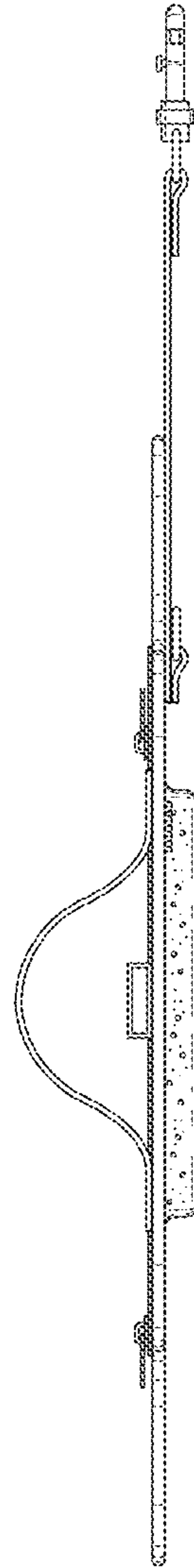


Fig. 7

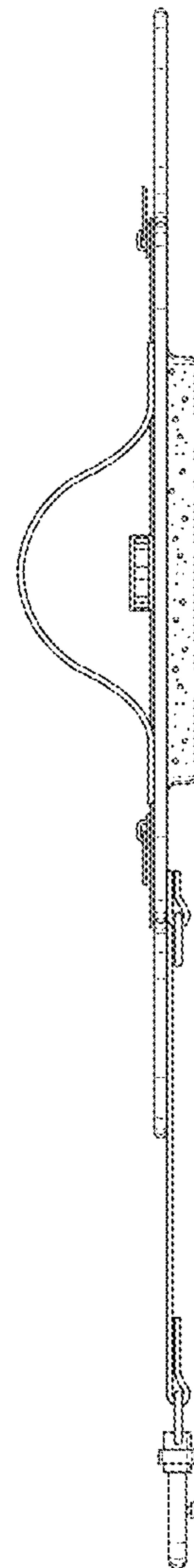


Fig. 8