



US00D932776S

(12) **United States Design Patent** (10) **Patent No.:** **US D932,776 S**
Mateski (45) **Date of Patent:** **** Oct. 12, 2021**

(54) **SKI CARRY PAD**

FOREIGN PATENT DOCUMENTS

(71) Applicant: **Nick Mateski**, Colorado Springs, CO
(US)

CN 304479091 * 1/2018
CN 305883129 * 6/2020
WO D202845-001 * 9/2019

(72) Inventor: **Nick Mateski**, Colorado Springs, CO
(US)

OTHER PUBLICATIONS

(**) Term: **15 Years**

SKI PAD, available Nov. 6, 2019, [online], [site visited Jul. 17, 2021], Available from internet, URL: <https://www.facebook.com/skipad.us/photos/a.145362136847616/145362070180956/?type=3&theater> (Year: 2019).*

(21) Appl. No.: **29/694,624**

SKI PAD, available Jan. 28, 2020, [online], [site visited Jul. 17, 2021], Available from internet, URL: <https://www.facebook.com/skipad.us/photos/a.145362136847616/182692783114551/?type=3&theater> (Year: 2020).*

(22) Filed: **Jun. 12, 2019**

(51) **LOC (13) Cl.** **03-01**

(52) **U.S. Cl.**

USPC **D3/327**; D3/261; D3/221

(58) **Field of Classification Search**

USPC D3/261, 287, 327, 221, 254, 259;
D2/639

CPC A45F 3/12; Y10S 224/907

See application file for complete search history.

* cited by examiner

Primary Examiner — W. A. Teddy Falloway

(74) *Attorney, Agent, or Firm* — Bretton L. Crockett;
TechLaw Ventures, PLLC

(56) **References Cited**

U.S. PATENT DOCUMENTS

D282,690 S * 2/1986 Legrottaglie D28/83
D377,564 S * 1/1997 Brown D3/221
D424,301 S * 5/2000 Swierz D3/327
D424,785 S * 5/2000 Conaway D2/639
6,318,609 B1 * 11/2001 Swierz A45F 3/12
2/460
D489,163 S * 5/2004 Tucker D2/639
D494,368 S * 8/2004 Nakahama D3/327
D645,245 S * 9/2011 Higuchi D3/214
D671,745 S * 12/2012 Wyner D3/301
D672,558 S * 12/2012 Wyner D3/301
D834,308 S * 11/2018 Knudsen D3/221
D904,184 S * 12/2020 Bontrager D9/425
2012/0261446 A1 * 10/2012 Stegmeyer A45F 3/12
224/264
2020/0281680 A1 * 9/2020 Spencer A61B 50/30

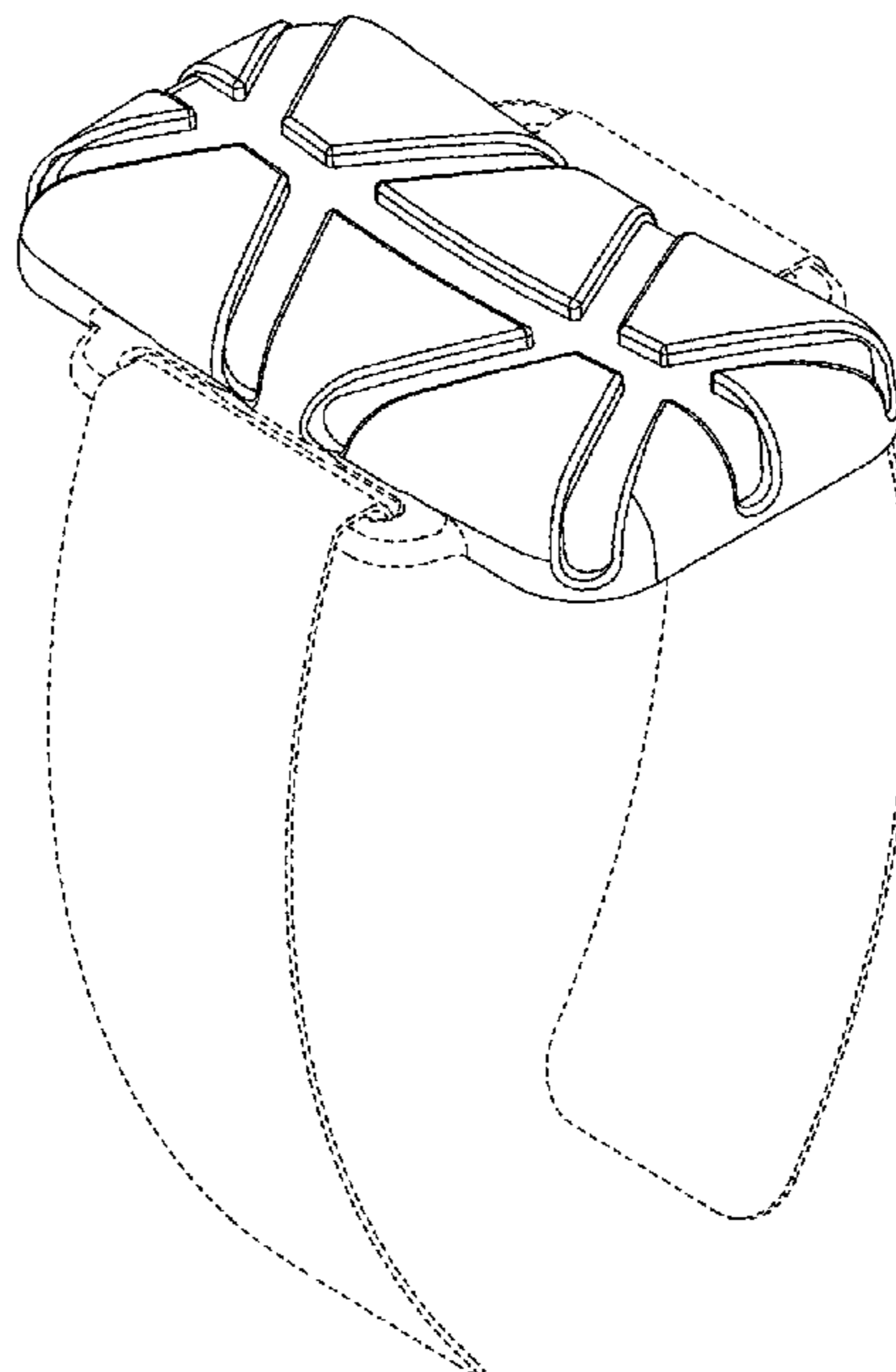
(57) **CLAIM**

The ornamental design for a ski carry pad, as shown and described.

DESCRIPTION

FIG. 1 a perspective view of a ski carry pad,
FIG. 2 is a top view of the ski carry pad,
FIG. 3 is a side view of the ski carry pad; and,
FIG. 4 is an end view of the ski carry pad.
The broken lines illustrate environmental structure and form
no part of the claimed design.

1 Claim, 4 Drawing Sheets



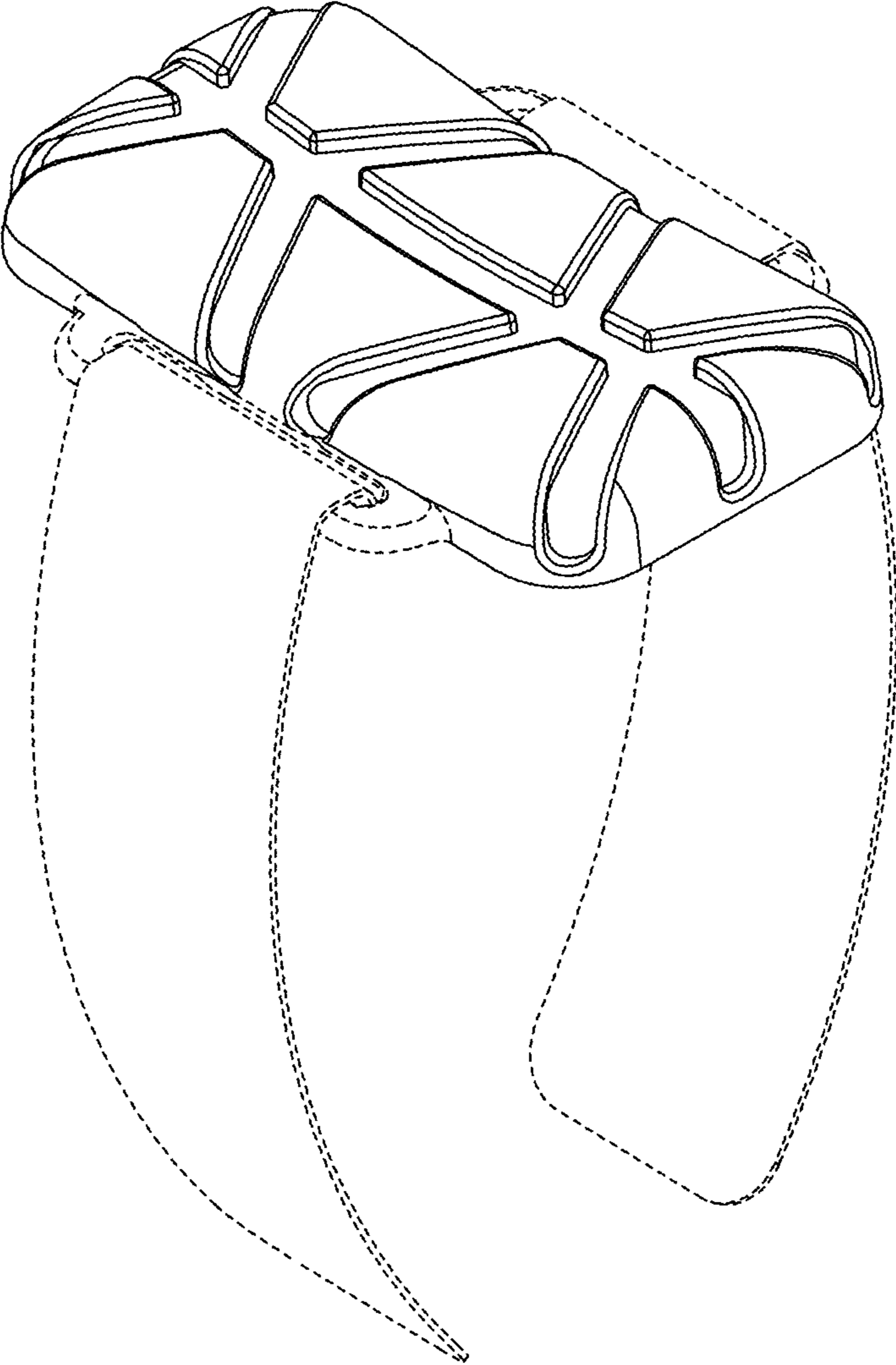


Fig. 1

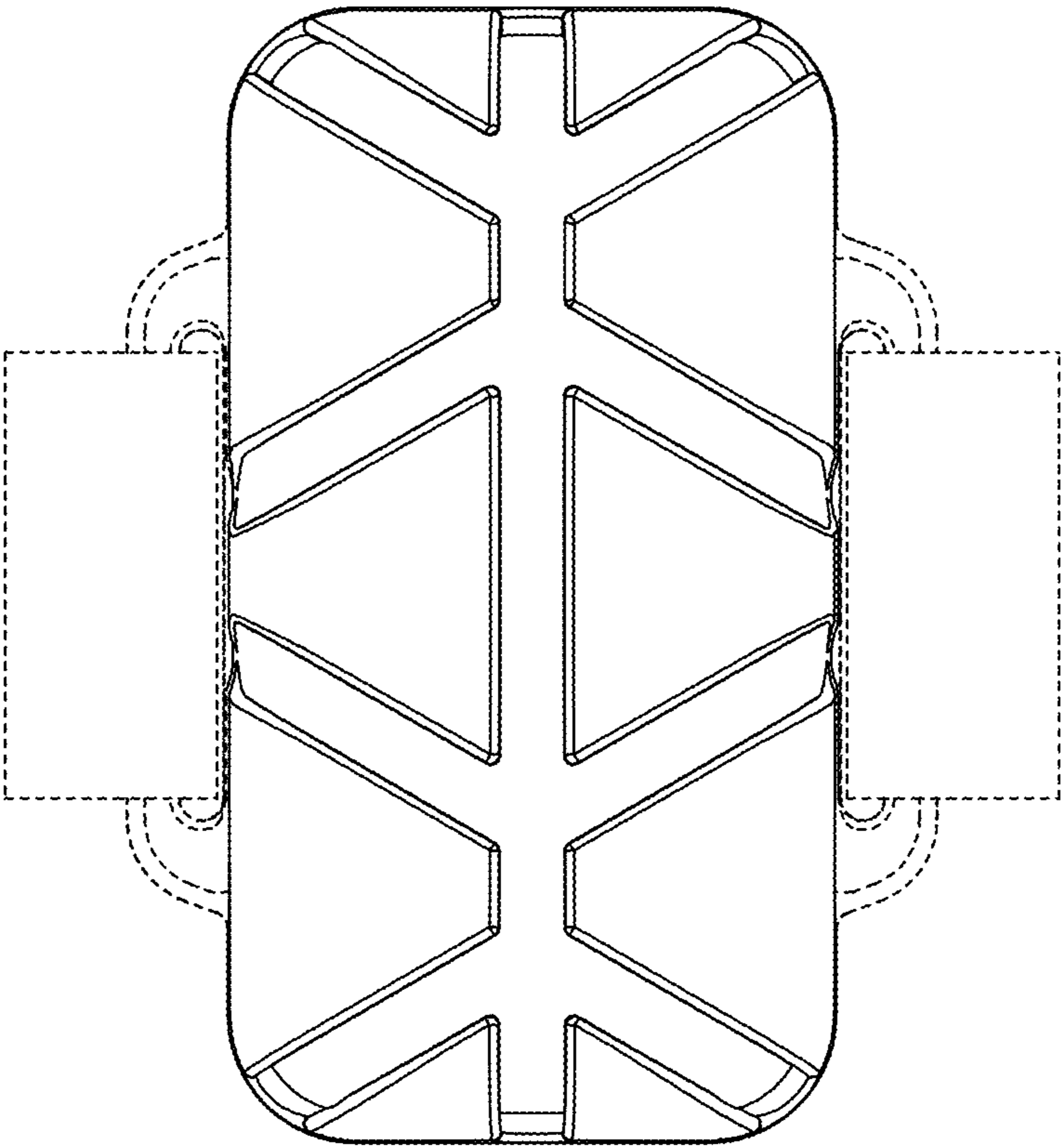


Fig. 2

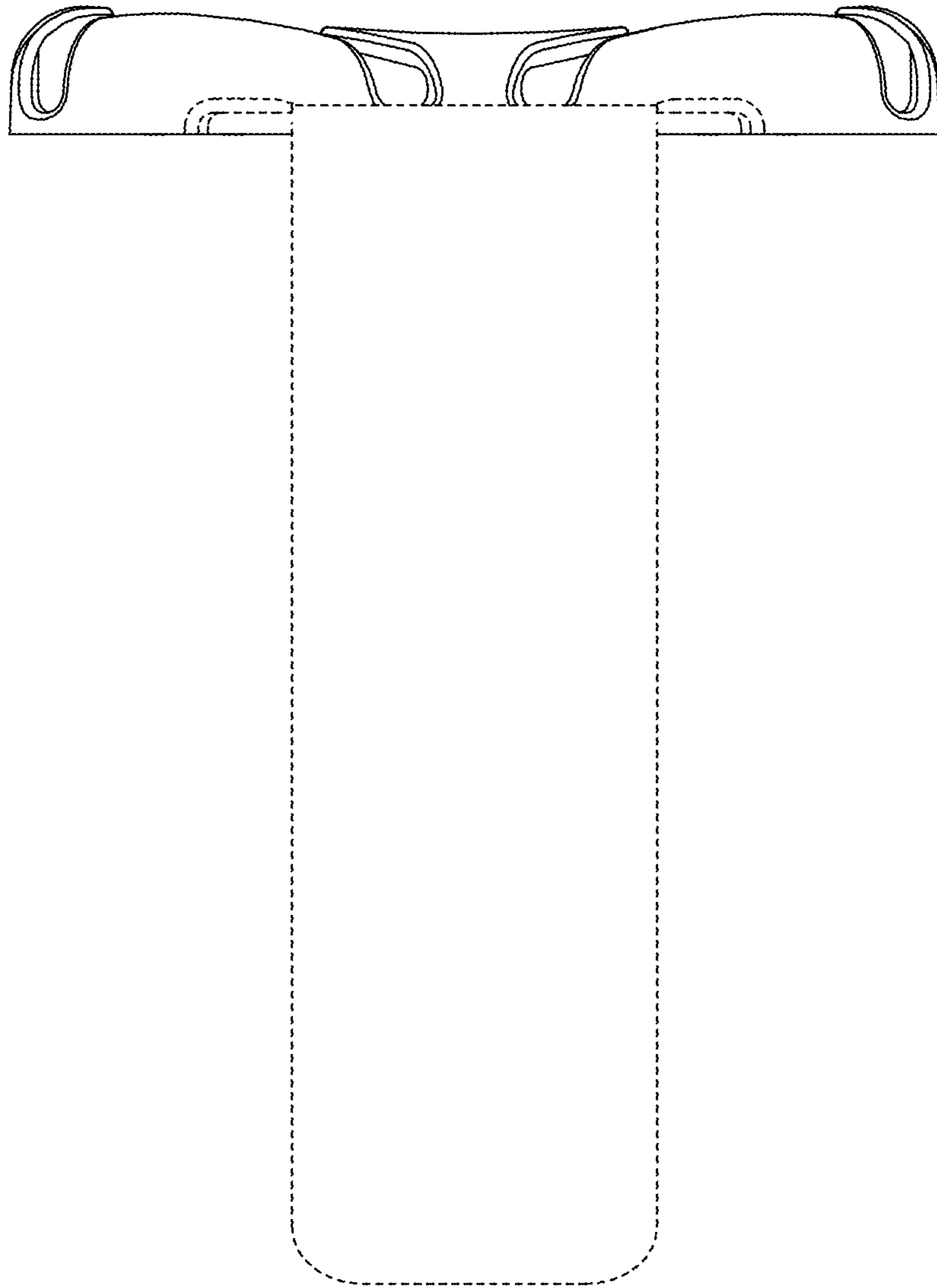


Fig. 3




Fig. 4