



US00D932708S

(12) **United States Design Patent** (10) **Patent No.:** **US D932,708 S**  
**Sthair** (45) **Date of Patent:** **\*\* Oct. 5, 2021**

(54) **HAIR EXTENSION**  
(71) Applicant: **Okyo Sthair**, Ft. Lauderdale, FL (US)  
(72) Inventor: **Okyo Sthair**, Ft. Lauderdale, FL (US)  
(\*\*) Term: **15 Years**  
(21) Appl. No.: **29/727,803**  
(22) Filed: **Mar. 13, 2020**  
(51) **LOC (13) Cl.** ..... **28-04**  
(52) **U.S. Cl.**  
USPC ..... **D28/93**  
(58) **Field of Classification Search**  
USPC ..... D28/41, 92, 93; D2/894  
CPC ..... A41G 3/00; A41G 3/0008; A41G 3/0016;  
A41G 3/0025; A41G 3/0033; A41G  
3/0041; A41G 3/005; A41G 3/0058;  
A41G 5/00; A41G 5/04; A41G 5/0046;  
A41G 5/0053; A41G 5/006; A41G  
5/0066; A41G 5/0073  
See application file for complete search history.

(56) **References Cited**  
U.S. PATENT DOCUMENTS  
1,133,196 A 3/1915 Teugler  
4,254,783 A 3/1981 Kim  
6,135,122 A 10/2000 Campbell et al.  
D434,531 S 11/2000 Sartena  
D438,676 S 3/2001 Sartena  
7,533,676 B2 5/2009 Sthair  
D685,135 S 6/2013 Jazwinski et al.  
8,528,571 B2 9/2013 Costa  
8,578,946 B2 11/2013 Ellery  
D704,893 S 5/2014 Dierker  
D730,630 S \* 6/2015 Duff ..... D2/894  
9,089,178 B1 \* 7/2015 Clarke ..... A41G 3/00  
9,125,445 B1 \* 9/2015 Bullock ..... A41G 5/0026  
D787,130 S 5/2017 Tokko  
D834,256 S 11/2018 Gordon

D835,847 S 12/2018 Jun  
D841,253 S 2/2019 Poellnitz  
D841,254 S 2/2019 Hua  
D844,248 S \* 3/2019 Hua ..... D28/92  
D844,249 S \* 3/2019 Hua ..... D28/92  
D844,250 S 3/2019 Hua  
2001/0035192 A1 11/2001 Townsend  
2009/0120451 A1 \* 5/2009 Kenna ..... A41G 5/0033  
132/201  
2011/0253165 A1 10/2011 Kenna  
2012/0260933 A1 10/2012 Ourique et al.  
2013/0133680 A1 5/2013 Wang  
2017/0224037 A1 8/2017 Tokko

(Continued)

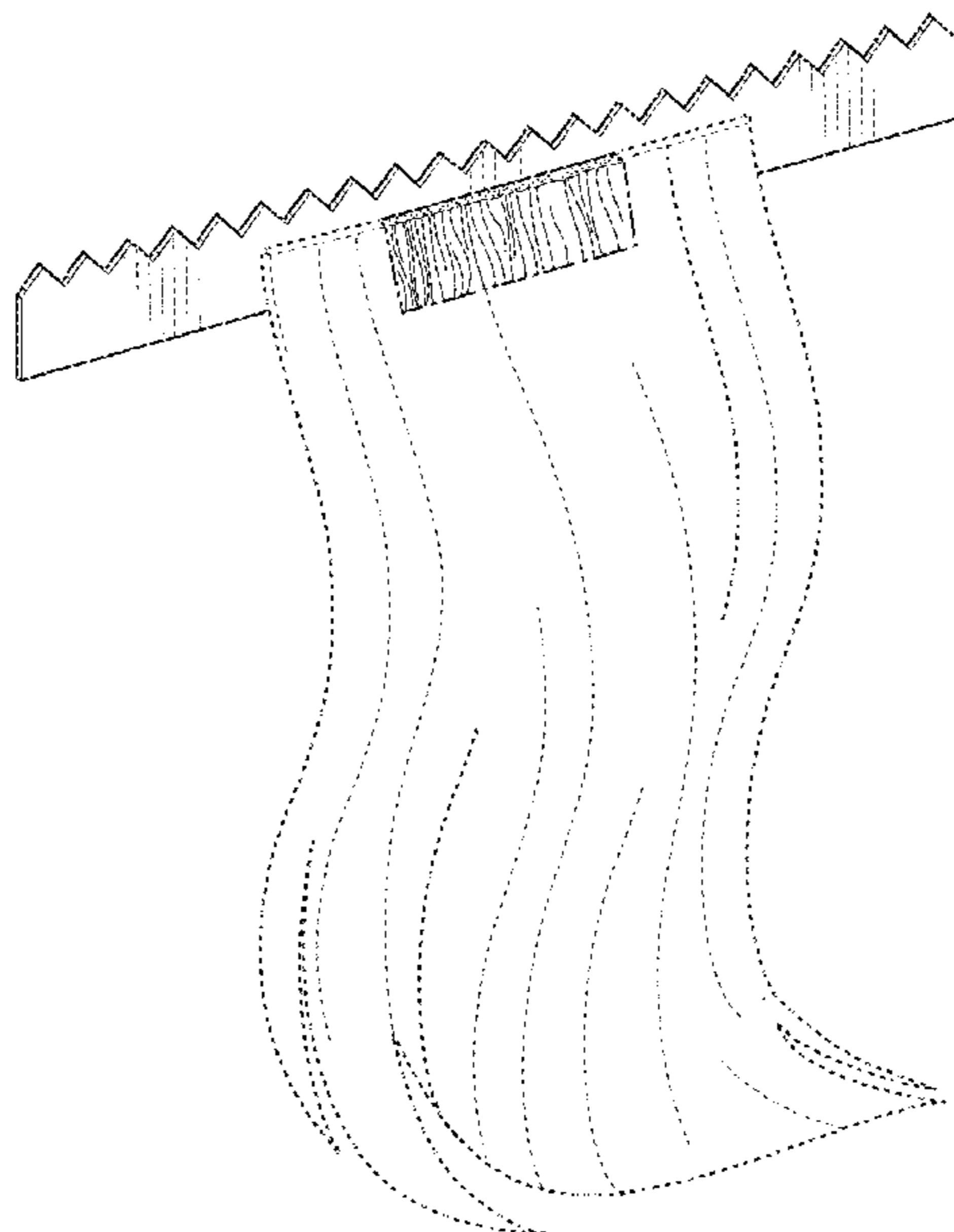
*Primary Examiner* — Zenia I Bennett  
(74) *Attorney, Agent, or Firm* — Dunlap Bennett & Ludwig, PLLC

(57) **CLAIM**  
The ornamental design for a hair extension, as shown and described.

**DESCRIPTION**

FIG. 1 is a perspective view of a hair extension, showing my new design;  
FIG. 2 is a front elevation view thereof;  
FIG. 3 is a rear elevation view thereof;  
FIG. 4 is a right-side elevation view thereof;  
FIG. 5 is a left-side elevation view thereof;  
FIG. 6 is a top plan view thereof;  
FIG. 7 is a bottom plan view thereof; and,  
FIG. 8 is a perspective view of the hair extension, shown in use.  
The evenly sized dash-dash broken lines depicts environmental subject matter that forms no part of the claimed design, while the remaining unevenly sized dash-dot-dash broken lines shown in the drawings depict bounds of the hair extension and form no part of the claimed design.  
The use of stippling indicates the ends of the hair follicles.

**1 Claim, 4 Drawing Sheets**



(56)

**References Cited**

U.S. PATENT DOCUMENTS

2017/0265550 A1 9/2017 Han et al.  
2018/0125137 A1 5/2018 Gil et al.

\* cited by examiner

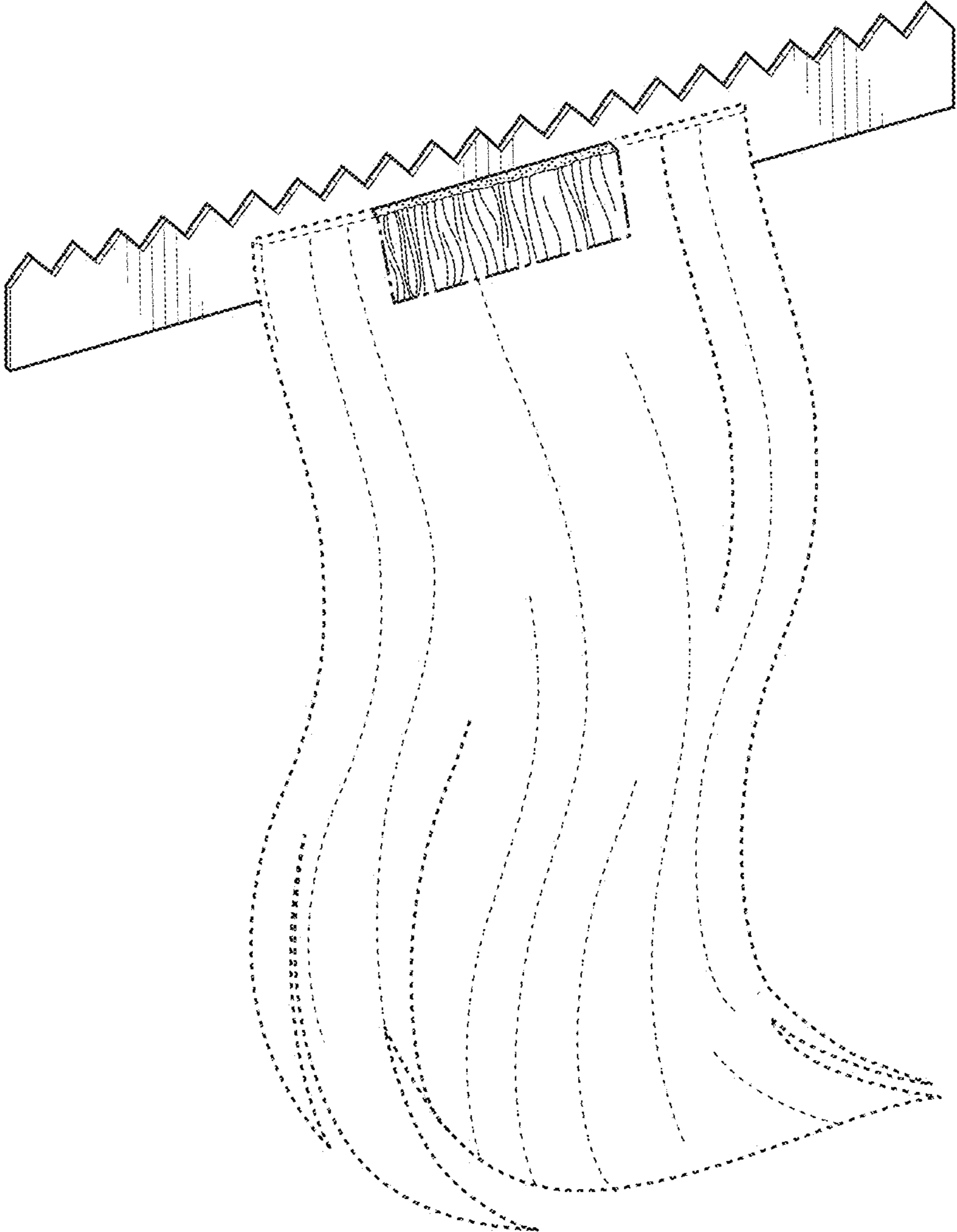
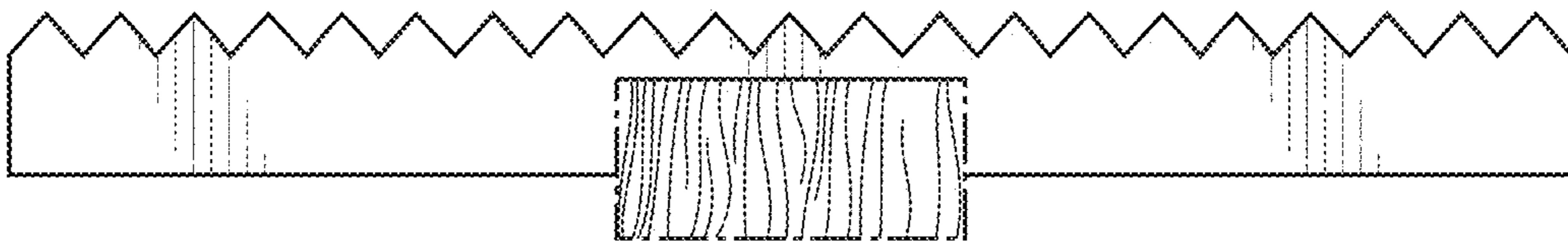
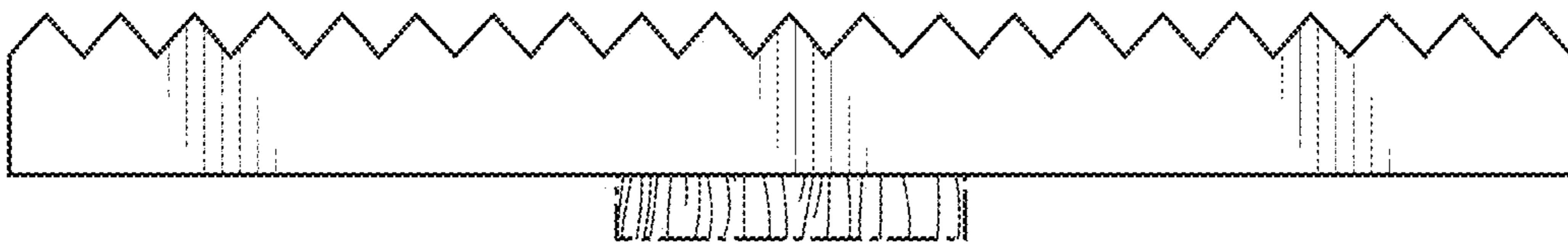


FIG. 1



**FIG. 2**



**FIG. 3**



FIG. 4



FIG. 5



FIG. 6



FIG. 7

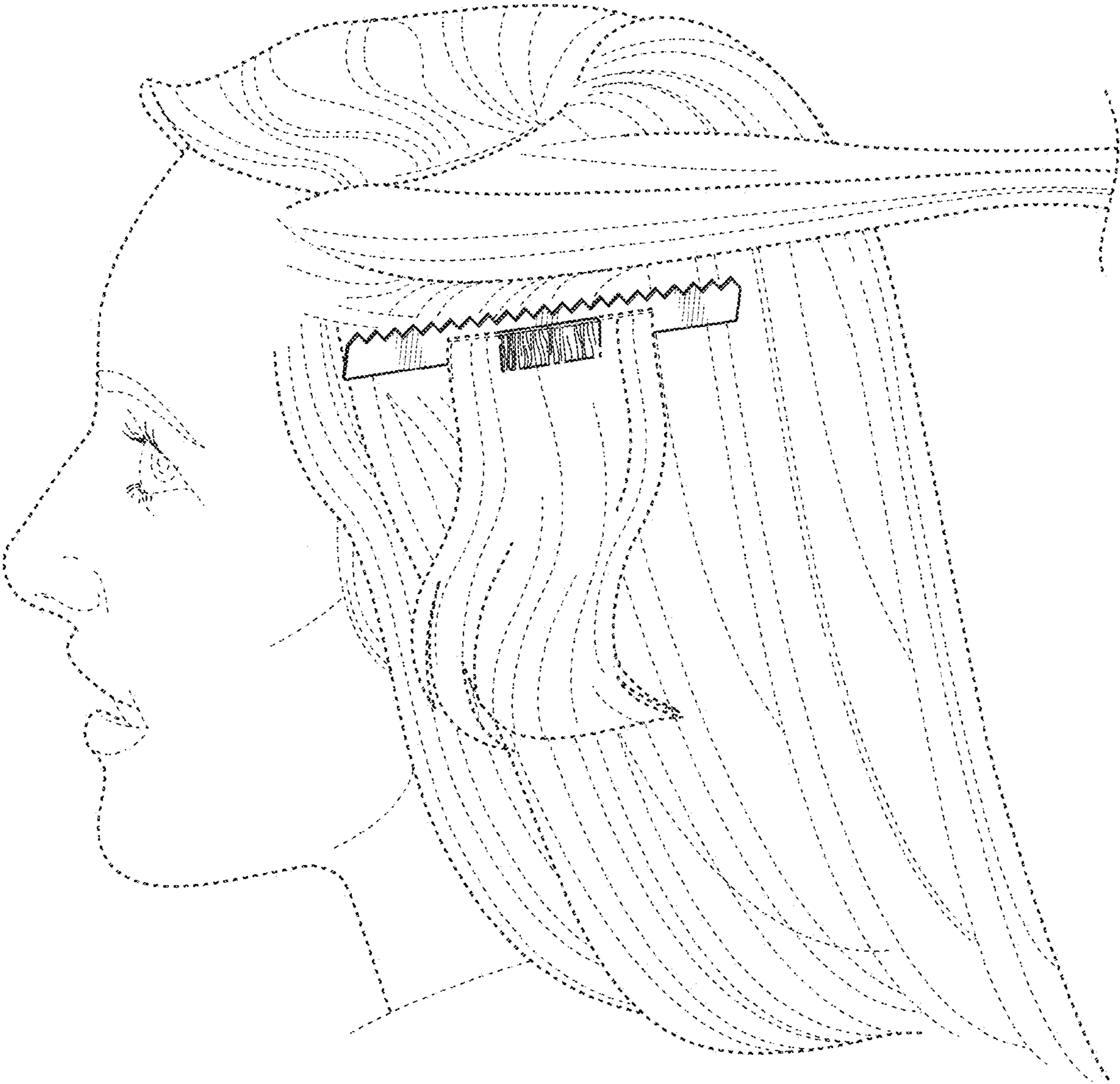


FIG. 8