



US00D932707S

(12) **United States Design Patent** (10) **Patent No.:** **US D932,707 S**  
**Ento** (45) **Date of Patent:** **\*\* Oct. 5, 2021**

(54) **EYEBROW APPLIANCE**  
(71) Applicant: **Kristin Ento**, Lancaster, CA (US)  
(72) Inventor: **Kristin Ento**, Lancaster, CA (US)  
(\*\*) Term: **15 Years**

9,125,445 B1 \* 9/2015 Bullock ..... A41G 5/0026  
9,820,553 B2 11/2017 Shimley  
D844,248 S \* 3/2019 Hua ..... D28/92  
D844,249 S \* 3/2019 Hua ..... D28/92  
2007/0006748 A1 1/2007 Liu  
2009/0120451 A1\* 5/2009 Kenna ..... A41G 5/0033  
132/201

(21) Appl. No.: **29/727,626**  
(22) Filed: **Mar. 12, 2020**  
(51) **LOC (13) Cl.** ..... **28-04**  
(52) **U.S. Cl.**  
USPC ..... **D28/93**  
(58) **Field of Classification Search**  
USPC ..... D28/92, 93  
CPC ..... A41G 3/00; A41G 5/00; A41G 5/02  
See application file for complete search history.

**FOREIGN PATENT DOCUMENTS**

EP 0278280 2/1988

\* cited by examiner

*Primary Examiner* — Zenia I Bennett

(57) **CLAIM**

The ornamental design for a eyebrow appliance, as shown and described.

**DESCRIPTION**

FIG. 1 is a front view of an eyebrow appliance showing my new design;  
FIG. 2 is a rear view of the eyebrow appliance;  
FIG. 3 is a top view of the eyebrow appliance;  
FIG. 4 is a bottom view of the eyebrow appliance;  
FIG. 5 is a right side view of the eyebrow appliance;  
FIG. 6 is a left side view of the eyebrow appliance; and,  
FIG. 7 is a bottom front side perspective view of the eyebrow appliance.

(56) **References Cited**

**U.S. PATENT DOCUMENTS**

3,266,500 A 8/1966 Weld  
4,024,879 A 5/1977 Stryker  
7,334,586 B2 2/2008 Pilmanis  
D628,747 S 12/2010 Williams  
D694,955 S 12/2013 Gallina  
D730,630 S \* 6/2015 Duff ..... D2/894  
9,089,178 B1 \* 7/2015 Clarke ..... A41G 3/00

**1 Claim, 4 Drawing Sheets**






FIG. 1




FIG. 2





FIG. 3



FIG. 4



FIG. 5



FIG. 6

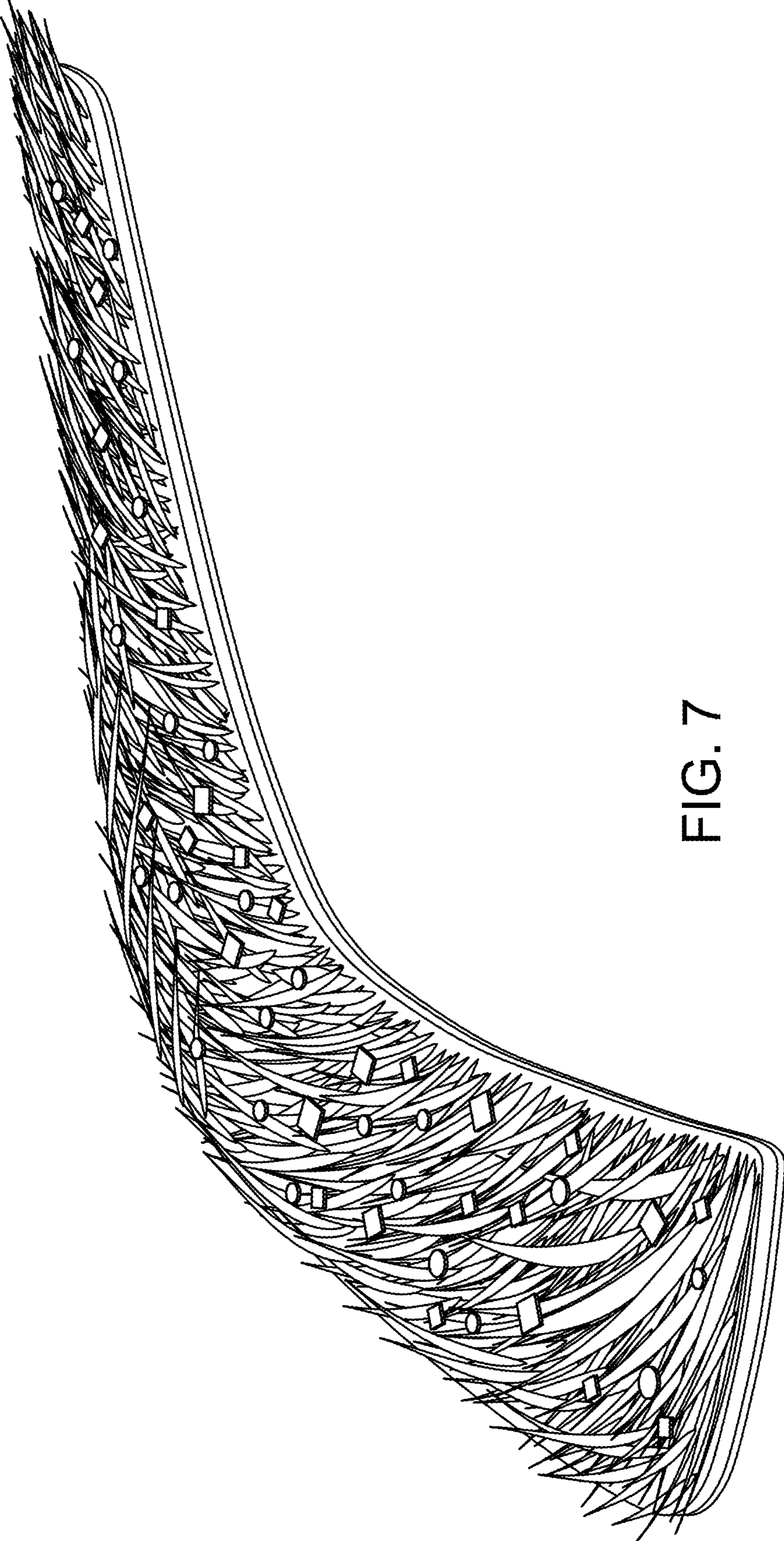


FIG. 7