



US00D932662S

(12) **United States Design Patent**
Lin

(10) **Patent No.:** **US D932,662 S**
(45) **Date of Patent:** **** Oct. 5, 2021**

(54) **WALL PANEL**
(71) Applicant: **HUIZHOU RONGSHUTOU TECHNOLOGY CO., LTD.**, Huizhou (CN)
(72) Inventor: **Feiqiang Lin**, Yingde (CN)
(73) Assignee: **HUIZHOU RONGSHUTOU TECHNOLOGY CO., LTD.**, Huizhou (CN)

3,418,766 A * 12/1968 Jackson E04B 9/22 52/83
6,079,177 A * 6/2000 Halchuck E04B 9/0435 52/314
D600,835 S * 9/2009 Kimura D25/157
D615,672 S * 5/2010 Lai D25/158
D679,838 S * 4/2013 Amend D25/163
D777,950 S 1/2017 Bilge
D872,318 S 1/2020 Li et al.

* cited by examiner

Primary Examiner — Doris Clark

(**) Term: **15 Years**

(21) Appl. No.: **29/766,995**

(22) Filed: **Jan. 20, 2021**

(51) **LOC (13) Cl.** **25-01**

(52) **U.S. Cl.**
USPC **D25/158**

(58) **Field of Classification Search**
USPC D25/157, 158
CPC ... E04B 9/28; E04B 9/225; E04B 9/22; E04B 2/74; E04B 2/72; E04B 2/7401; E04B 2001/2481; E04C 2002/005; E04C 2/46; E04C 2/52
See application file for complete search history.

(56) **References Cited**

U.S. PATENT DOCUMENTS

2,169,255 A * 8/1939 Kotrbaty E04B 2/7401 52/97
D176,500 S * 1/1956 Boldt D25/158

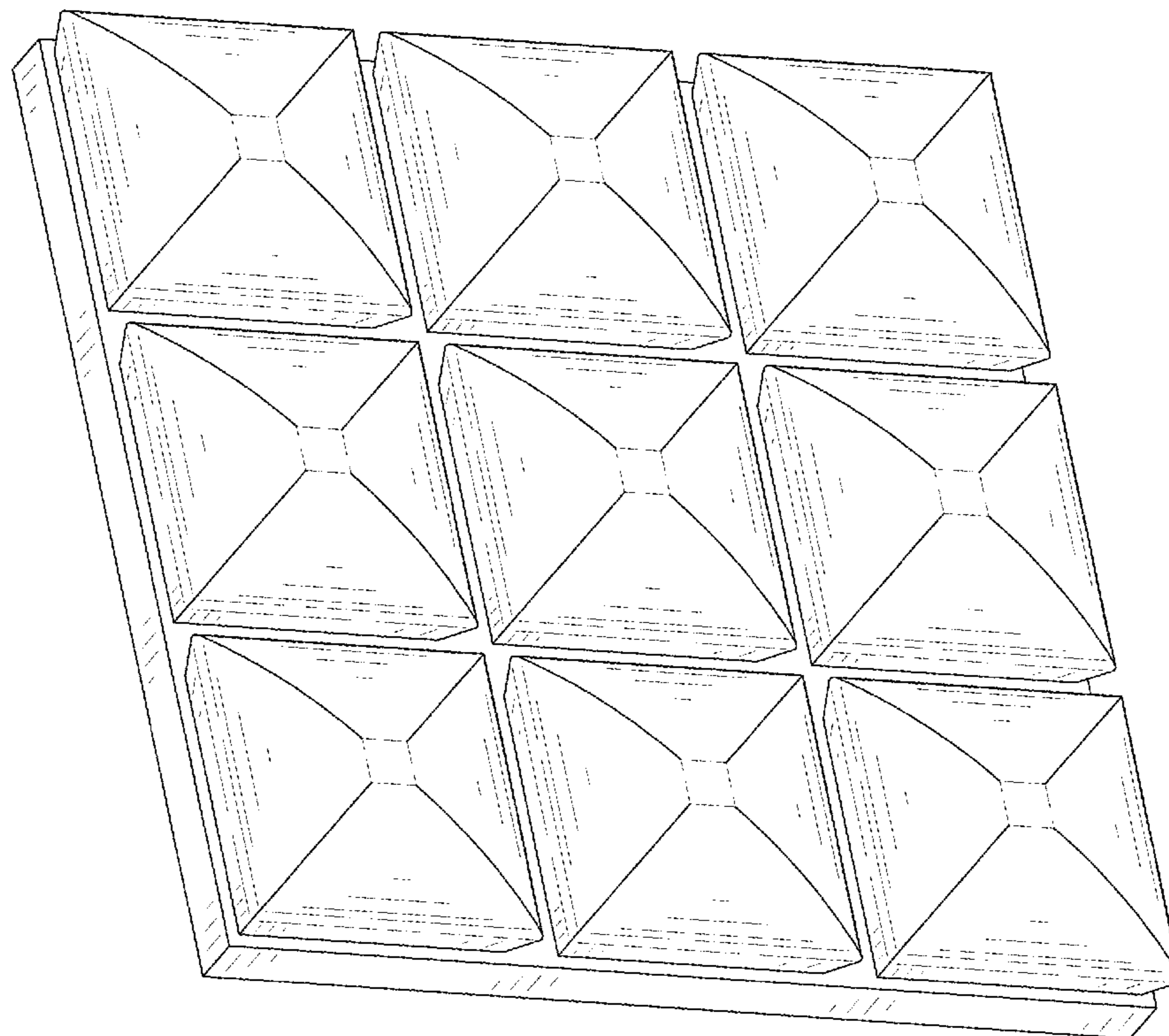
(57) **CLAIM**

The ornamental design for a wall panel, as shown and described.

DESCRIPTION

FIG. 1 is a perspective view of a wall panel showing my new design;
FIG. 2 is another perspective view thereof;
FIG. 3 is a front elevational view thereof;
FIG. 4 is a rear elevational view thereof;
FIG. 5 is a left side elevational view thereof;
FIG. 6 is a right side elevational view thereof;
FIG. 7 is a top plan view thereof; and,
FIG. 8 is a bottom plan view thereof.

1 Claim, 8 Drawing Sheets






FIG. 1




FIG. 2




FIG. 3




FIG. 4

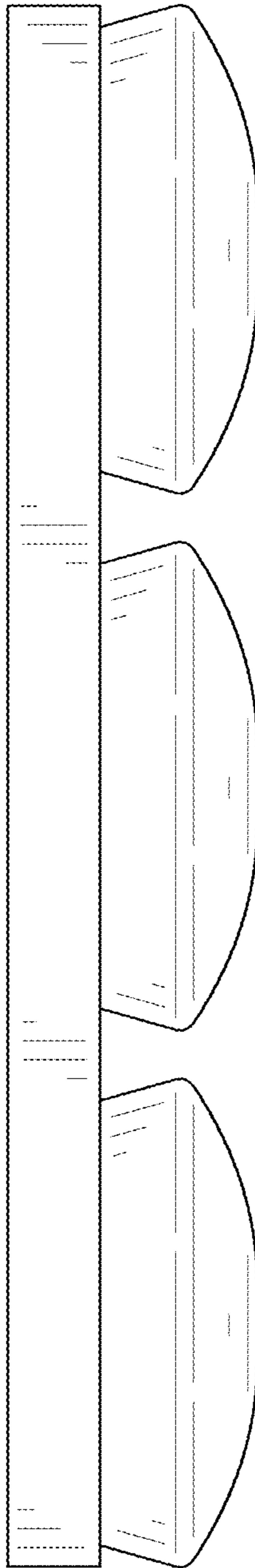


FIG. 5

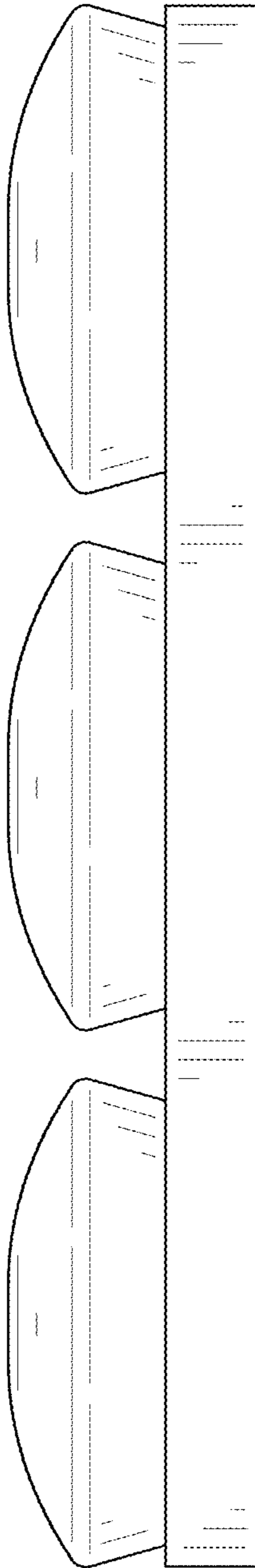


FIG. 6

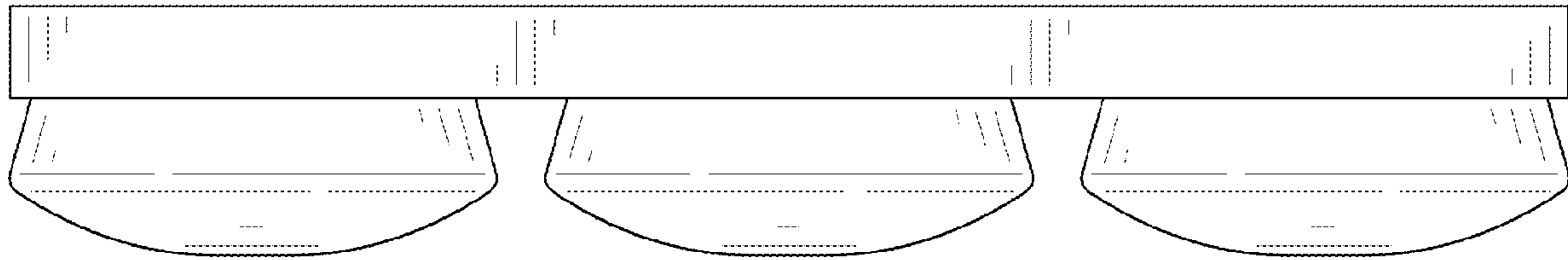


FIG. 7

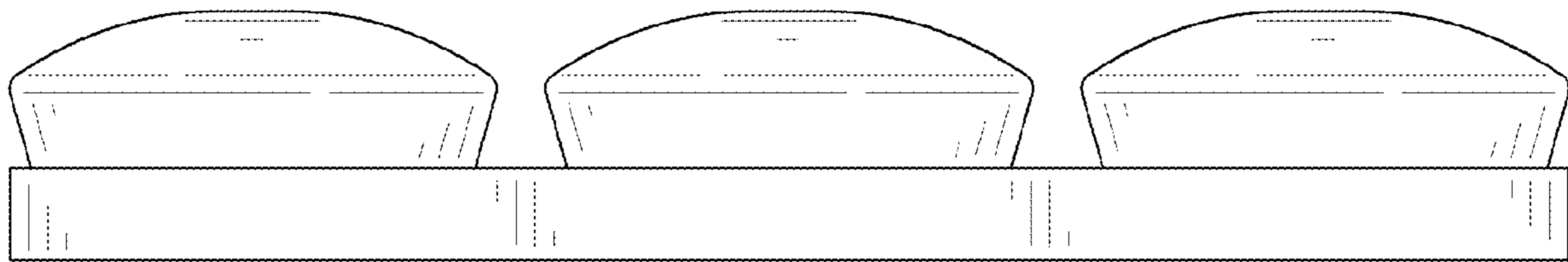


FIG. 8