



US00D932654S

(12) **United States Design Patent** (10) **Patent No.:** **US D932,654 S**
Hurst (45) **Date of Patent:** **** Oct. 5, 2021**

(54) **ROLL-UP DOOR WITH CORRUGATED DRUM**

FOREIGN PATENT DOCUMENTS

CN 3365892 * 4/2004
CN 3365893 * 4/2004

(71) Applicant: **NCI Group, Inc.**, Houston, TX (US)

(Continued)

(72) Inventor: **Joe Hurst**, Douglasville, GA (US)

OTHER PUBLICATIONS

(73) Assignee: **DINGO NEWCO, LLC**, Cary, NC (US)

Corrugated Drum Data Sheet Download 201803_DBCI_CorrugatedDrum(1) <https://www.dbci.com/resources/brochures/> Mar. 2018 (Year: 2018).*

(**) Term: **15 Years**

(Continued)

(21) Appl. No.: **29/682,347**

Primary Examiner — Leanne Was-Englehart

(22) Filed: **Mar. 4, 2019**

(74) *Attorney, Agent, or Firm* — Jason A. Bernstein; Barnes & Thornburg LLP

(51) **LOC (13) Cl.** **25-02**

(57) **CLAIM**

(52) **U.S. Cl.**

I claim the ornamental design for a roll-up door with corrugated drum, as shown and described.

USPC **D25/48.4**

DESCRIPTION

(58) **Field of Classification Search**

USPC D25/48.1, 48.3, 48.4, 48.5, 48.8

CPC E06B 9/08; E06B 9/13; E06B 9/15; E06B

9/165; E06B 9/17; E06B 9/171; E06B

9/58; B21C 23/14; B21C 23/145

See application file for complete search history.

FIG. 1 is an inside perspective view of a roll-up door with corrugated drum showing the claimed design.

FIG. 2 is an inside elevational view of the claimed design.

FIG. 3 is a left-side profile view of the claimed design, the right side being a minor image.

FIG. 4 is an outside elevational view of the claimed design.

FIG. 5 is a top plan view of the claimed design.

FIG. 6 is a bottom plan view of the claimed design; and,

FIG. 7 is a close-up view of a portion of the claimed design illustrated in FIG. 3.

In the drawings, the broken lines are for the purpose of showing environmental structure and form no part of the claimed design.

The dash-dot-dash broken lines in FIGS. 2 & 4 depict portions of the roll-up door with corrugated drum that form no part of the claimed design. The dash-dot-dash broken lines in FIGS. 3 & 7 depict the limits of the enlarged view and form no part of the claimed design.

(56) **References Cited**

U.S. PATENT DOCUMENTS

3,430,677 A 3/1969 Pierce

3,640,332 A 2/1972 Luby et al.

3,734,161 A * 5/1973 Pierce E06B 9/17
160/133

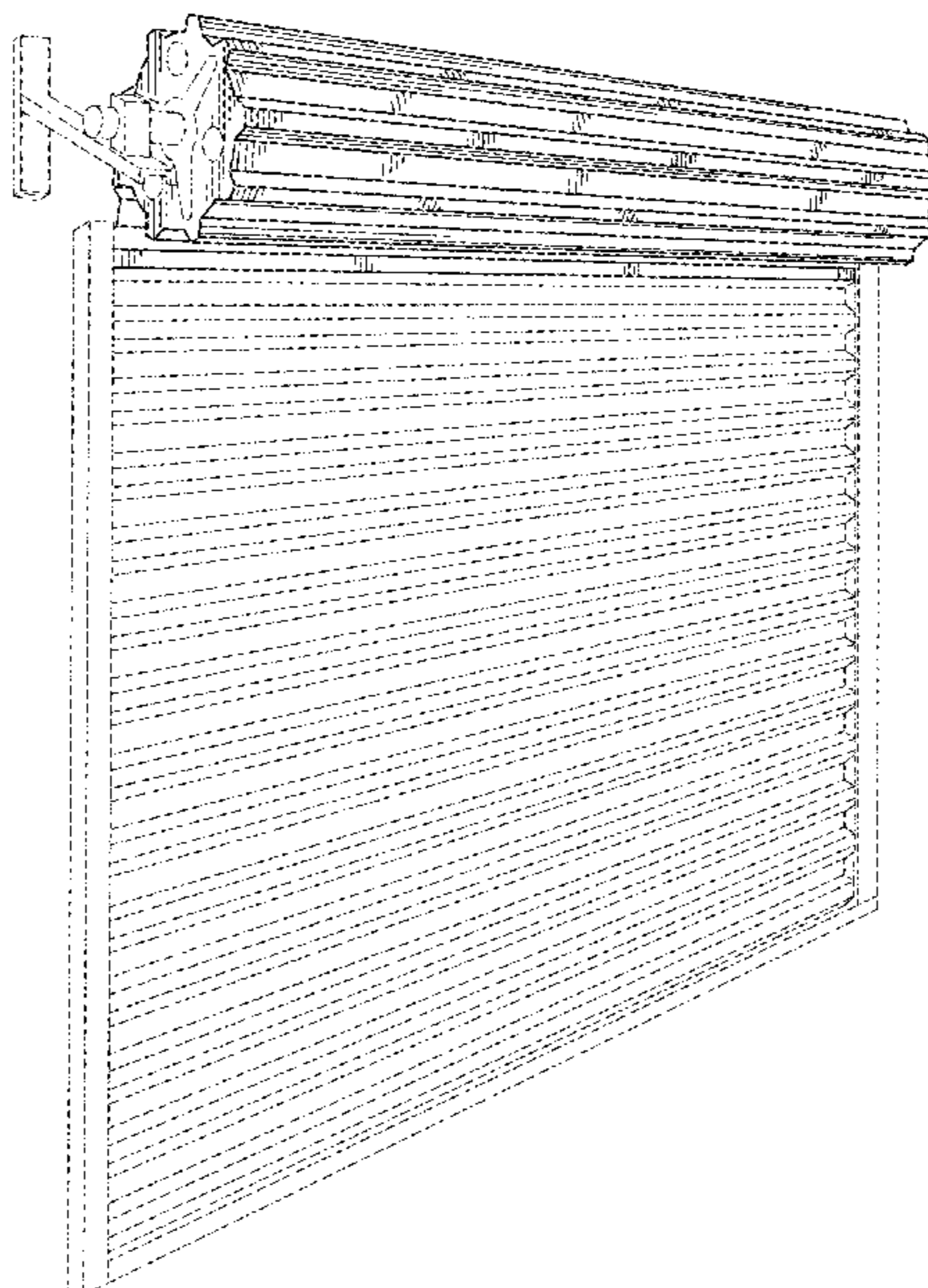
4,428,218 A * 1/1984 LaRocca B21C 23/14
160/235

D286,433 S * 10/1986 Greco D25/125

4,921,033 A * 5/1990 Finch E06B 9/13
160/133

(Continued)

1 Claim, 4 Drawing Sheets



(56)

References Cited

U.S. PATENT DOCUMENTS

4,930,563 A * 6/1990 Finch E06B 9/115
160/133
5,042,556 A * 8/1991 Ruitter E05D 15/165
160/201
5,172,744 A * 12/1992 Finch E06B 9/15
160/133
6,065,525 A * 5/2000 Wells E06B 9/58
160/273.1
6,092,581 A * 7/2000 Andersson E06B 9/40
160/266
D549,353 S * 8/2007 Lowman D25/48.1
D549,354 S * 8/2007 Lowman D25/48.1
D866,801 S * 11/2019 Zombek D25/141
D868,296 S * 11/2019 Zombek D25/141
2010/0205883 A1 * 8/2010 Carson E04F 13/12
52/281

FOREIGN PATENT DOCUMENTS

CN 303989908 * 12/2016
CN 304673638 * 6/2018
JP D1324266 * 3/2008
JP D1324267 * 3/2008

OTHER PUBLICATIONS

Self Storage & Commercial Corrugated Drum _ DBCI <https://www.dbci.com/components/standard-door-products/corrugated-drum/> Available Mar. 19, 2019 (Year: 2019).*

* cited by examiner

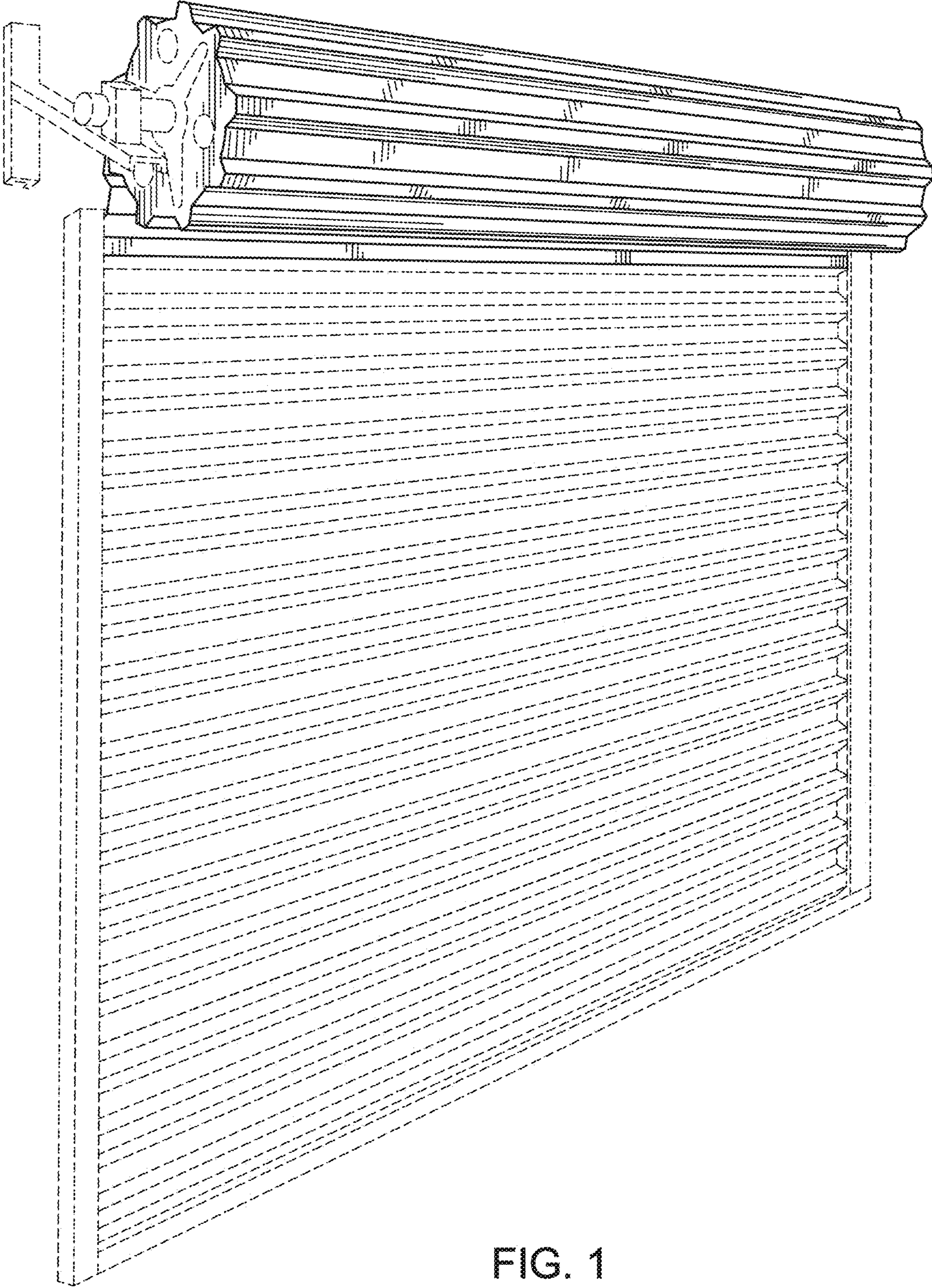


FIG. 1




FIG. 2

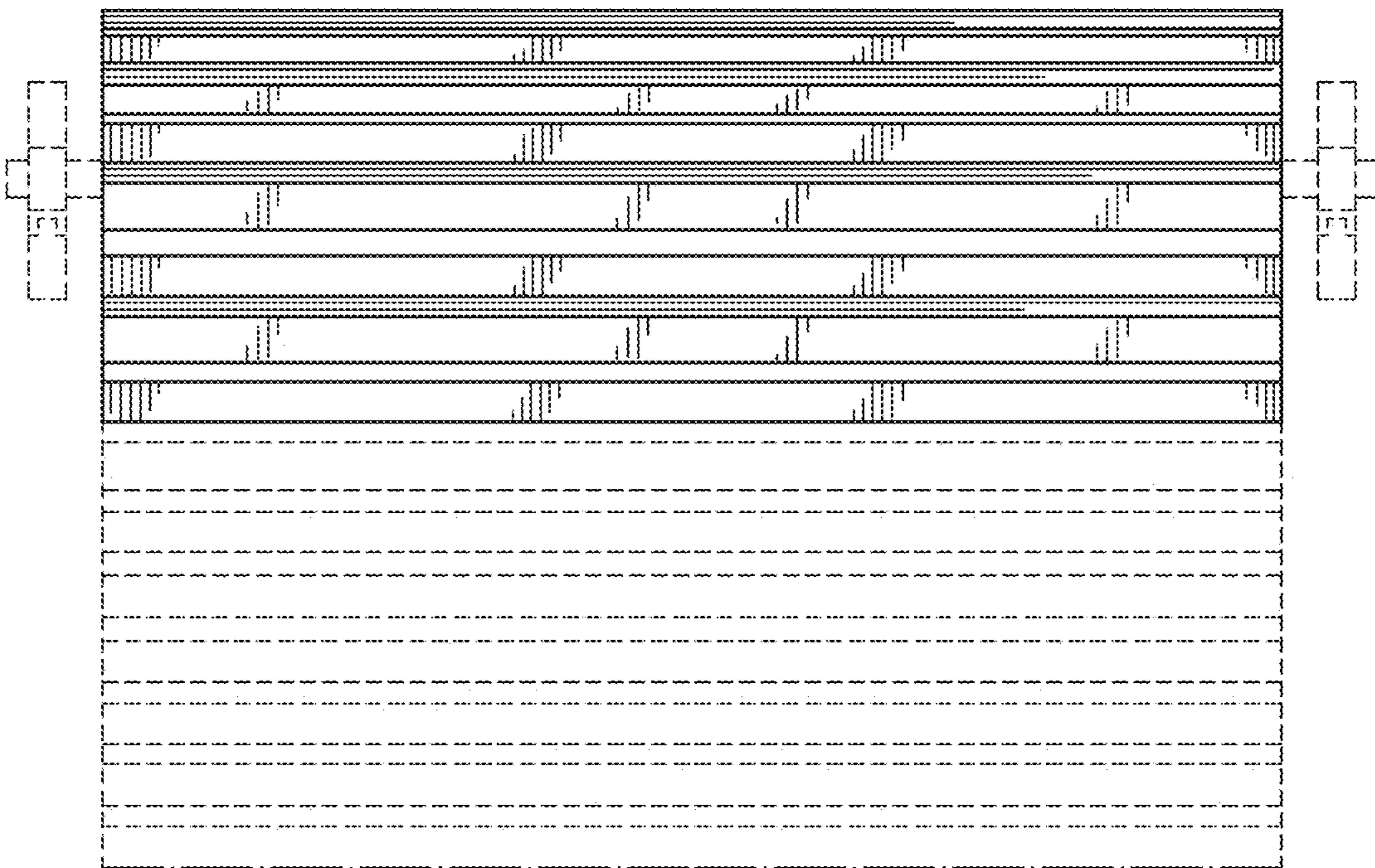


FIG. 4

FIG. 5





FIG. 6

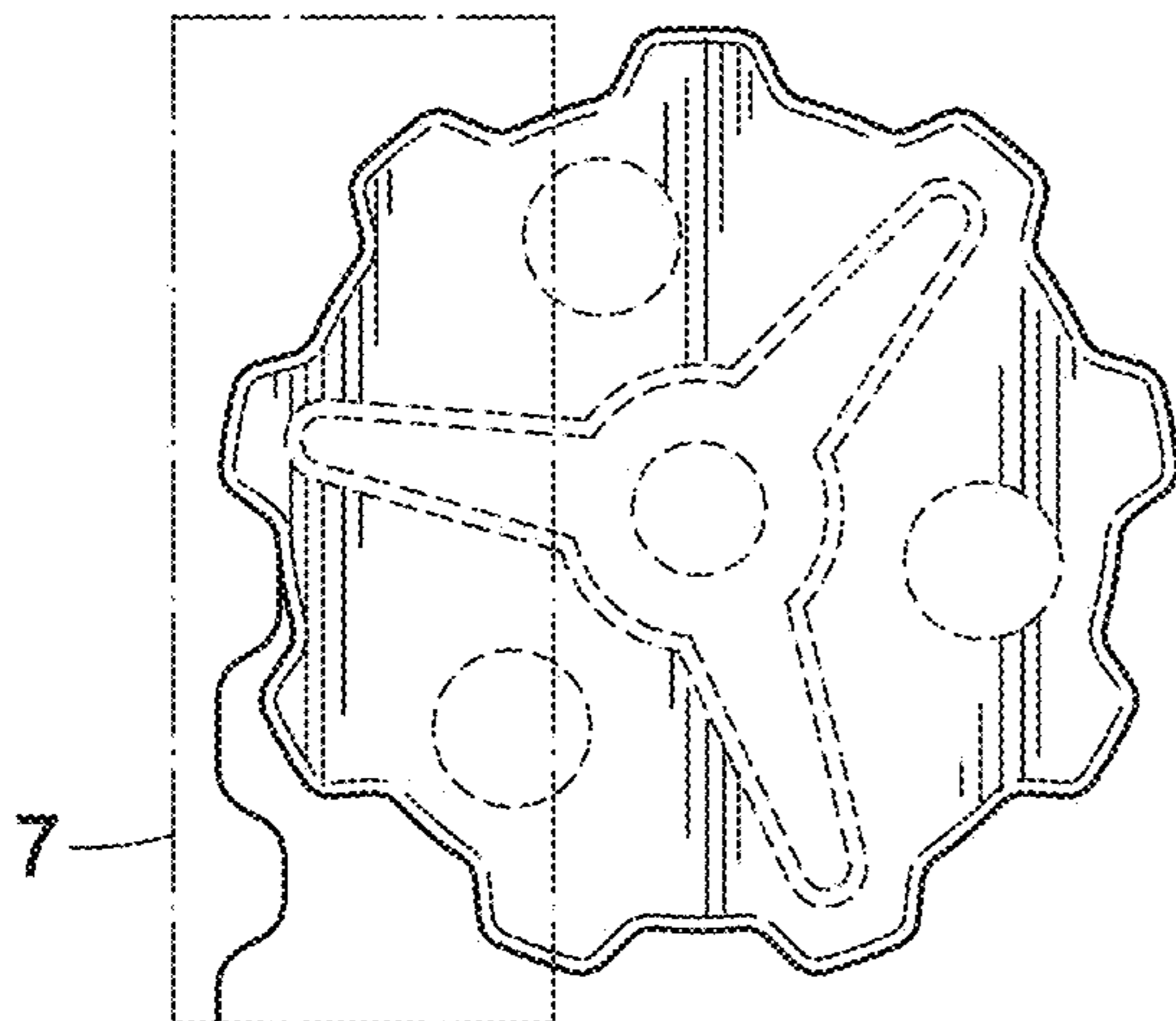


FIG. 3

FIG. 7

