



US00D932653S

(12) **United States Design Patent** (10) **Patent No.:** **US D932,653 S**  
**Hurst** (45) **Date of Patent:** **\*\* Oct. 5, 2021**

(54) **ROLL-UP DOOR WITH CORRUGATED DRUM**

FOREIGN PATENT DOCUMENTS

CN 3365892 \* 4/2004  
CN 3365893 \* 4/2004

(71) Applicant: **NCI Group, Inc.**, Houston, TX (US)

(Continued)

(72) Inventor: **Joe Hurst**, Douglasville, GA (US)

OTHER PUBLICATIONS

(73) Assignee: **DINGO NEWCO, LLC**, Cary, NC (US)

Corrugated Drum Data Sheet Download 201803\_DBCI\_CorrugatedDrum(1) <https://www.dbci.com/resources/brochures/> Mar. 2018 (Year: 2018).\*

(\*\*) Term: **15 Years**

(Continued)

(21) Appl. No.: **29/682,341**

*Primary Examiner* — Leanne Was-Englehart

(22) Filed: **Mar. 4, 2019**

(74) *Attorney, Agent, or Firm* — Jason A. Bernstein; Barnes & Thornburg LLP

(51) **LOC (13) Cl.** ..... **25-02**

(57) **CLAIM**

(52) **U.S. Cl.**  
USPC ..... **D25/48.4**

I claim the ornamental design for a roll-up door with corrugated drum, as shown and described.

(58) **Field of Classification Search**  
USPC ..... D25/48.1, 48.3, 48.4, 48.5, 48.8  
CPC ..... E06B 9/08; E06B 9/13; E06B 9/15; E06B 9/165; E06B 9/17; E06B 9/171; E06B 9/58; B21C 23/14; B21C 23/145  
See application file for complete search history.

**DESCRIPTION**

(56) **References Cited**

U.S. PATENT DOCUMENTS

3,430,677 A 3/1969 Pierce  
3,640,332 A 2/1972 Luby et al.  
3,734,161 A \* 5/1973 Pierce ..... E06B 9/17  
160/133  
4,428,218 A \* 1/1984 LaRocca ..... B21C 23/14  
160/235  
D286,433 S \* 10/1986 Greco ..... D25/125  
4,921,033 A \* 5/1990 Finch ..... E06B 9/13  
160/133  
4,930,563 A \* 6/1990 Finch ..... E06B 9/115  
160/133

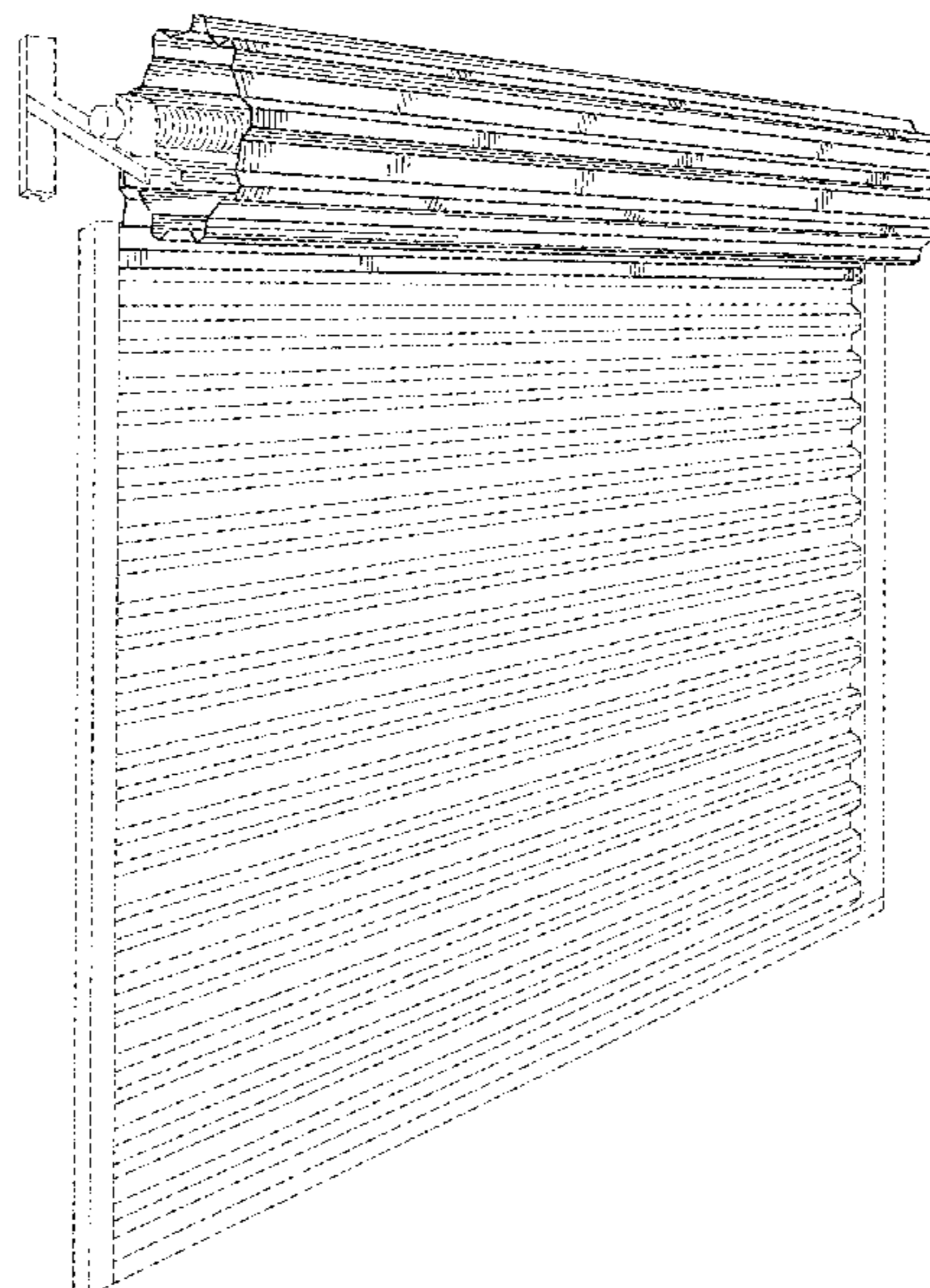
FIG. 1 is an inside perspective view of a roll-up door with corrugated drum showing the claimed design.  
FIG. 2 is an inside elevational view of the claimed design.  
FIG. 3 is a left-side profile view of the claimed design, the right side being a mirror image.  
FIG. 4 is an outside elevational view of the claimed design.  
FIG. 5 is a top plan view of the claimed design.  
FIG. 6 is a bottom plan view of the claimed design.  
FIG. 7 is a cross-sectional view of the claimed design taken from FIG. 5 along lines 7-7; and,  
FIG. 8 is an enlarged partial view of the claimed design taken from FIG. 7.

In the drawings, the broken lines are for the purpose of showing environmental structure and form no part of the claimed design.

The dash-dot-dot-dash broken lines in FIGS. 7 & 8 depict the limits of the enlarged view and form no part of the claimed design.

(Continued)

**1 Claim, 5 Drawing Sheets**



(56)

**References Cited**

U.S. PATENT DOCUMENTS

5,042,556 A \* 8/1991 Ruiter ..... E05D 15/165  
160/201  
5,172,744 A \* 12/1992 Finch ..... E06B 9/15  
160/133  
6,065,525 A \* 5/2000 Wells ..... E06B 9/58  
160/273.1  
6,092,581 A \* 7/2000 Andersson ..... E06B 9/40  
160/266  
D549,353 S \* 8/2007 Lowman ..... D25/48.1  
D549,354 S \* 8/2007 Lowman ..... D25/48.1  
D866,801 S \* 11/2019 Zombek ..... D25/141  
D868,296 S \* 11/2019 Zombek ..... D25/141  
2010/0205883 A1 \* 8/2010 Carson ..... E04F 13/12  
52/281

FOREIGN PATENT DOCUMENTS

CN 303989908 \* 12/2016  
CN 304673638 \* 6/2018  
JP D1324266 \* 3/2008  
JP D1324267 \* 3/2008

OTHER PUBLICATIONS

Self Storage & Commercial Corrugated Drum \_ DBCI <https://www.dbci.com/components/standard-door-products/corrugated-drum/> Available Mar. 19, 2019 (Year: 2019).\*

\* cited by examiner

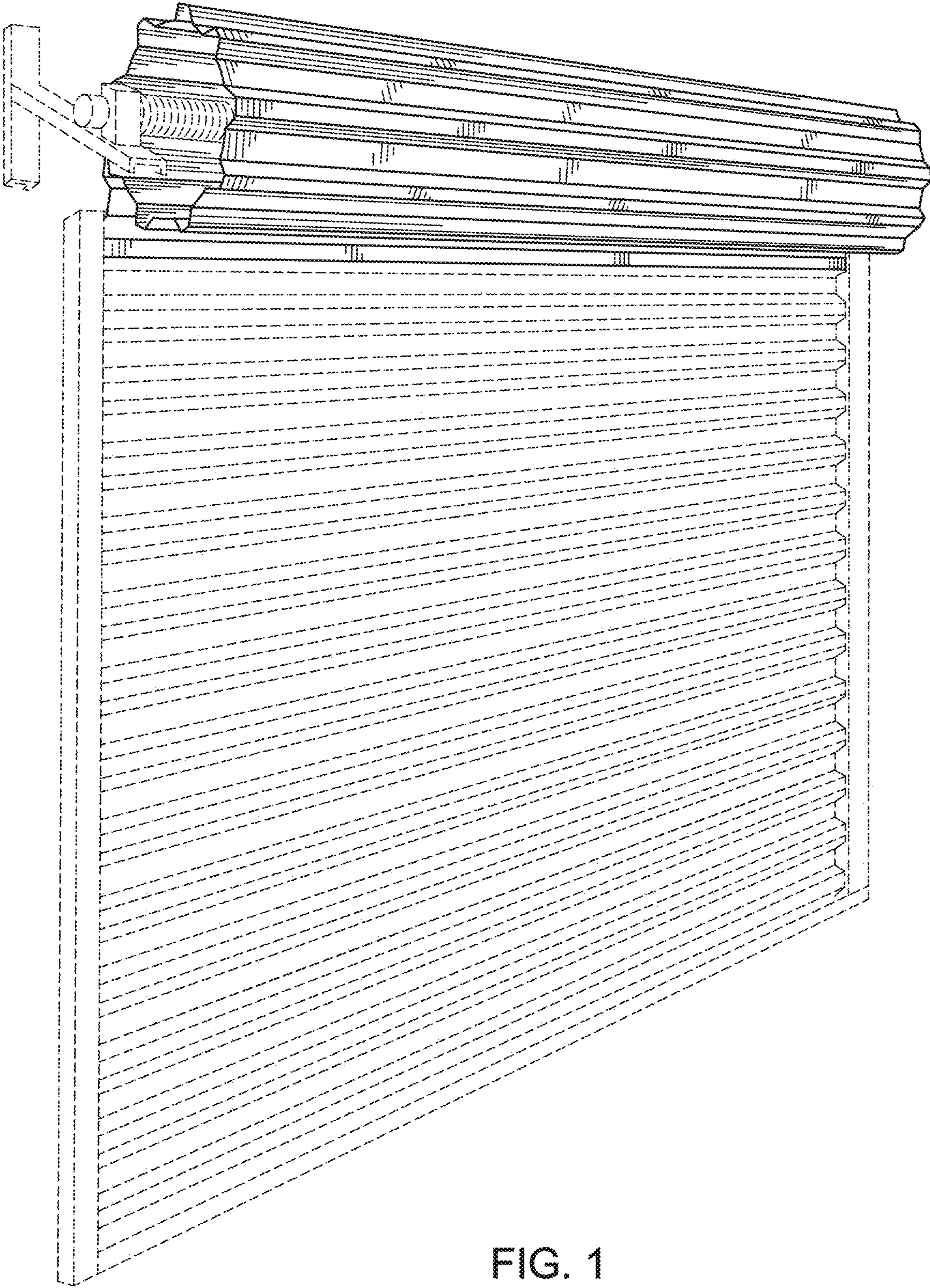


FIG. 1




FIG. 2

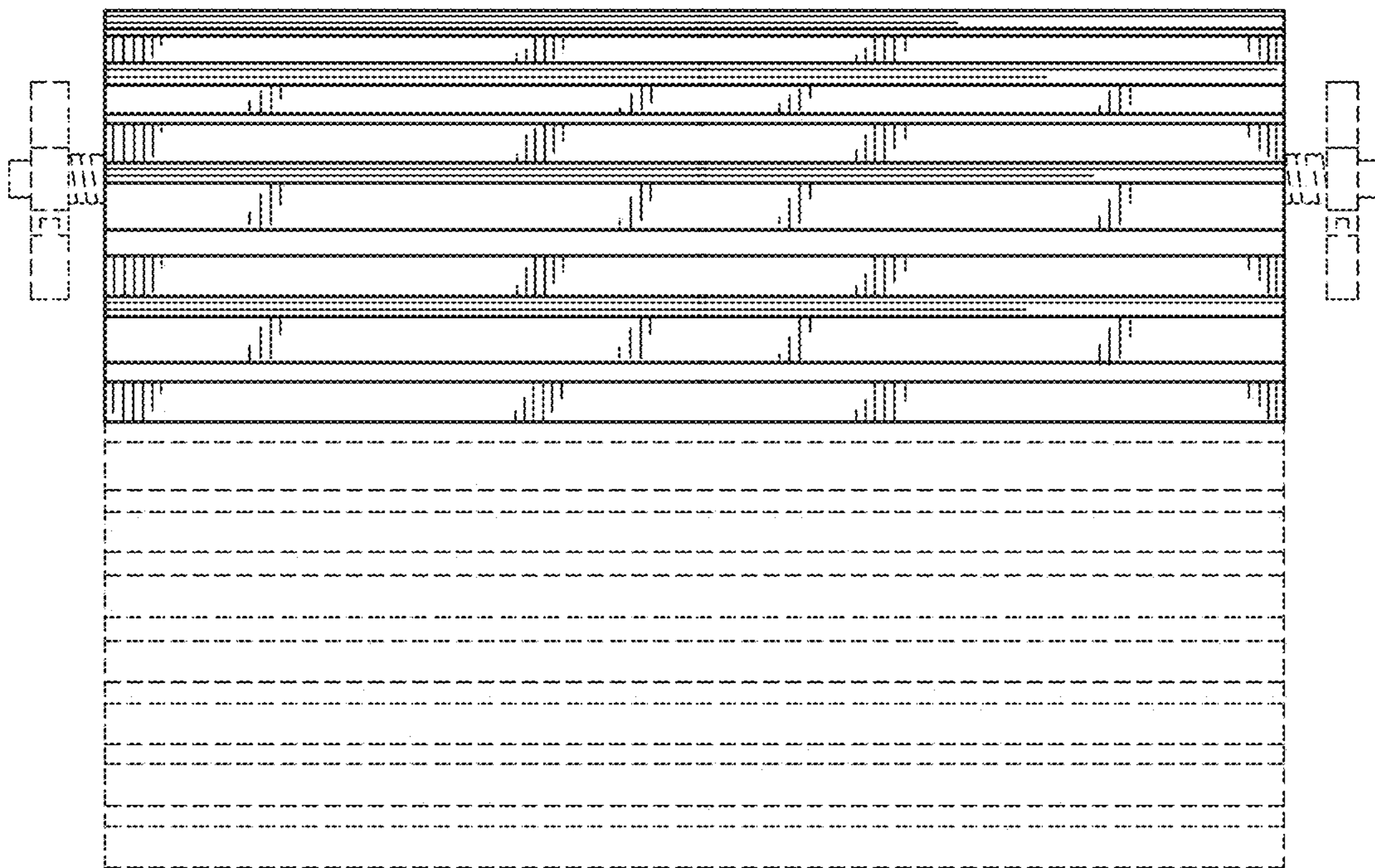


FIG. 4

FIG. 5

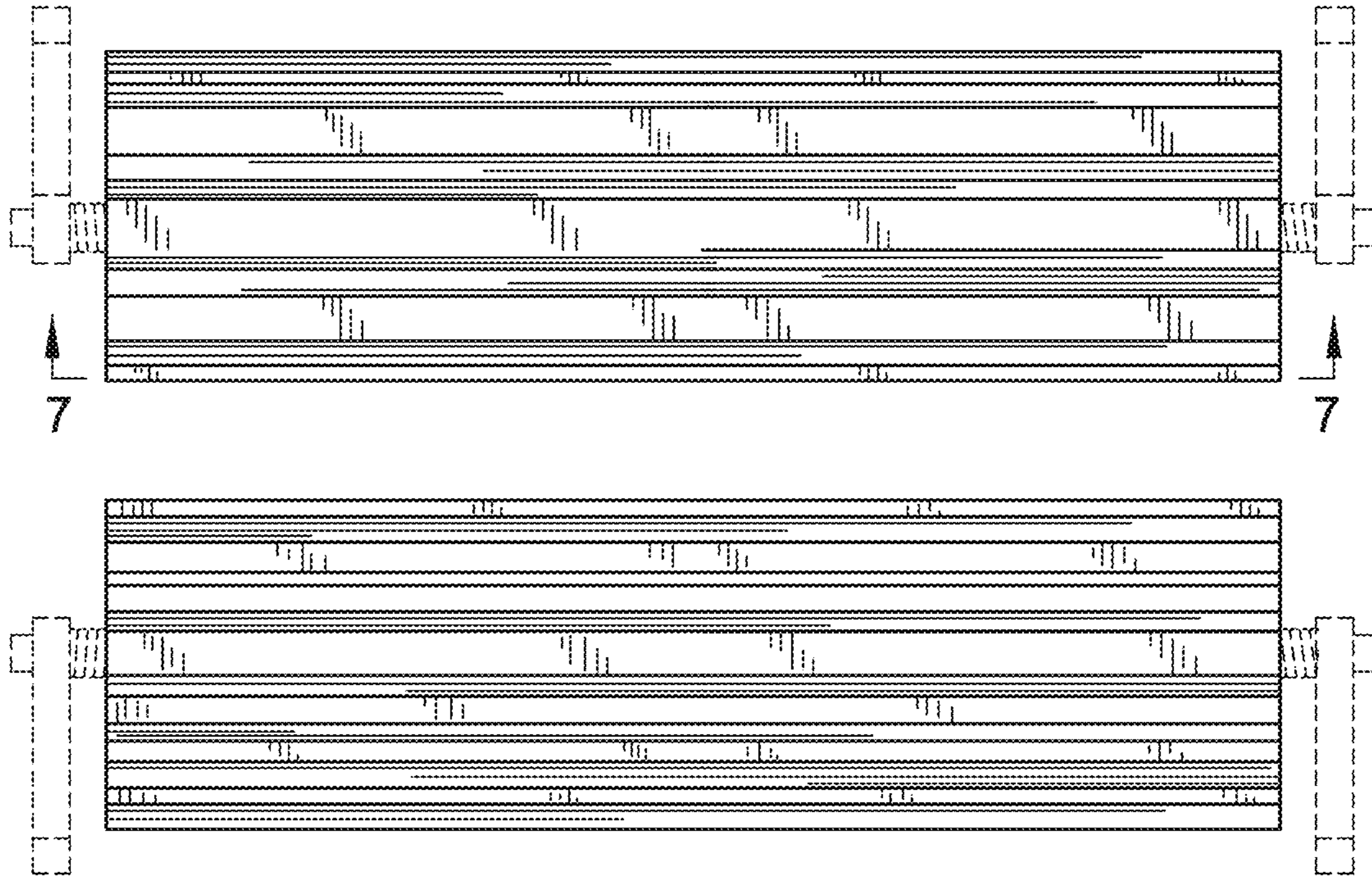


FIG. 6

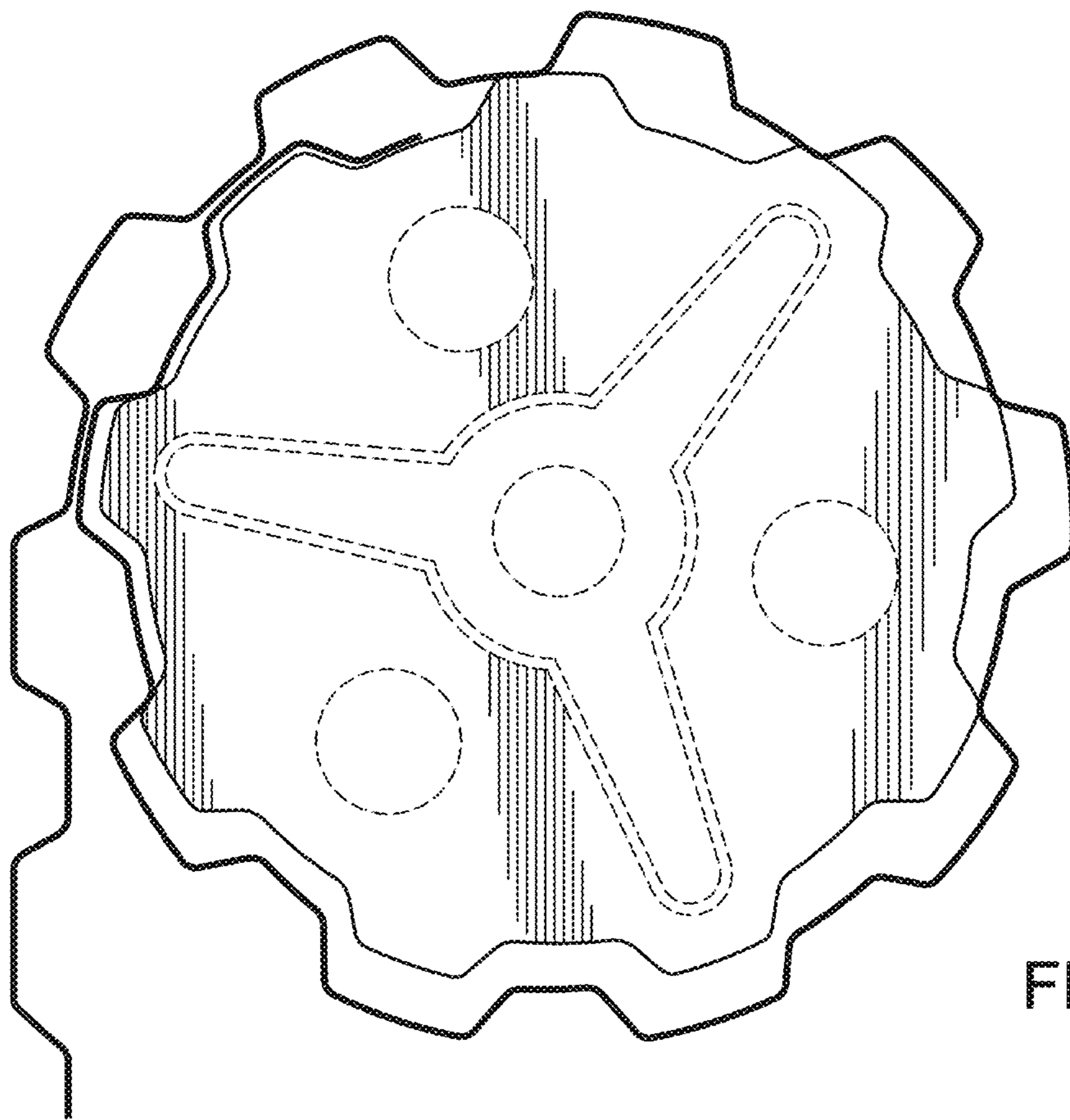


FIG. 3




FIG. 7

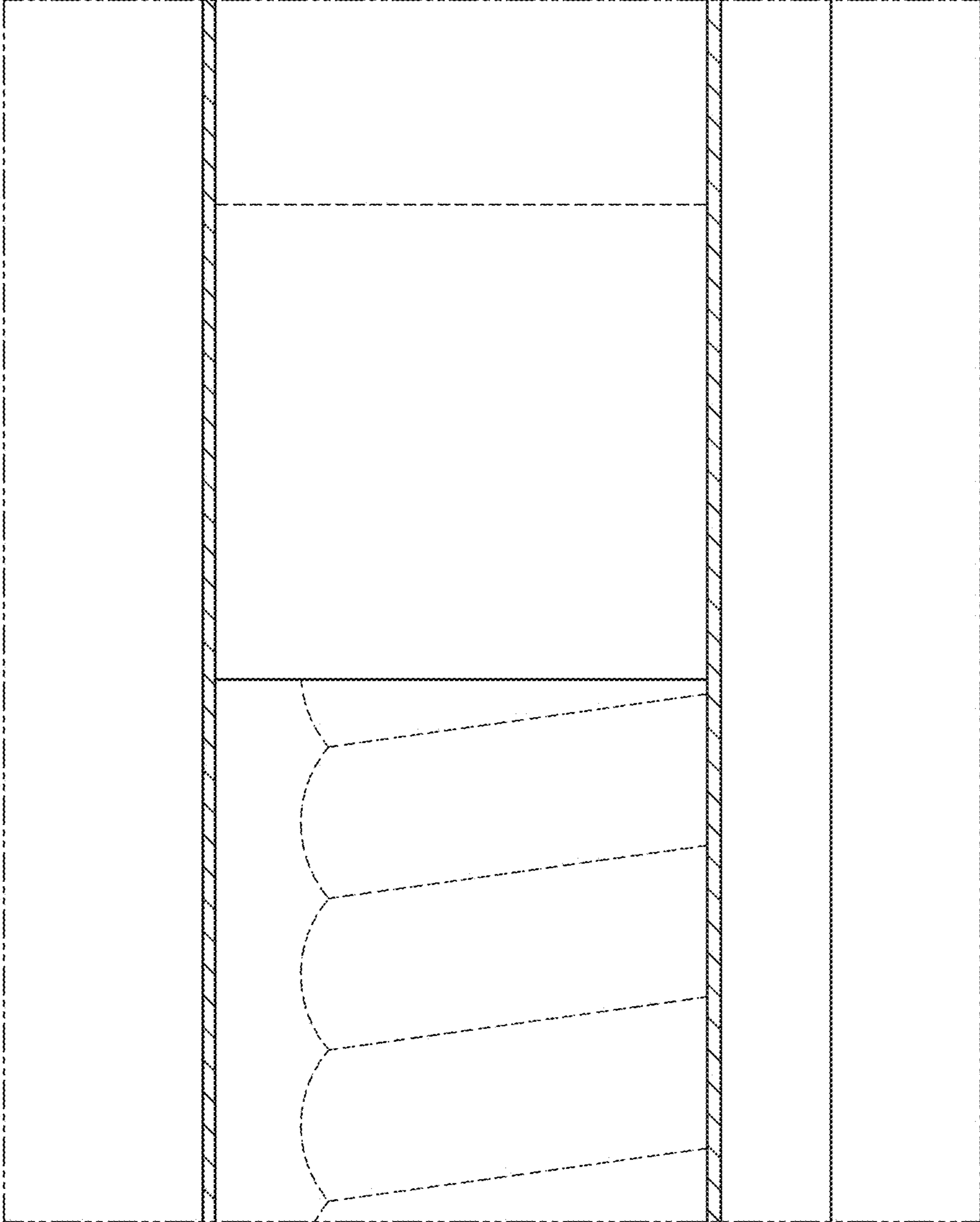


FIG. 8