



US00D932650S

(12) **United States Design Patent** (10) **Patent No.:** **US D932,650 S**
Leng (45) **Date of Patent:** **** Oct. 5, 2021**

(54) **GARBAGE BIN**
(71) Applicant: **New-Tec Integration (Xiamen) Co., Ltd., Xiamen (CN)**
(72) Inventor: **Luhao Leng, Xiamen (CN)**
(73) Assignee: **New-Tec Integration (Xiamen) Co., Ltd., Xiamen (CN)**
(**) Term: **15 Years**
(21) Appl. No.: **29/721,422**
(22) Filed: **Jan. 21, 2020**
(51) **LOC (13) Cl.** **25-03**
(52) **U.S. Cl.**
USPC **D25/33; D34/7**
(58) **Field of Classification Search**
USPC D34/1, 5, 6, 7, 10, 11; D6/663, 671.1; D25/16, 33
CPC B65F 1/06; B65F 1/1615; B65F 1/1607; B65F 1/163; B65F 1/16; B65F 1/062; B65F 1/068; B65F 1/1426; E04H 1/1205
See application file for complete search history.

D691,285 S * 10/2013 Thuma D25/33
D694,911 S * 12/2013 Thuma D25/33
D714,009 S * 9/2014 Phillips D34/7
D715,050 S * 10/2014 Uffner D3/277
D728,824 S * 5/2015 McKimmy D25/33
D749,809 S * 2/2016 Nichols D34/1
9,428,332 B2 * 8/2016 Supple B65F 1/1484
9,637,308 B2 * 5/2017 Nichols B65F 1/02
D797,306 S * 9/2017 Ohanesian D25/33
D799,775 S * 10/2017 Bowen D34/7
D844,925 S * 4/2019 Picarazzi D34/1
D880,906 S * 4/2020 Leng D6/663
D881,613 S * 4/2020 Leng D6/663
2003/0230627 A1 * 12/2003 Newsome B65F 1/0093
232/43.2
2014/0158702 A1 * 6/2014 Phillips A47B 47/042
220/832
2016/0325931 A1 * 11/2016 Christenson B65F 1/0006
2020/0263473 A1 * 8/2020 Leng E05F 5/10
2020/0263474 A1 * 8/2020 Leng E05F 5/10

* cited by examiner

Primary Examiner — Cynthia Ramirez
(74) *Attorney, Agent, or Firm* — Cooper Legal Group, LLC

(57) **CLAIM**

The ornamental design for a garbage bin, as shown and described.

DESCRIPTION

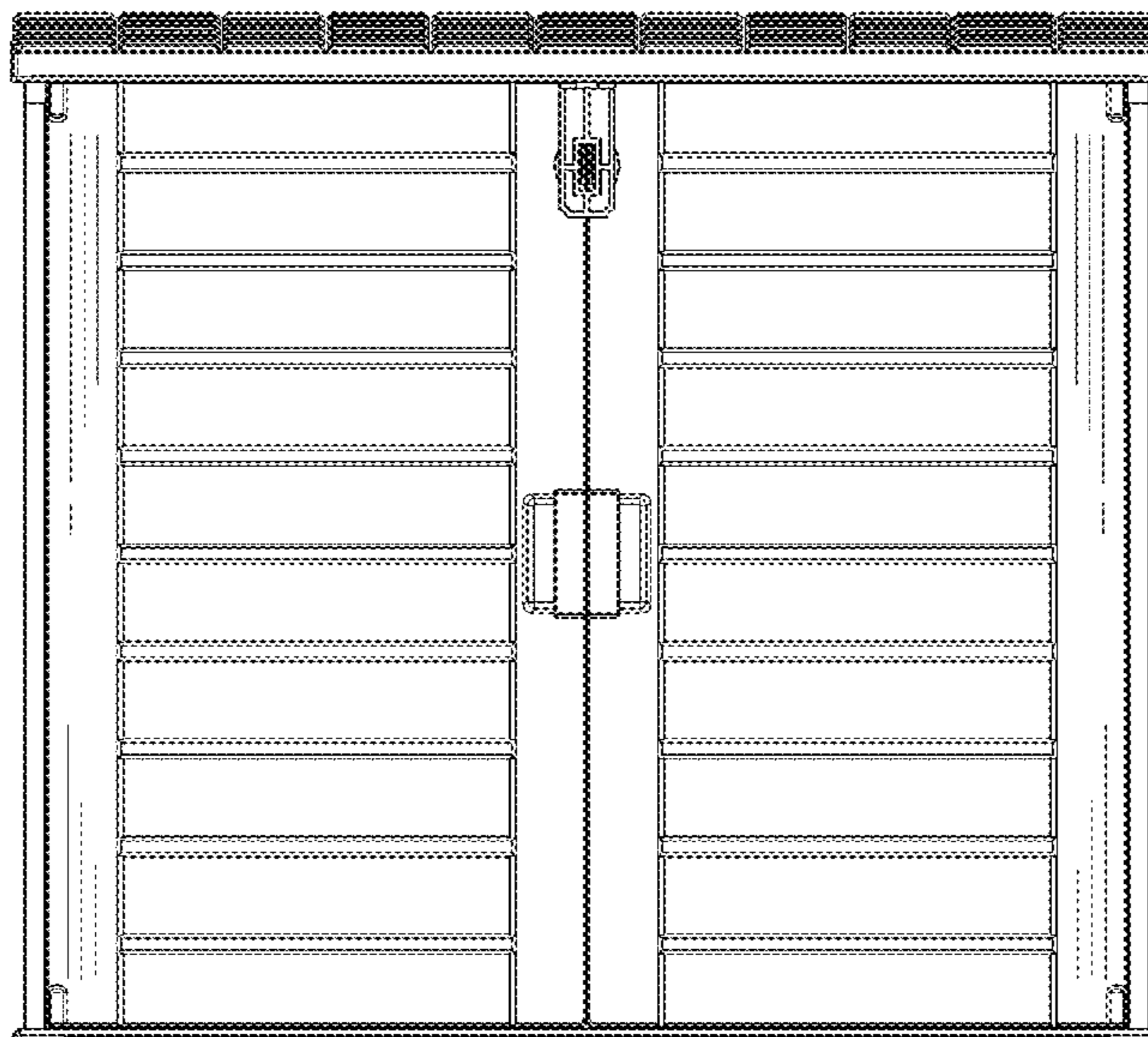
FIG. 1 is a front elevation view of a garbage bin showing the new design;
FIG. 2 is a rear elevation view thereof;
FIG. 3 is a left side elevation view thereof;
FIG. 4 is a right side elevation view thereof;
FIG. 5 is a top plan view thereof;
FIG. 6 is a bottom plan view thereof; and,
FIG. 7 is a perspective view thereof.
The broken lines shown in the figures are for illustrative purposes only and form no part of the claimed design.

1 Claim, 7 Drawing Sheets

(56) **References Cited**

U.S. PATENT DOCUMENTS

4,955,501 A * 9/1990 Hodge B65F 1/1615
220/315
D333,898 S * 3/1993 Schulze D34/5
D340,559 S * 10/1993 Taylor D34/1
5,392,942 A * 2/1995 Hanson B65F 1/00
220/23.4
D379,703 S * 6/1997 Kent D34/1
D381,156 S * 7/1997 Kent D34/1
D393,724 S * 4/1998 Sagol D25/16
D600,474 S * 9/2009 Lowsky D6/671.1
D659,930 S * 5/2012 Sheehan D34/7
D659,932 S * 5/2012 Sheehan D34/7
D689,197 S * 9/2013 Thuma D25/33
D689,622 S * 9/2013 Thuma D25/33



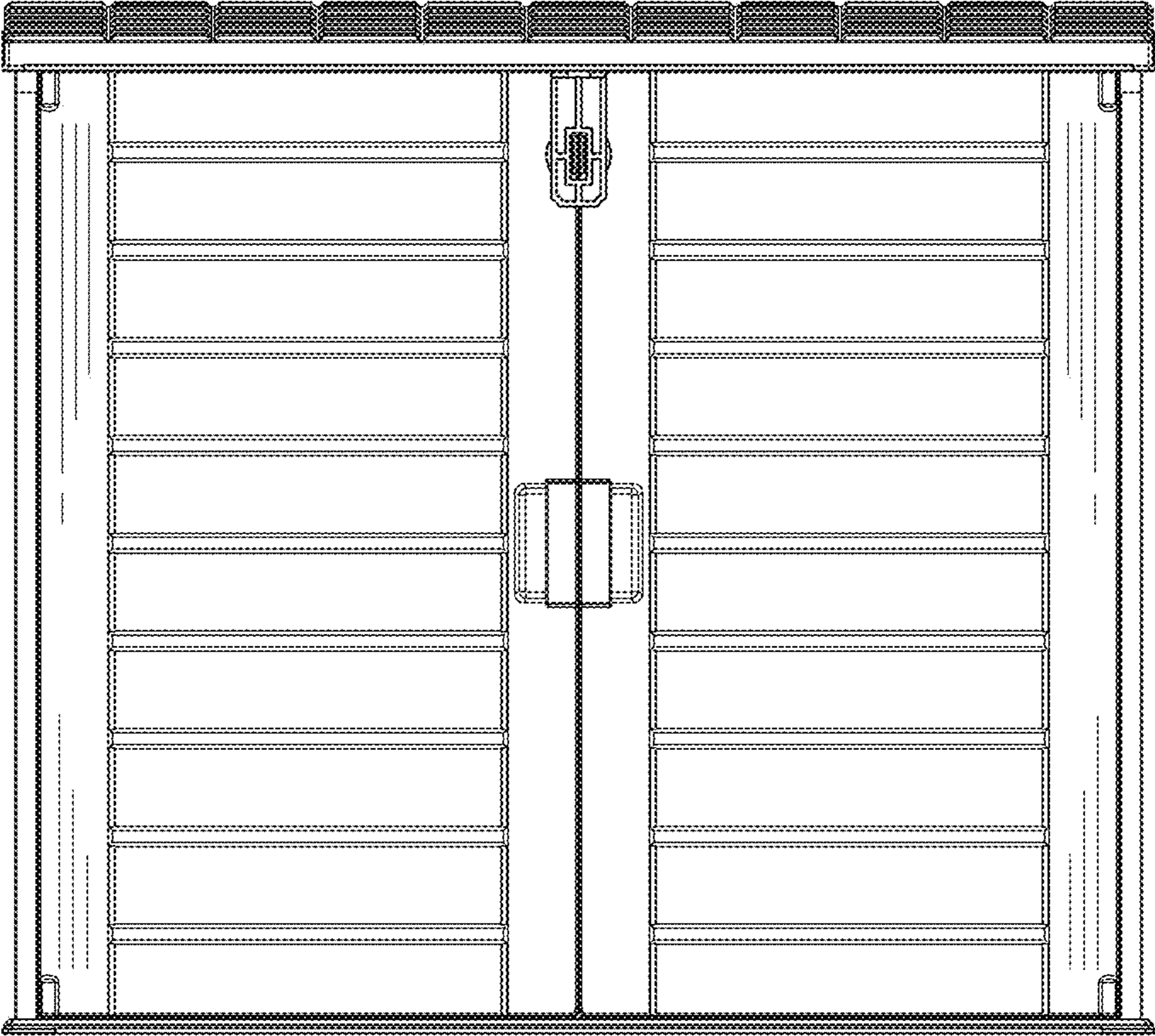


FIG. 1




FIG. 2

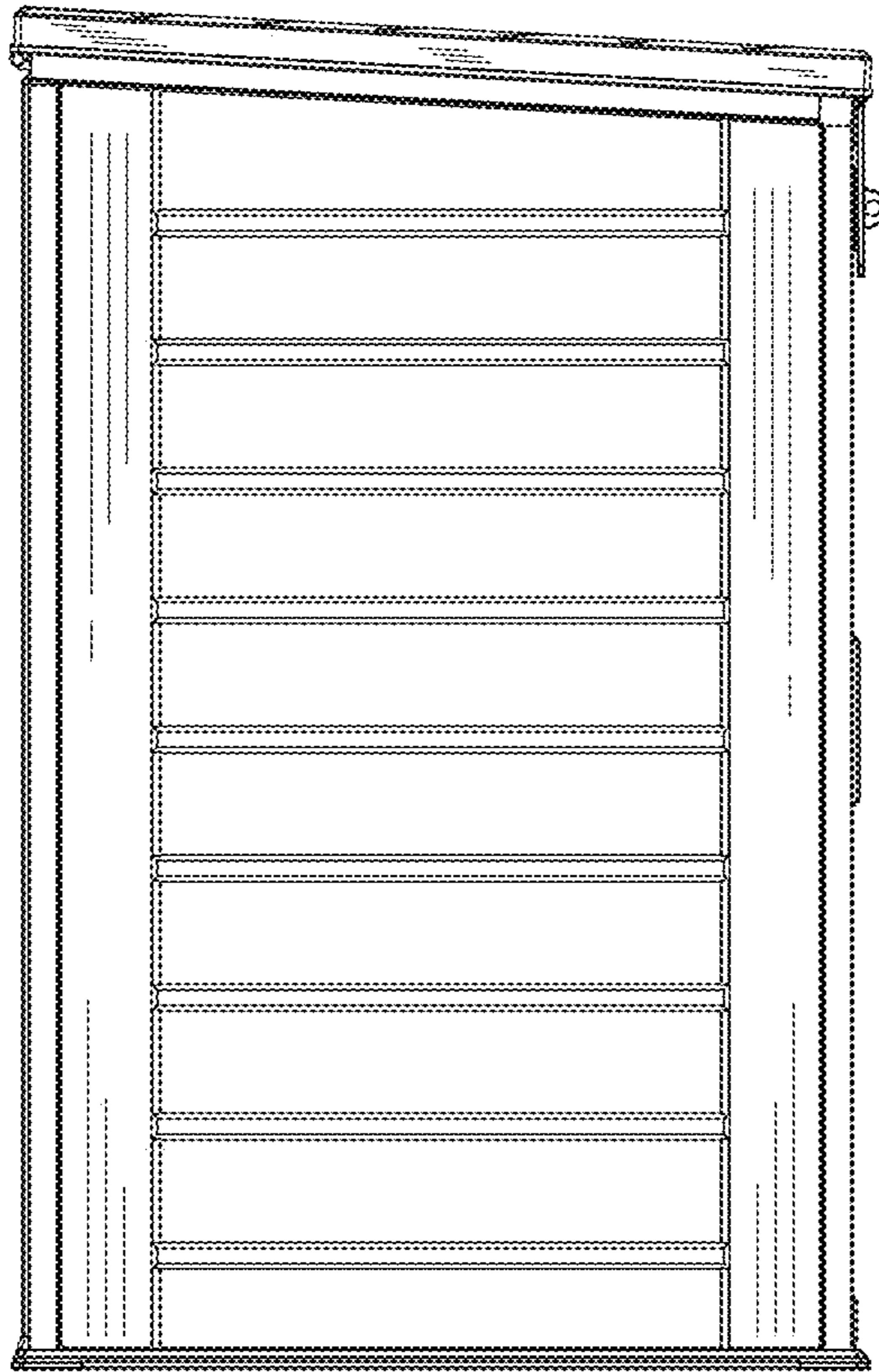


FIG. 3

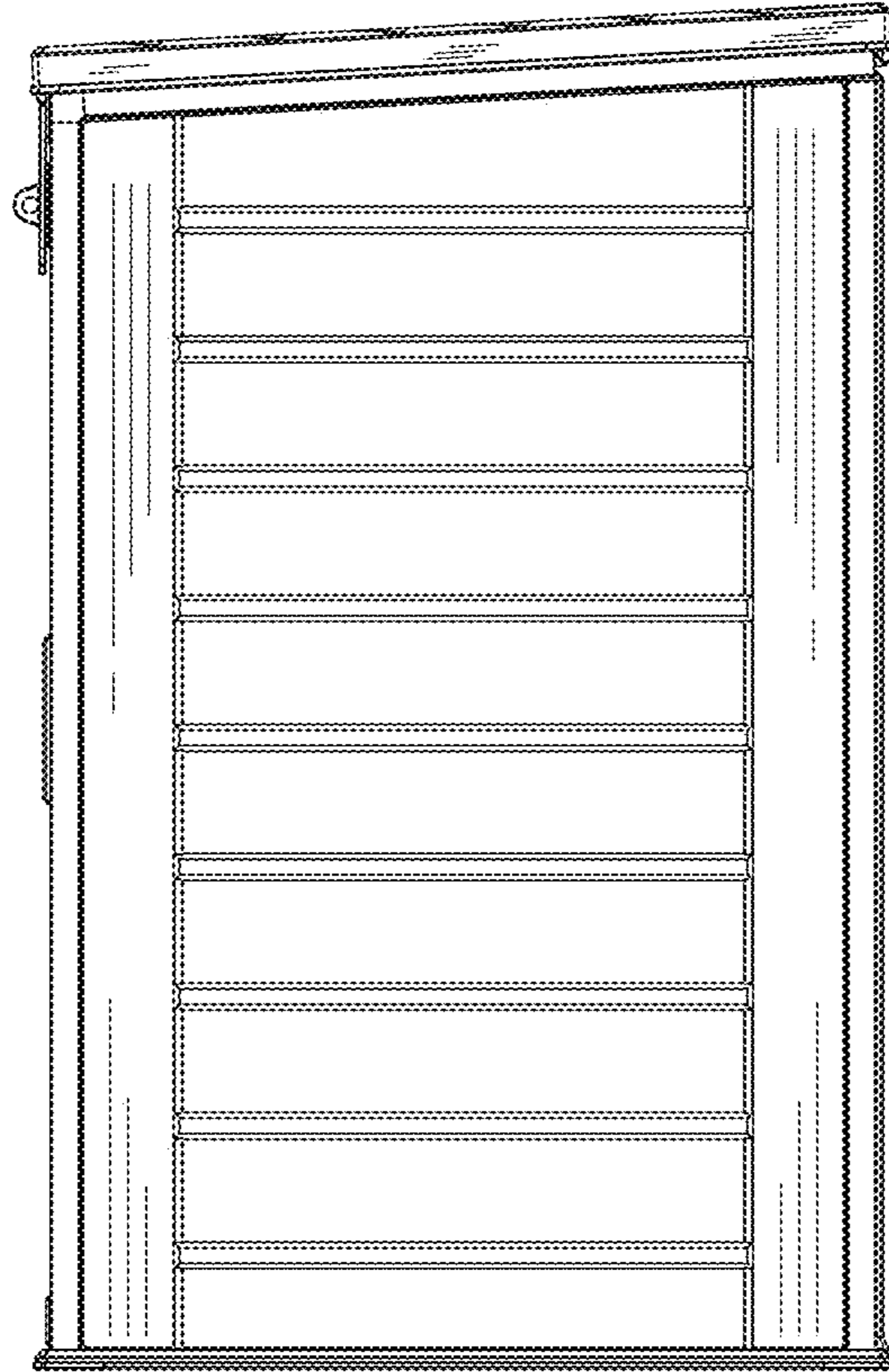


FIG. 4

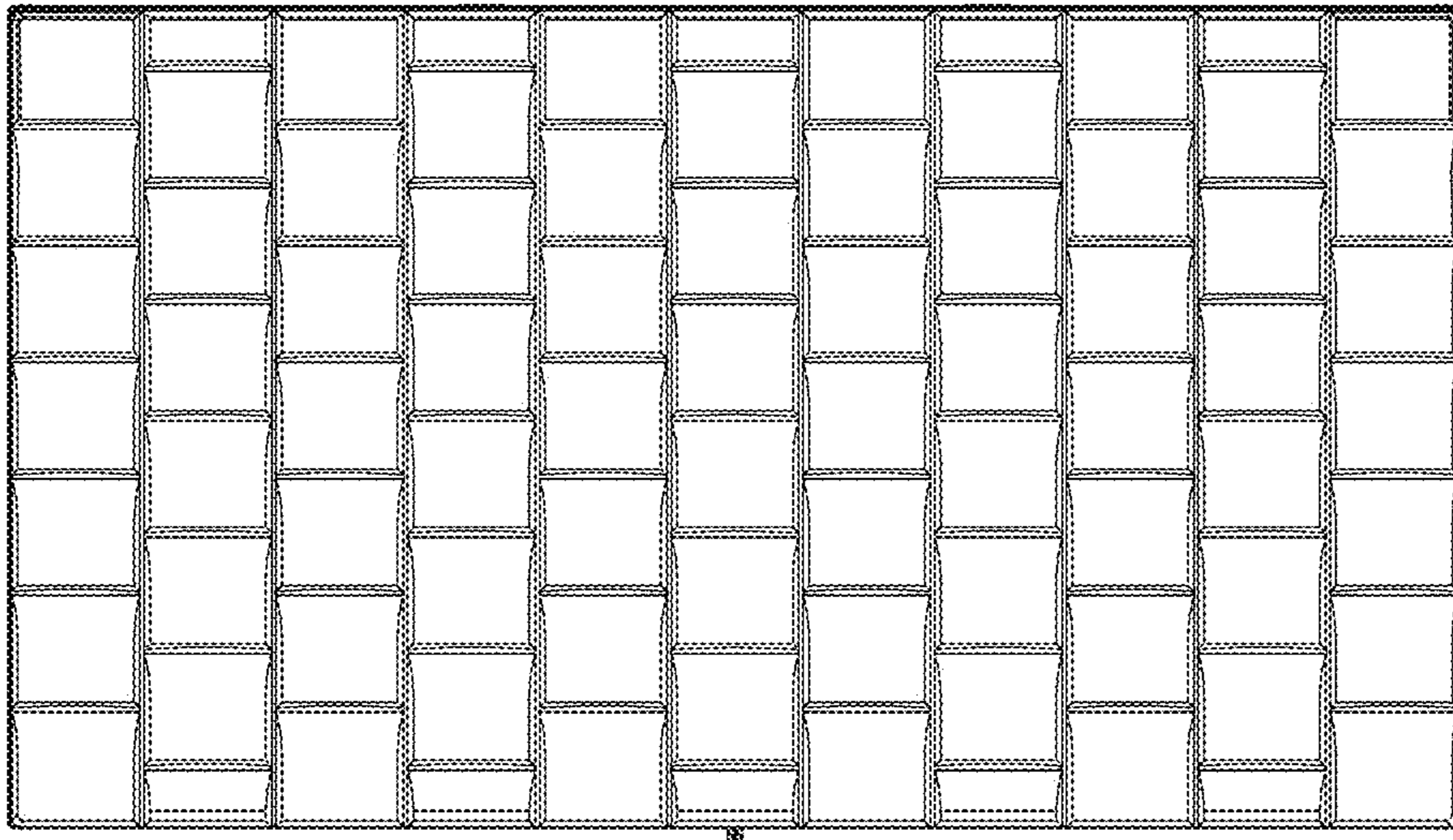


FIG. 5




Fig. 6

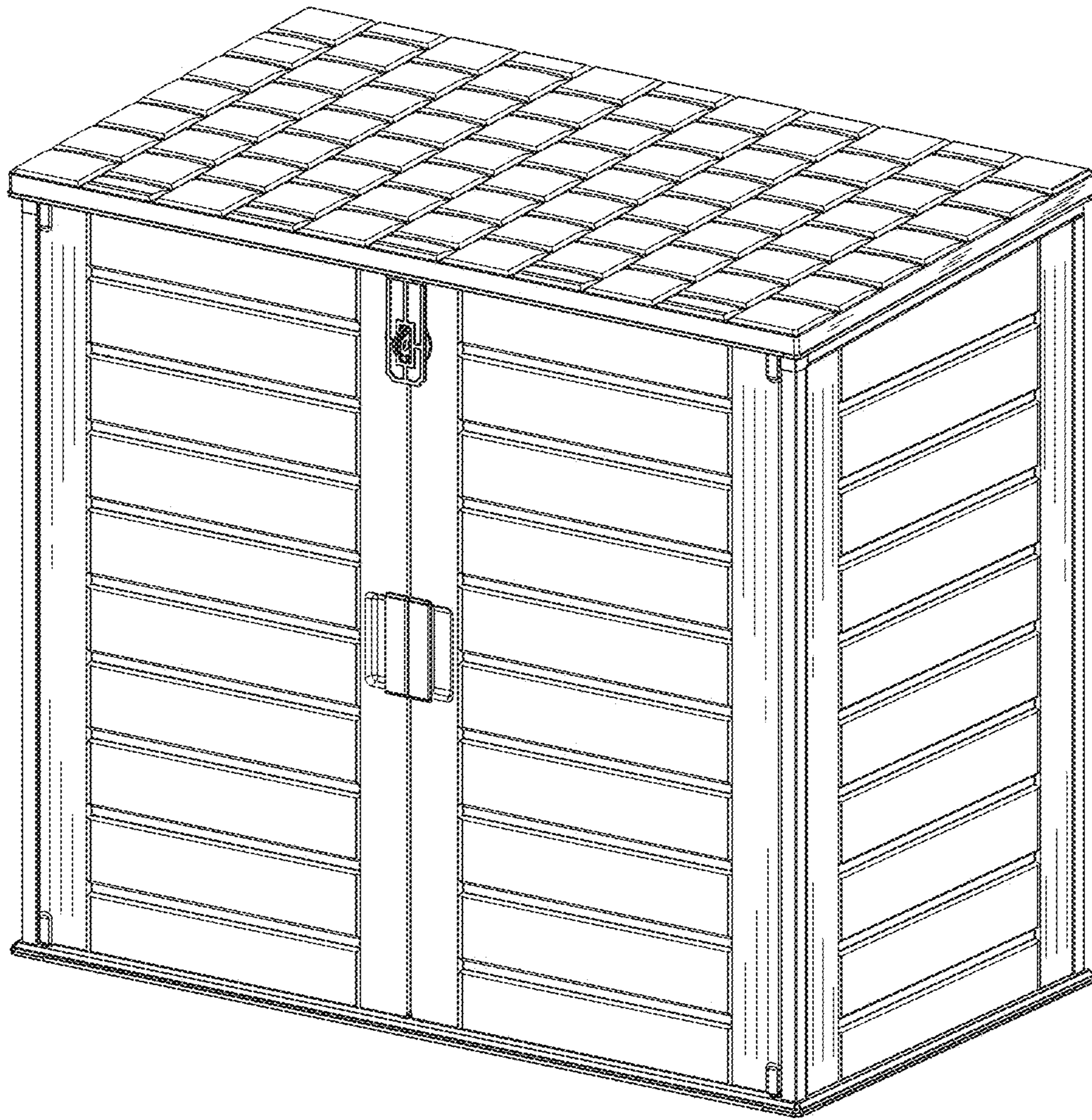


FIG. 7