



US00D932644S

(12) **United States Design Patent**
Yao et al.

(10) **Patent No.:** **US D932,644 S**
(45) **Date of Patent:** **** Oct. 5, 2021**

(54) **FOOT MASSAGER**

(71) Applicant: **Aukey Technology Co., Ltd**, Shenzhen (CN)

(72) Inventors: **Meiquan Yao**, Shenzhen (CN); **Huiyue Ze**, Shenzhen (CN)

(73) Assignee: **Aukey Technology Co., Ltd**, Shenzhen (CN)

(**) Term: **15 Years**

(21) Appl. No.: **29/735,805**

(22) Filed: **May 25, 2020**

(30) **Foreign Application Priority Data**

Jan. 21, 2020 (CN) 202030042544.0

(51) **LOC (13) Cl.** **28-03**

(52) **U.S. Cl.**
USPC **D24/213**

(58) **Field of Classification Search**

USPC D24/215, 200, 211, 212, 213, 214, 133
CPC A61H 1/00; A61H 33/00; A61H 35/00;
A61H 35/006; A61H 2201/1642; A61H
2201/1645; A61H 2205/00; A61H
2205/12; A61H 2205/125; A61H
2205/106; A16H 2205/10

See application file for complete search history.

(56) **References Cited**

U.S. PATENT DOCUMENTS

D455,498 S * 4/2002 Gillette D24/213
6,385,795 B1 * 5/2002 Ferber A47K 3/022
4/622
D473,317 S * 4/2003 Lie D24/213
D518,182 S * 3/2006 Cafaro D24/201
D529,183 S * 9/2006 Cafaro D24/213
D531,732 S * 11/2006 Bean D24/213

D541,424 S * 4/2007 Cafaro D24/212
D717,962 S * 11/2014 Chen D24/213
D865,663 S * 11/2019 Yao D13/108
D880,711 S * 4/2020 Xu D24/213
2004/0194205 A1 * 10/2004 Leung A61H 33/0087
4/622

(Continued)

OTHER PUBLICATIONS

Misiki—Foot Bath Massager. Date: Aug. 20, 2019. [online]. [Site visited Jul. 26, 2021]. Available from Internet URL: <https://www.amazon.co.uk/dp/B07WNV3H2Z/> (Year: 2019).*

(Continued)

Primary Examiner — Susan Bennett Hattan

Assistant Examiner — Landon Thomas Cassell

(74) *Attorney, Agent, or Firm* — Westbridge IP LLC

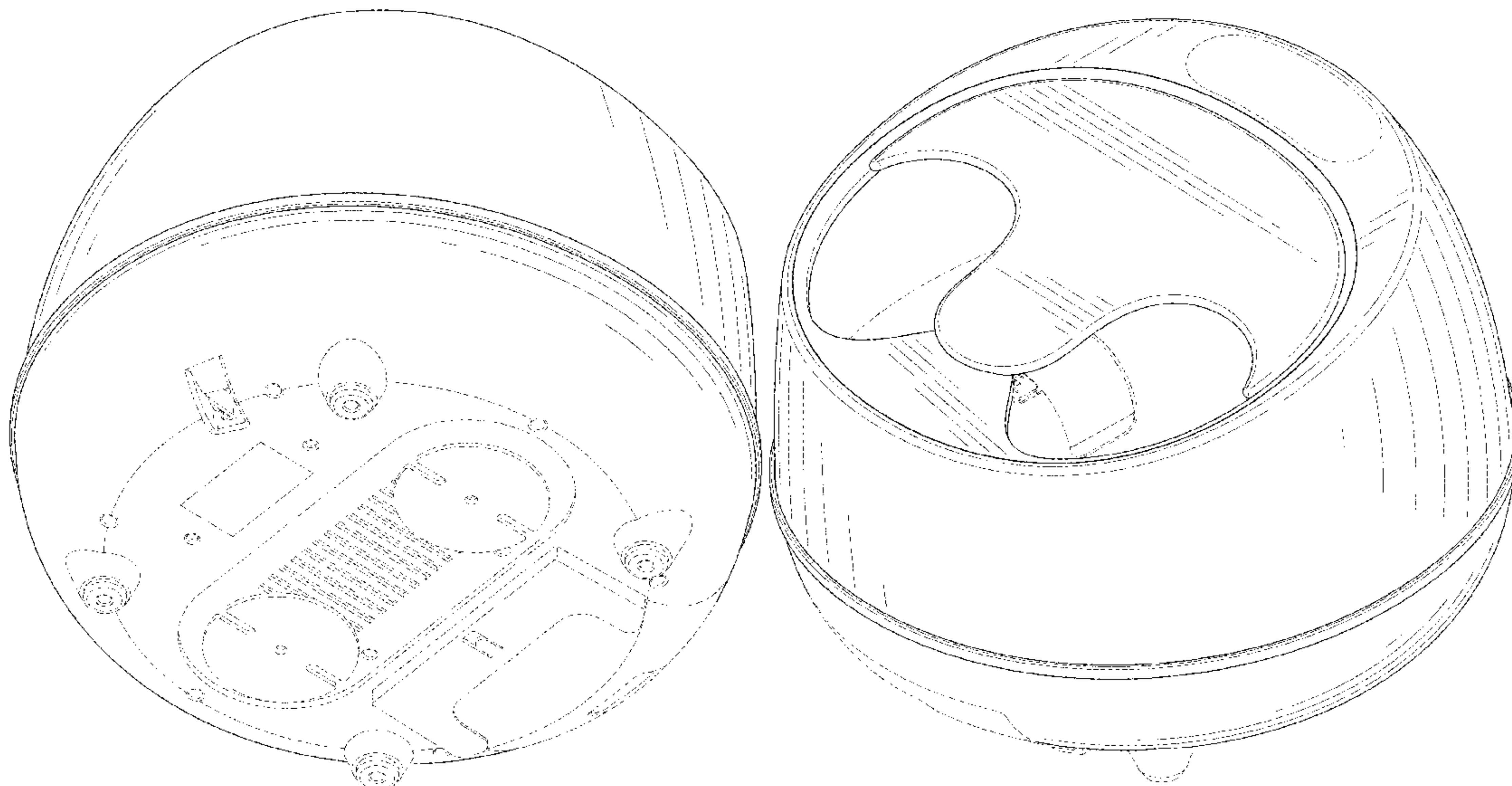
(57) **CLAIM**

The ornamental design for a foot massager, as shown and described.

DESCRIPTION

FIG. 1 is a front elevational view of a foot massager showing our new design;
FIG. 2 is a rear elevational view thereof;
FIG. 3 is a left side view thereof;
FIG. 4 is a right side view thereof;
FIG. 5 is a top plan view thereof;
FIG. 6 is a bottom plan view thereof;
FIG. 7 is a front perspective view thereof;
FIG. 8 is a rear perspective view thereof;
FIG. 9 is another front perspective view thereof;
FIG. 10 is a reference view of the foot massager in use; and,
FIG. 11 is another reference view of the foot massager in use.
The broken lines in the drawings illustrate the portions of the foot massager which form no part of the claimed design.

1 Claim, 11 Drawing Sheets



(56)

References Cited

U.S. PATENT DOCUMENTS

2005/0076433 A1* 4/2005 Leung A47K 3/022
4/622
2005/0257318 A1* 11/2005 Perkins A47K 3/022
4/622
2006/0036198 A1* 2/2006 Cafaro A61H 35/006
601/16
2006/0059618 A1* 3/2006 Chung A61H 33/6089
4/622
2006/0207016 A1* 9/2006 Lev A61H 15/0078
4/622
2006/0207017 A1* 9/2006 Lev A61H 33/6021
4/622
2006/0207018 A1* 9/2006 Lev A61H 33/02
4/622
2007/0143918 A1* 6/2007 Cafaro A47K 3/022
4/622
2015/0057584 A1* 2/2015 Chen A61H 39/04
601/99
2017/0258675 A1* 9/2017 Zou A61H 1/005

OTHER PUBLICATIONS

Renpho Foot Spa Bath Massager. Date: Dec. 27, 2019. [online].
[Site visited Jul. 26, 2021]. Available from Internet URL: <https://www.amazon.co.uk/dp/B08112FV3X/> (Year: 2019).*

Foot massagers. (Design—© Questel) orbit.com. [Online PDF
compilation of references selected by examiner] 26 pgs. Print Dates
Range Jan. 9, 2013-Jan. 8, 2019 [Retrieved Jul. 27, 2021] <https://www.orbit.com/export/UCZAH96B/pdf4/97621976-2e69-4307-97b1-5ba497de853e-171414.pdf> (Year: 2021).*

* cited by examiner

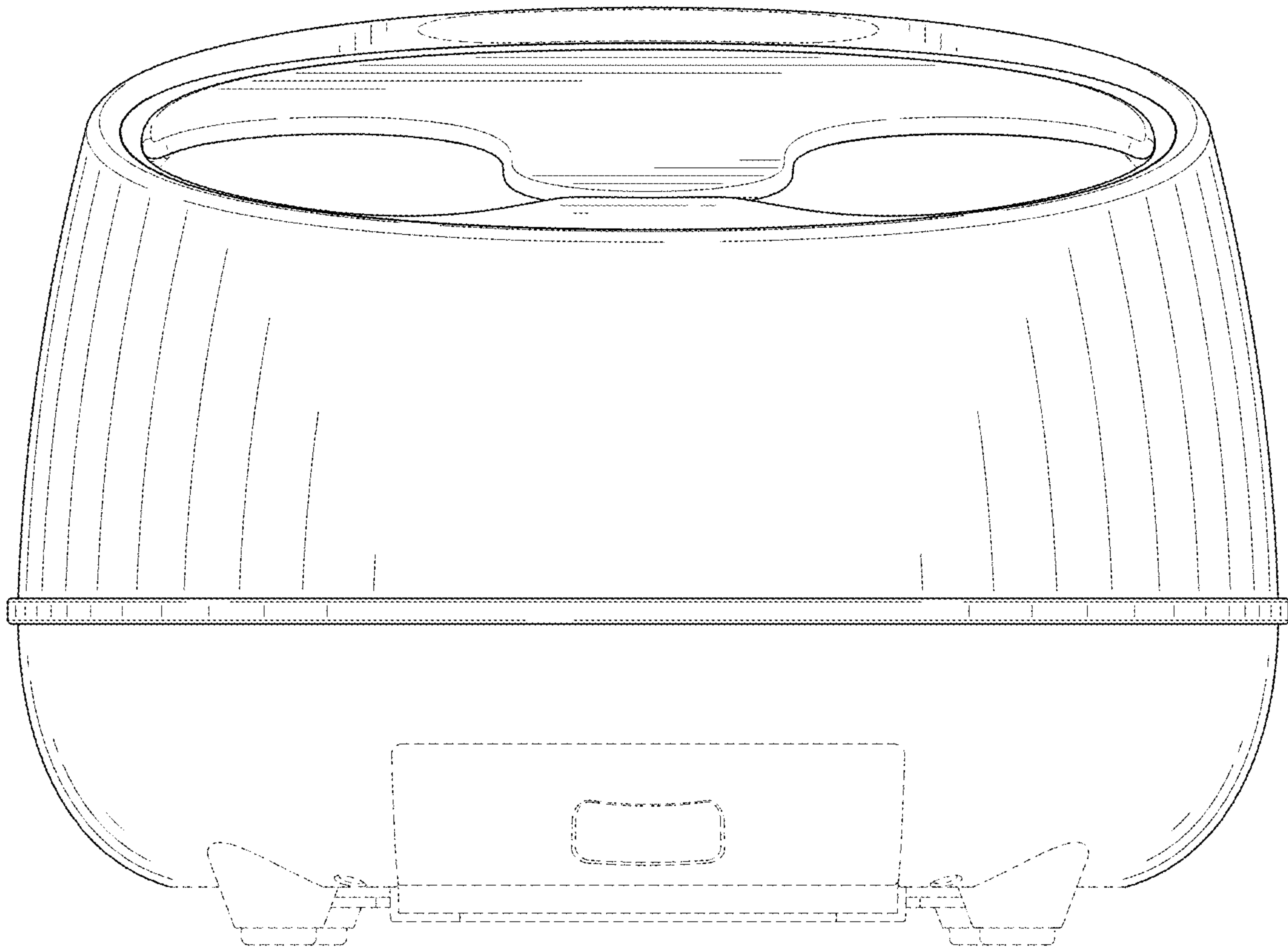


FIG. 1

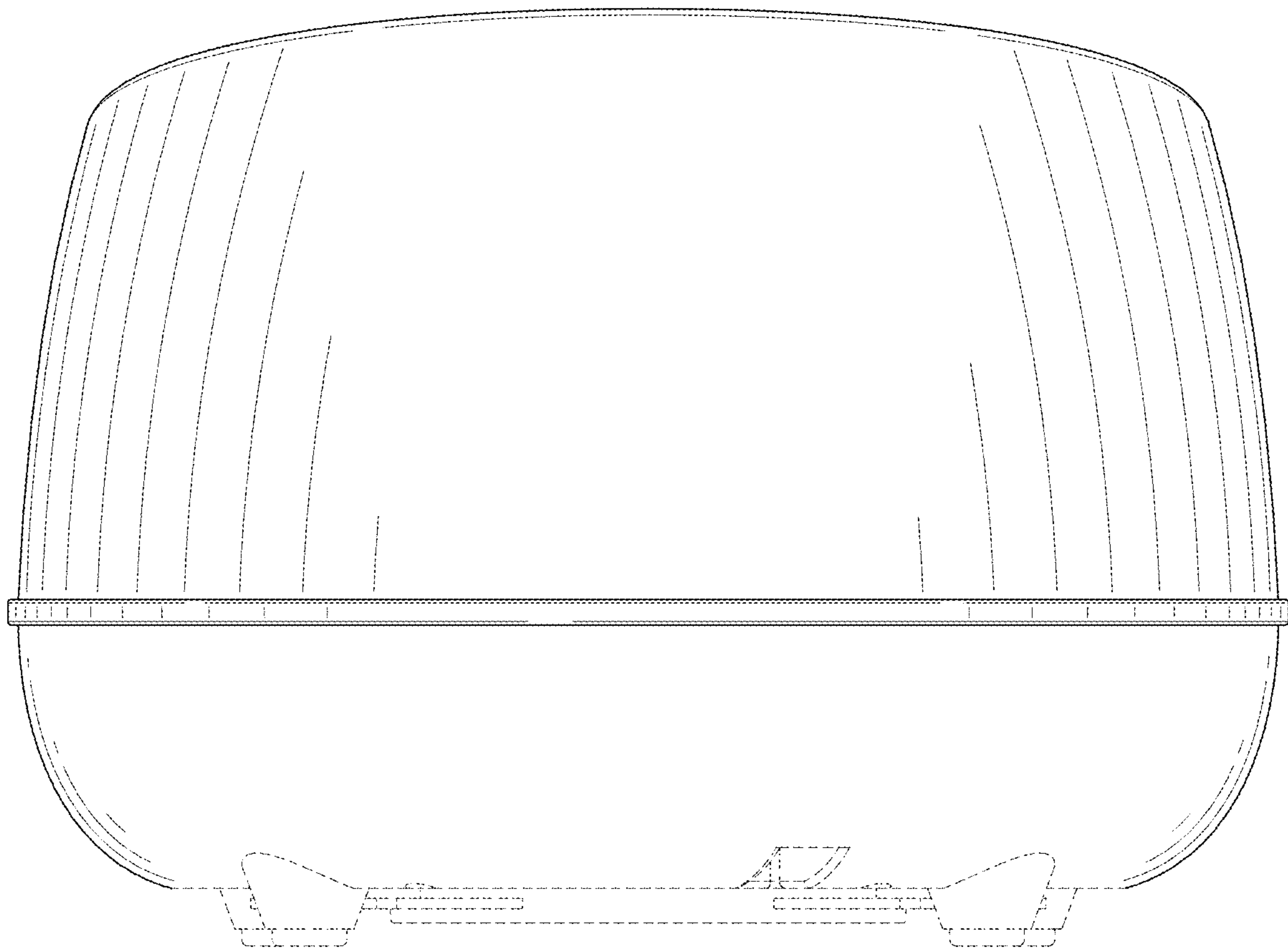


FIG. 2

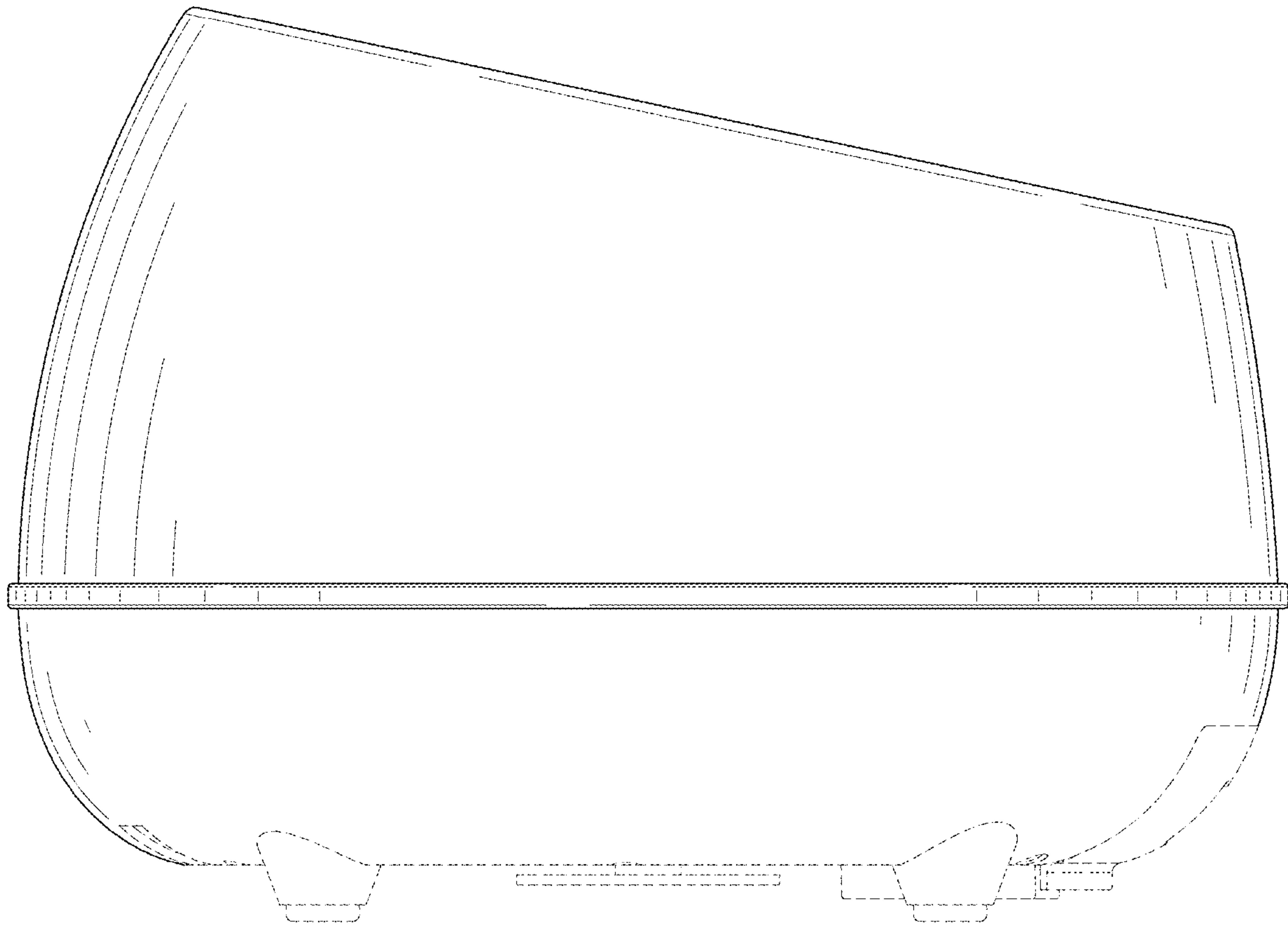


FIG. 3

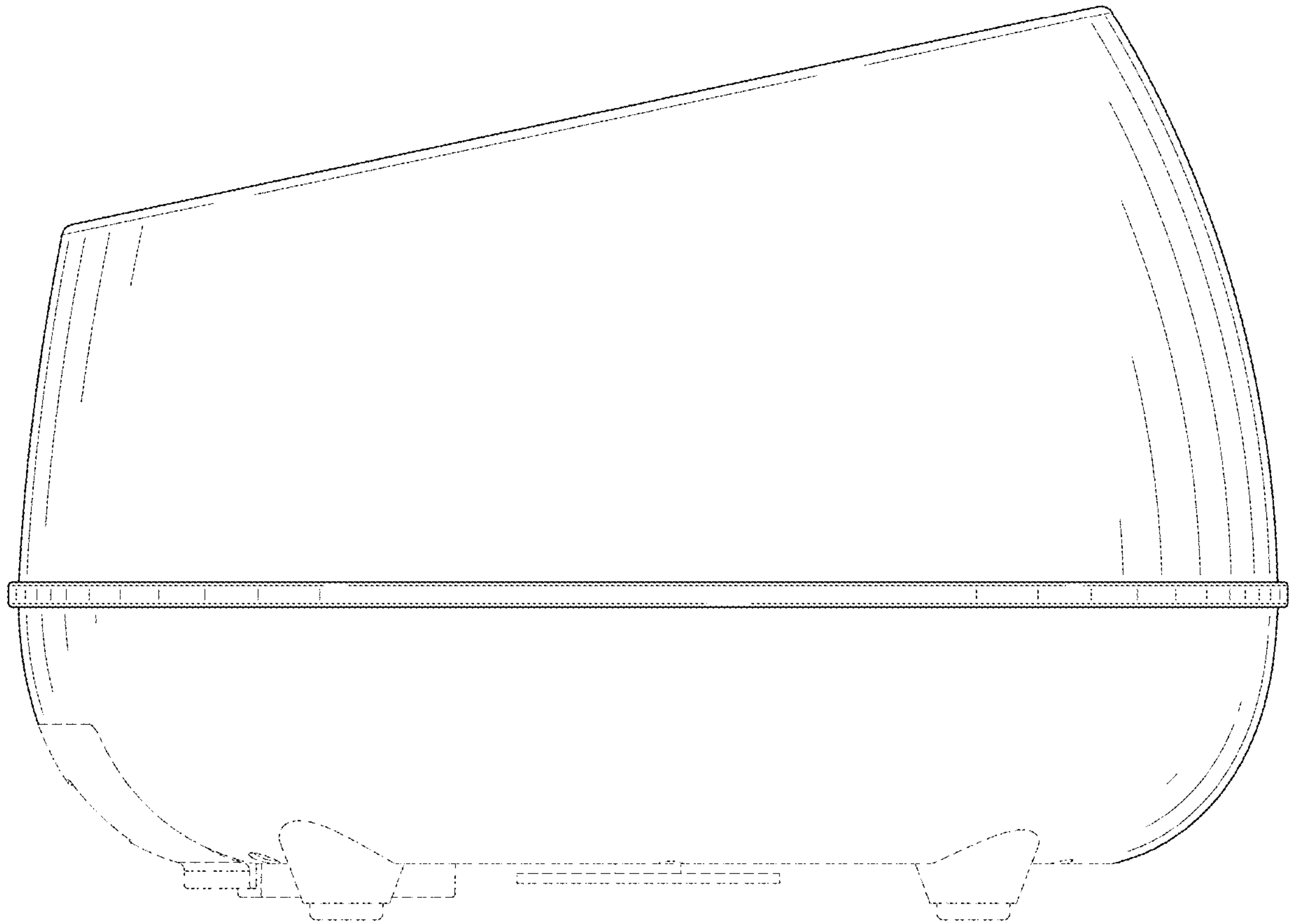


FIG. 4

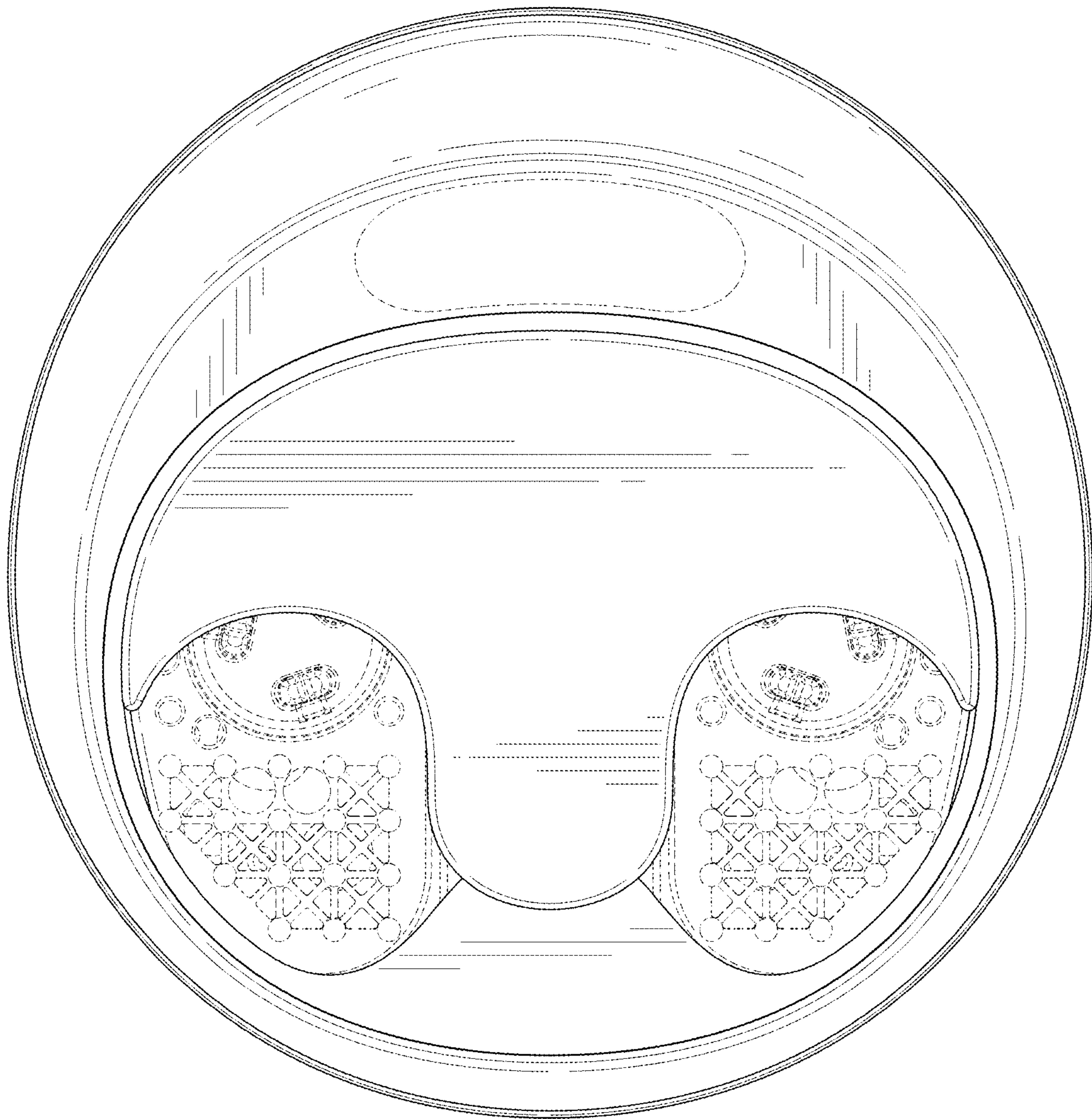


FIG. 5

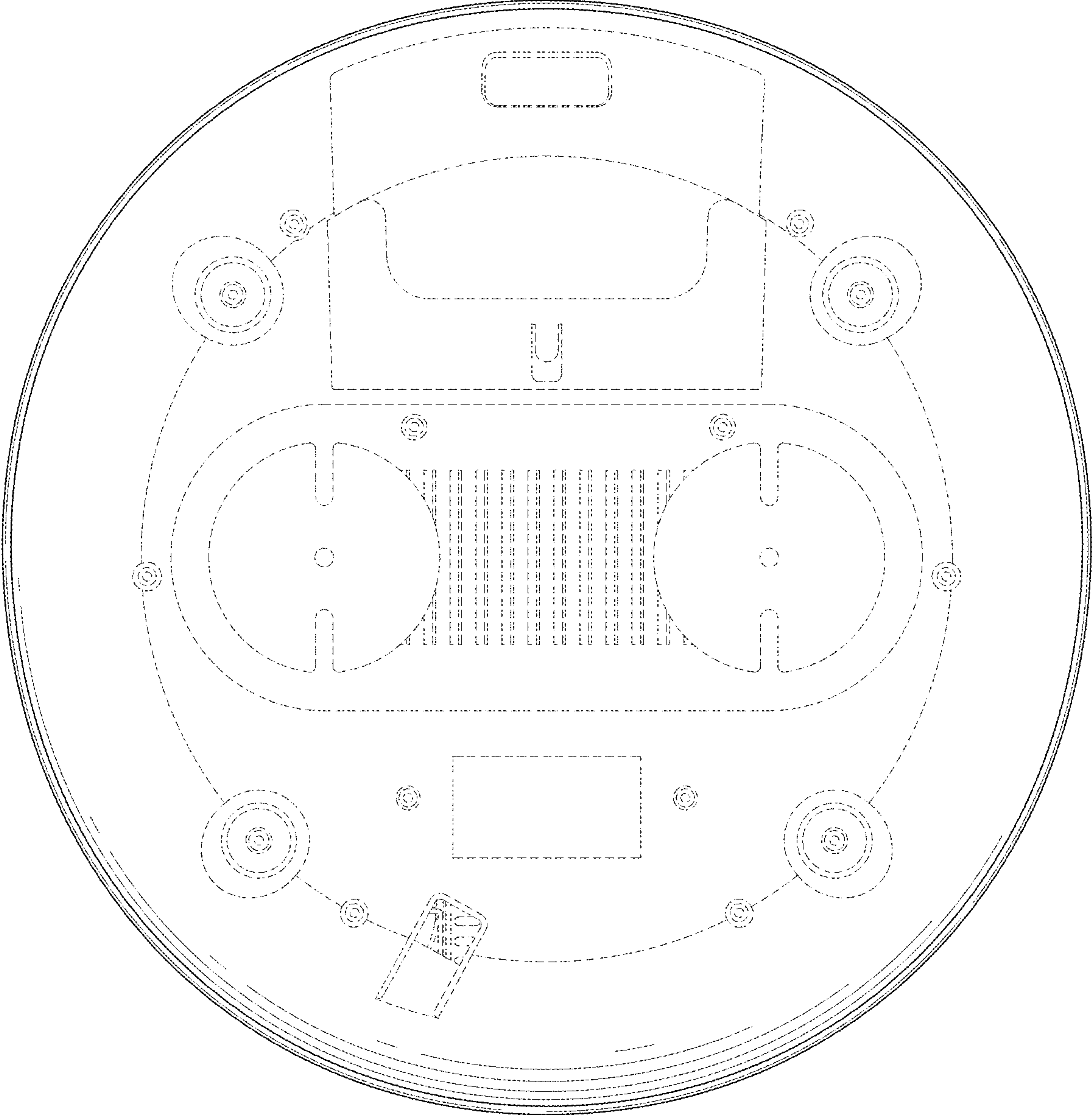


FIG. 6



FIG. 7

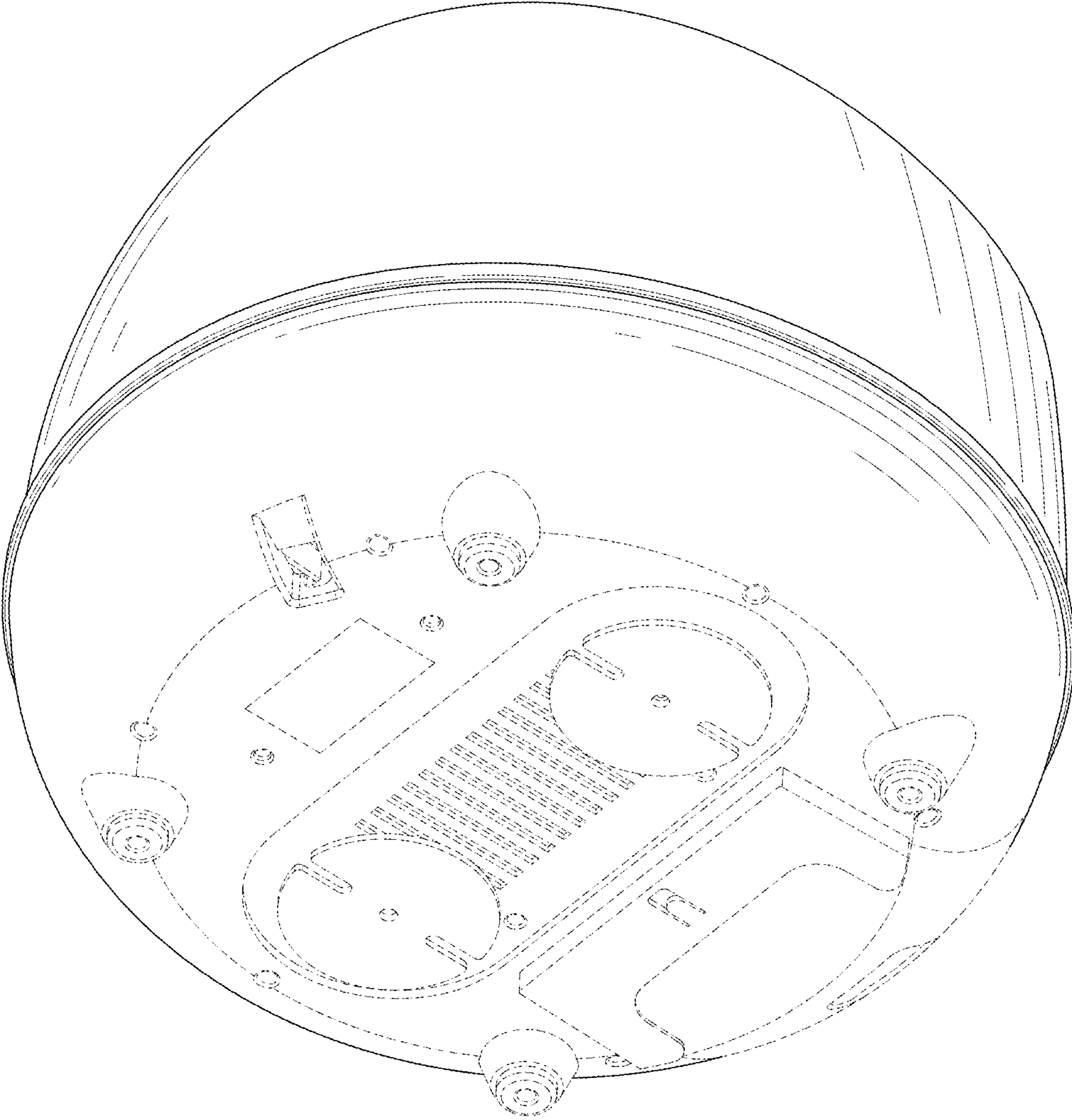


FIG. 8

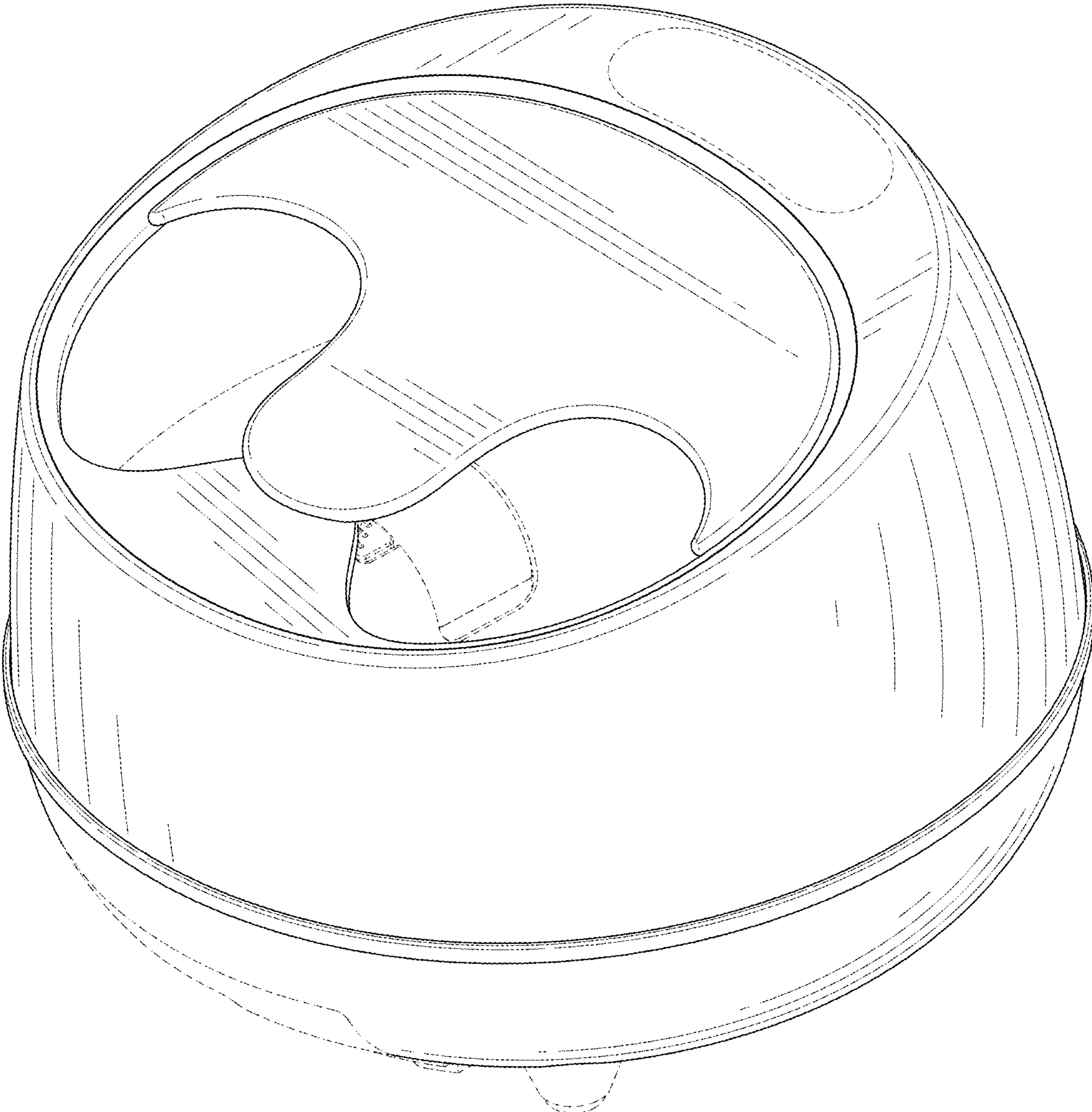


FIG. 9



FIG. 10

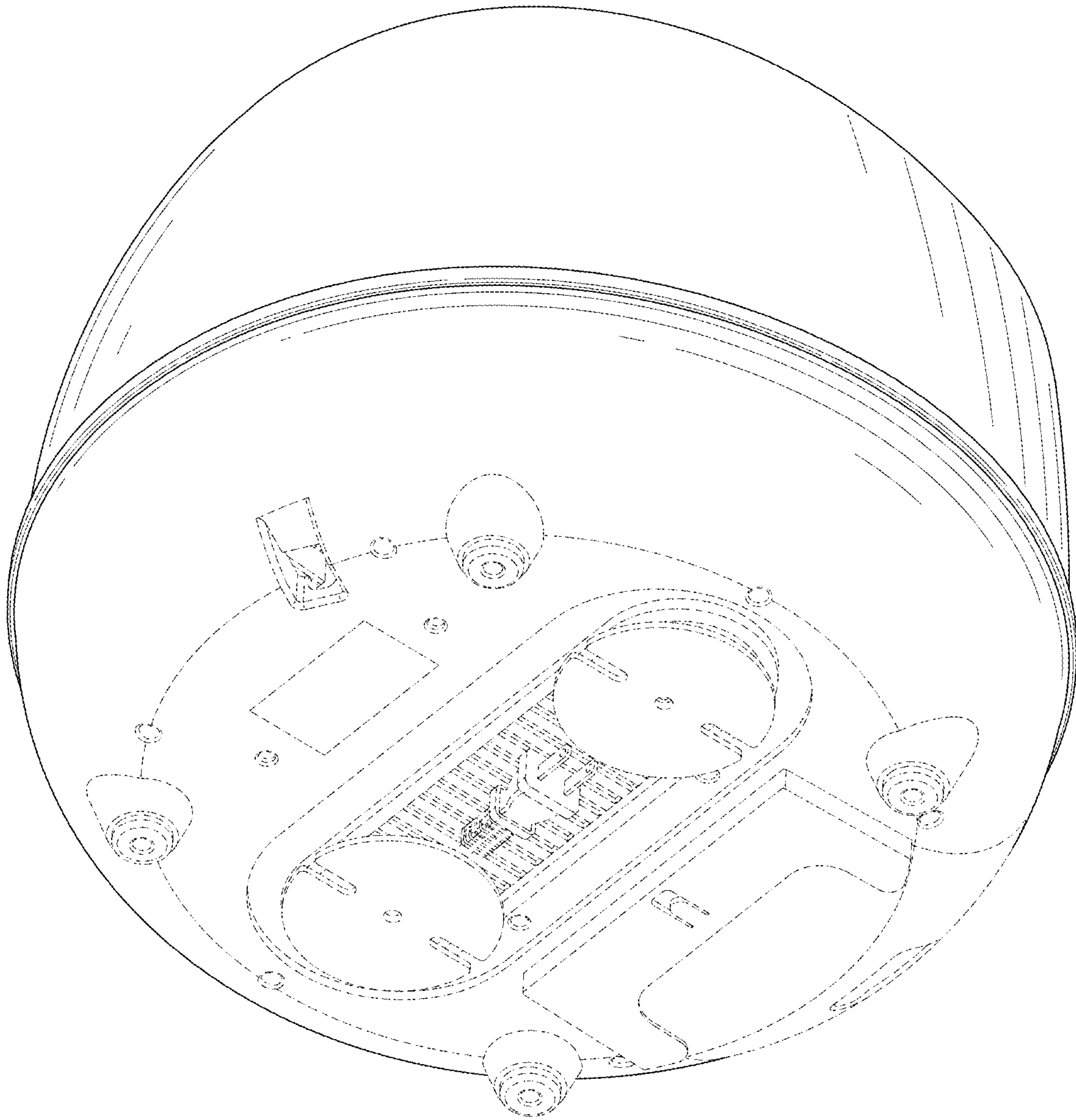


FIG. 11