

US00D932626S

(12) **United States Design Patent** (10) **Patent No.:** **US D932,626 S**
Kim et al. (45) **Date of Patent:** **** Oct. 5, 2021**

(54) **MANDIBULAR ADVANCEMENT DEVICE WITH COMFORT BUMPS**

(71) Applicant: **ProSomnus Sleep Technologies, Inc.**, Pleasanton, CA (US)

(72) Inventors: **Sung Kim**, Pleasanton, CA (US); **David W. Kuhns**, Pleasanton, CA (US); **Leonard A. Liptak**, Pleasanton, CA (US)

(73) Assignee: **PROSOMNUS SLEEP TECHNOLOGIES, INC.**, Pleasanton, CA (US)

(**) Term: **15 Years**

(21) Appl. No.: **29/652,113**

(22) Filed: **May 13, 2020**

(51) **LOC (13) Cl.** **24-02**

(52) **U.S. Cl.**
USPC **D24/181**

(58) **Field of Classification Search**
USPC D24/176–178, 180–181; D29/108
CPC A61F 5/566; A61F 5/56; A61F 2005/563;
A61C 7/08; A61C 7/36
See application file for complete search history.

(56) **References Cited**

U.S. PATENT DOCUMENTS

1,495,486 A 5/1924 Joannides
4,671,766 A 6/1987 Norton
4,708,646 A 11/1987 Jasper

(Continued)

FOREIGN PATENT DOCUMENTS

CA 2942082 A 10/2015
DE 102004007008 A1 9/2005

(Continued)

OTHER PUBLICATIONS

Bloch et al., A Randomized, Controlled Crossover Trial of Two Oral Appliances for Sleep Apnea Treatment. *Am J Respir Crit Care Med.* Jul. 2000;162(1):246-251.

(Continued)

Primary Examiner — Wan Laymon

(74) *Attorney, Agent, or Firm* — Greer, Burns & Crain, LTD.; Gregory P. Einhorn

(57) **CLAIM**

The ornamental design for an mandibular advancement device with comfort bumps, as shown and described.

DESCRIPTION

FIG. 1 is a top perspective view of the presently disclosed mandibular advancement device with comfort bumps.

FIG. 2 is a bottom perspective view of the presently disclosed mandibular advancement device with comfort bumps.

FIG. 3 is a front view of the presently disclosed mandibular advancement device with comfort bumps.

FIG. 4 is a back view of the presently disclosed mandibular advancement device with comfort bumps.

FIG. 5 is a right side view of the presently disclosed mandibular advancement device with comfort bumps.

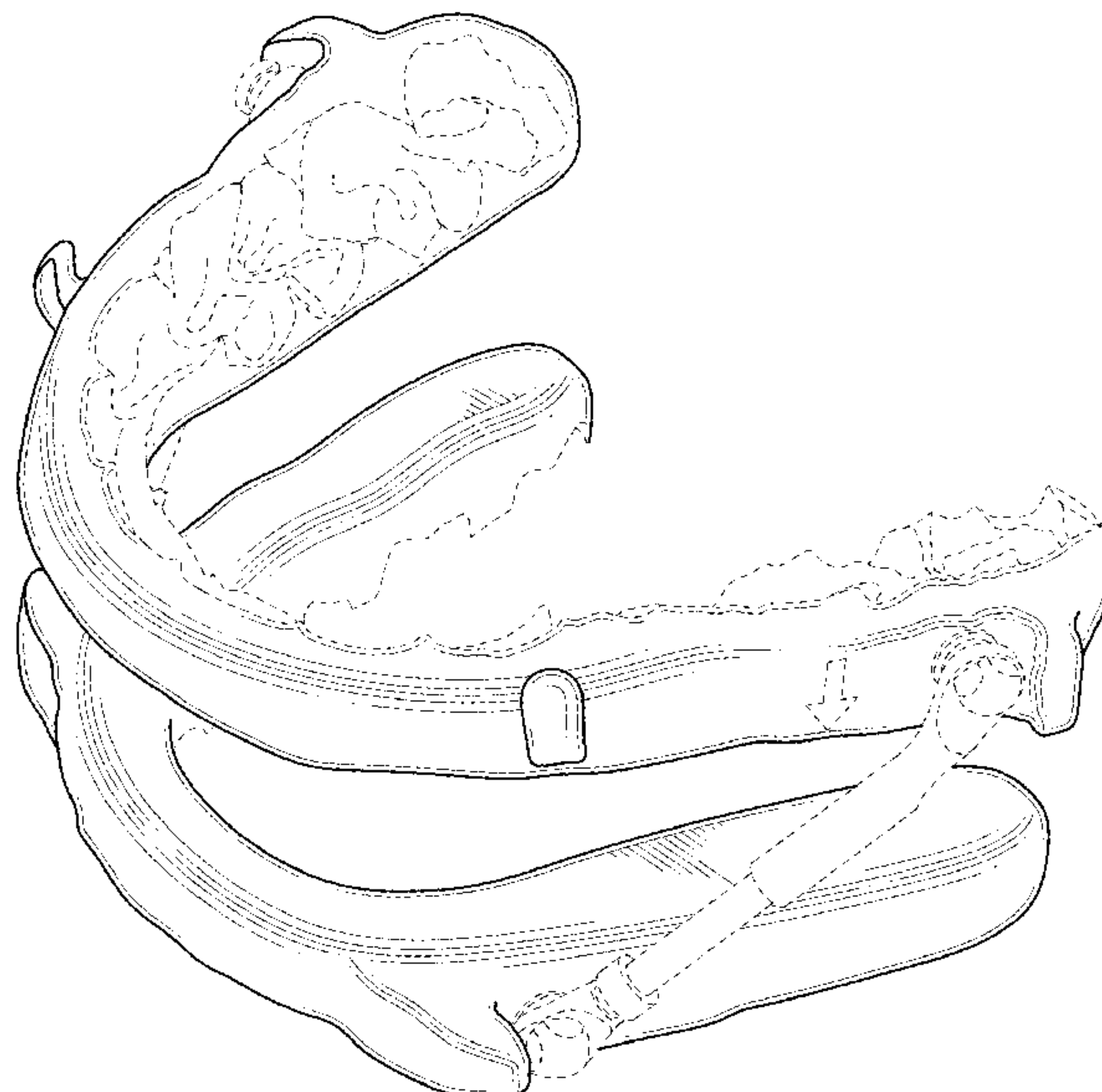
FIG. 6 is a left side view of the presently disclosed mandibular advancement device with comfort bumps.

FIG. 7 is a top view of the presently disclosed mandibular advancement device with comfort bumps; and,

FIG. 8 is a bottom view of the presently disclosed mandibular advancement device with comfort bumps.

The broken line in the drawings is included for the purpose of illustrating portions of the mandibular advancement device with comfort bumps and forms no part of the claimed design.

1 Claim, 8 Drawing Sheets



(56)

References Cited

U.S. PATENT DOCUMENTS

4,742,464 A 5/1988 Duret et al.
 5,121,333 A 6/1992 Riley et al.
 5,121,334 A 6/1992 Riley et al.
 5,313,960 A 5/1994 Tomasi
 5,352,116 A 10/1994 West
 5,365,945 A 11/1994 Halstrom
 5,427,117 A 6/1995 Thornton
 5,499,633 A * 3/1996 Fenton A61F 5/566
 128/848
 5,566,683 A 10/1996 Thornton
 5,868,138 A 2/1999 Halstrom
 6,041,784 A 3/2000 Halstrom
 6,055,986 A 5/2000 Meade
 6,089,864 A 7/2000 Buckner et al.
 6,161,542 A 12/2000 Halstrom
 6,413,082 B2 7/2002 Binder
 6,418,933 B1 7/2002 Strong
 6,516,805 B1 2/2003 Thornton
 6,526,982 B1 3/2003 Strong
 6,604,527 B1 8/2003 Palmisano
 6,729,335 B1 5/2004 Halstrom
 7,013,191 B2 3/2006 Rubbert et al.
 7,027,642 B2 4/2006 Rubbert et al.
 7,146,982 B2 12/2006 Mousselon et al.
 7,461,046 B2 12/2008 Byington et al.
 7,637,262 B2 12/2009 Bailey
 D639,440 S 6/2011 Raad
 8,001,973 B2 8/2011 Sotos et al.
 8,025,063 B2 9/2011 Sotos et al.
 8,037,886 B2 10/2011 Sotos et al.
 8,136,529 B2 3/2012 Kelly
 8,160,899 B2 4/2012 Rhodes
 8,205,617 B2 6/2012 Scarberry et al.
 8,215,312 B2 7/2012 Garabadian et al.
 8,226,569 B2 7/2012 Sotos et al.
 8,267,093 B2 9/2012 Marie-Catherine
 8,312,884 B2 11/2012 Fuselier
 8,517,029 B2 8/2013 Nelissen
 8,646,454 B1 2/2014 Moses et al.
 8,646,455 B2 2/2014 Webster et al.
 8,671,946 B2 3/2014 Thornton
 8,881,733 B1 11/2014 Harkins
 D739,028 S * 9/2015 Stein D24/180
 9,585,785 B2 * 3/2017 Hofmann A61F 5/566
 9,615,964 B2 4/2017 Rogers
 9,744,006 B2 * 8/2017 Ross A61C 7/08
 9,808,327 B1 11/2017 Kim et al.
 9,820,882 B2 11/2017 Liptak et al.
 9,949,868 B2 4/2018 Kim et al.
 10,213,280 B2 2/2019 Kim et al.
 10,242,157 B1 3/2019 Suda et al.
 D870,894 S * 12/2019 Ross D24/181
 D872,281 S * 1/2020 Brauteseth D24/181
 10,575,981 B2 * 3/2020 Rayek A61C 7/08
 10,660,783 B2 * 5/2020 Hofmann A61F 5/566
 2001/0002310 A1 5/2001 Chishti et al.
 2002/0042725 A1 4/2002 Mayaud
 2002/0059049 A1 5/2002 Bradbury et al.
 2003/0078813 A1 4/2003 Haskell et al.
 2003/0078911 A1 4/2003 Haskell et al.
 2004/0078227 A1 4/2004 Morris
 2004/0088317 A1 5/2004 Fabrick et al.
 2004/0122703 A1 6/2004 Walker et al.
 2004/0197727 A1 10/2004 Sachdeva et al.
 2004/0243481 A1 12/2004 Bradbury et al.
 2005/0027172 A1 2/2005 Benavides et al.
 2005/0089822 A1 4/2005 Geng
 2005/0131738 A1 6/2005 Morris
 2006/0093982 A1 5/2006 Wen
 2006/0282288 A1 12/2006 Rodriguez et al.
 2007/0015111 A1 1/2007 Kopelman et al.
 2007/0026363 A1 2/2007 Lehmann et al.
 2007/0183572 A1 8/2007 Drummond et al.
 2007/0244718 A1 10/2007 Arnone et al.
 2007/0283967 A1 12/2007 Bailey

2008/0033754 A1 2/2008 Smith et al.
 2008/0064008 A1 3/2008 Schmitt
 2008/0090207 A1 4/2008 Rubbert
 2008/0140371 A1 6/2008 Warner
 2008/0176189 A1 7/2008 Stonisch
 2008/0189139 A1 8/2008 Sachdeva et al.
 2008/0208913 A1 8/2008 Lemchen
 2008/0228303 A1 9/2008 Schmitt
 2008/0270175 A1 10/2008 Rodriguez et al.
 2008/0286712 A1 11/2008 Imgrund et al.
 2008/0312953 A1 12/2008 Claus
 2009/0017410 A1 1/2009 Raby et al.
 2009/0171696 A1 7/2009 Allard et al.
 2009/0177124 A1 7/2009 Silwa et al.
 2009/0298017 A1 12/2009 Boerjes et al.
 2010/0036682 A1 2/2010 Trosien et al.
 2010/0316973 A1 12/2010 Remmers et al.
 2011/0005526 A1 1/2011 Garabadian et al.
 2011/0005527 A1 1/2011 Andrew et al.
 2011/0017220 A1 1/2011 Lindsay et al.
 2011/0155143 A1 6/2011 Shantha
 2011/0308531 A1 12/2011 Grosky
 2012/0015316 A1 1/2012 Sachdeva et al.
 2012/0064485 A1 3/2012 Chun et al.
 2012/0065756 A1 3/2012 Rubbert et al.
 2012/0148985 A1 6/2012 Jung et al.
 2012/0177456 A1 7/2012 Jung et al.
 2012/0179482 A1 7/2012 Garms et al.
 2012/0199136 A1 8/2012 Urbano
 2012/0227750 A1 9/2012 Tucker
 2013/0014765 A1 1/2013 Meade
 2013/0269712 A1 10/2013 Awde
 2014/0076332 A1 3/2014 Luco
 2014/0090652 A1 4/2014 Hakimi
 2014/0095200 A1 4/2014 Bostock
 2014/0120489 A1 5/2014 Klein et al.
 2014/0255873 A1 9/2014 Bullis et al.
 2014/0326253 A1 11/2014 Baratier et al.
 2014/0332011 A1 11/2014 Turek
 2014/0352700 A1 12/2014 Ingemarsson-Matzen
 2014/0352701 A1 12/2014 Ingemarsson-Matzen
 2015/0007830 A1 1/2015 Remmers
 2015/0074993 A1 3/2015 Warden et al.
 2015/0101614 A1 4/2015 Quaka et al.
 2015/0149212 A1 5/2015 Rolia et al.
 2015/0157491 A1 6/2015 Hofmann
 2015/0223969 A1 8/2015 Smith
 2015/0238345 A1 8/2015 Decker et al.
 2015/0245890 A1 9/2015 Wouters et al.
 2015/0282904 A1 10/2015 Fisker
 2016/0074207 A1 3/2016 Choi
 2016/0184129 A1 6/2016 Liptak et al.
 2016/0270886 A1 9/2016 Schulter et al.
 2016/0374784 A1 12/2016 Joshi
 2017/0143537 A1 * 5/2017 Kim A61C 7/08
 2020/0222227 A1 * 7/2020 Shim A61F 5/566

FOREIGN PATENT DOCUMENTS

EP 3487439 5/2019
 EP 3487444 5/2019
 GB 2494935 A 3/2013
 KR 20130029183 A 3/2013
 KR 20130111848 A 10/2013
 KR 101654279 B1 9/2016
 WO 2013102095 A1 7/2013
 WO 2013124452 A1 8/2013
 WO 2015103084 A1 7/2015
 WO 2018017488 A1 1/2018
 WO 2018017500 A1 1/2018

OTHER PUBLICATIONS

Demko, 2013 Oregon Dental Conference, "Course 3106: Obstructive Sleep Apnea: A Whirlwind Tour". Lecture Slides; Apr. 4, 2013 (39 pages total).

(56)

References Cited

OTHER PUBLICATIONS

Fritsch et al., Side Effects of Mandibular Advancement Devices for Sleep Apnea Treatment. *Am J Respir Crit Care Med.* Sep. 1, 2001;164(5):813-818.

Lin and Lee, Patents Analysis and Design Suggestions for the Mandibular Advancement Devices. *Taiwan International Journal of Medical and Biological Sciences*, 2012;6:103-108.

Lowe, "Dental Appliances for the Treatment of Snoring and Obstructive Sleep Apnea". Ch. 69 in *Principles and Practice of Sleep Medicine*, 2nd Ed.; edited by Kryger et al., c 1994 by W.B. Saunders Company, Philadelphia, pp. 722-735.

Mehta et al., A Randomized Controlled Study of a Mandibular Advancement Splint for Obstructive Sleep Apnea. *Am J Respir Crit Care Med.* May 2001;163(6):1457-1461.

Nordstrom, The NorSnor-2. c Jun. 1994:3 pages.

O'Sullivan et al., Mandibular Advancement Splint: An Appliance to Treat Snoring and Obstructive Sleep Apnea. *Am J Respir Crit Care Med.* Jan. 1995; 151(1):194-198.

Tan et al., Mandibular Advancement Splints and Continuous Positive Airway Pressure in Patients with Obstructive Sleep Apnoea; A Randomized Cross-Over Trial *Eur J Orthod.* Jun. 2002;24(3):239-249.

Vela-Hernandez et al., Clinical management of the Herbst Occlusal Hinge appliance. *J Clin Orthod.* Nov. 2004;38(11):590-599.

Wahl, *Orthodontics in 3 Millenia*_ Chapter 9: Functional Appliances to Midcentury. *Am J Orthod Dentofacial Orthop.* Jun. 2006;129(6):829-833.

* cited by examiner

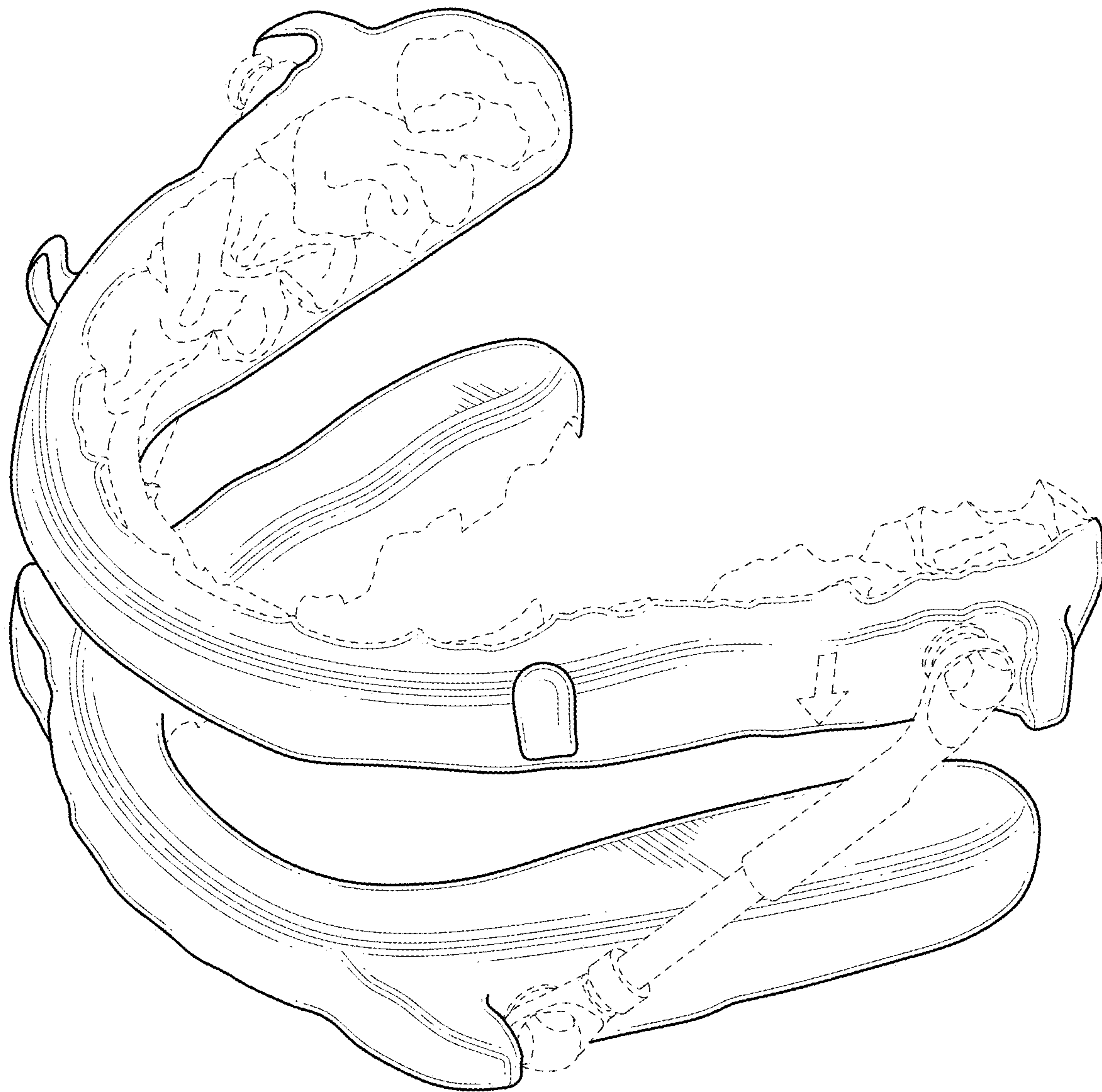


FIG. 1

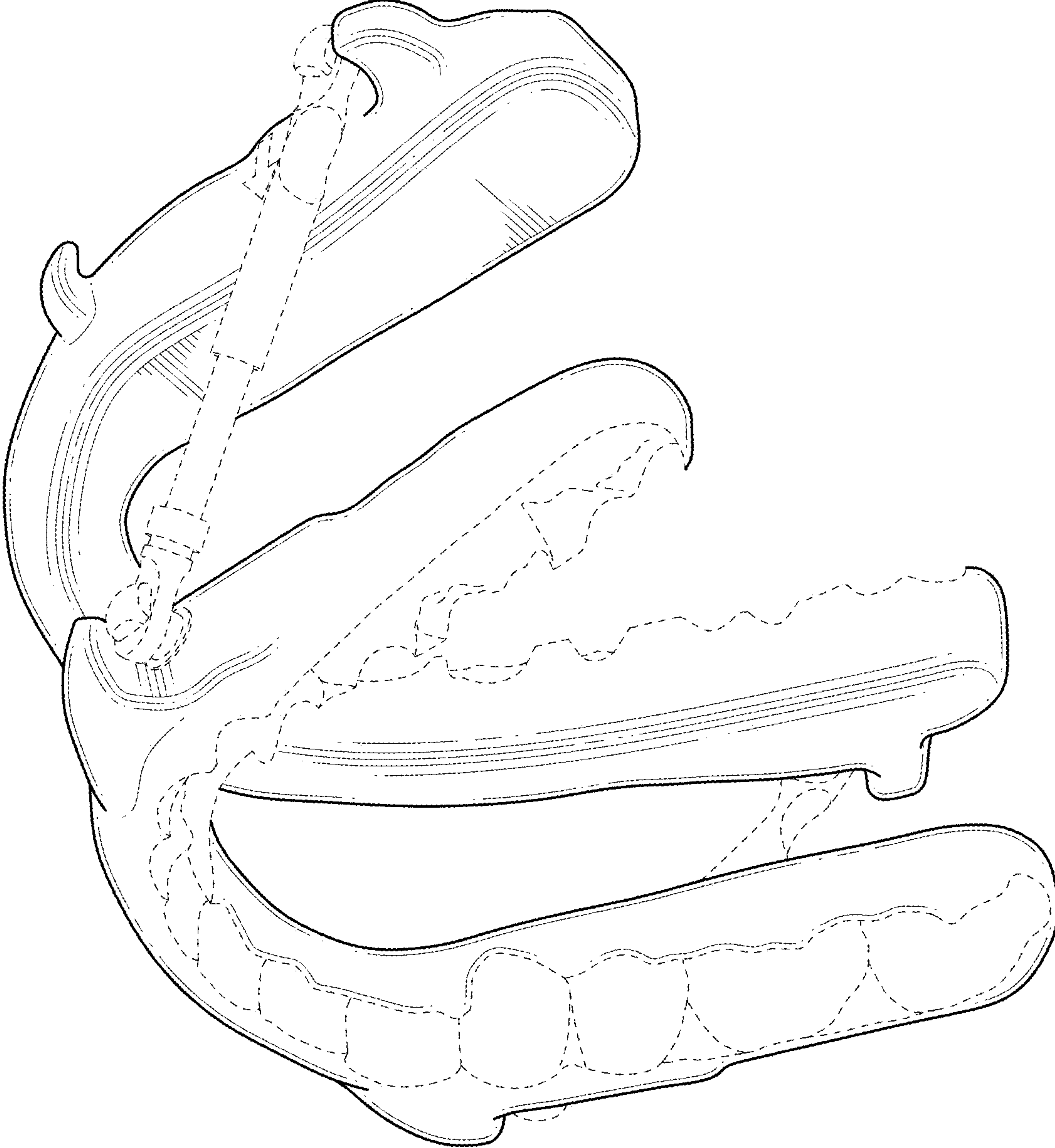


FIG.2

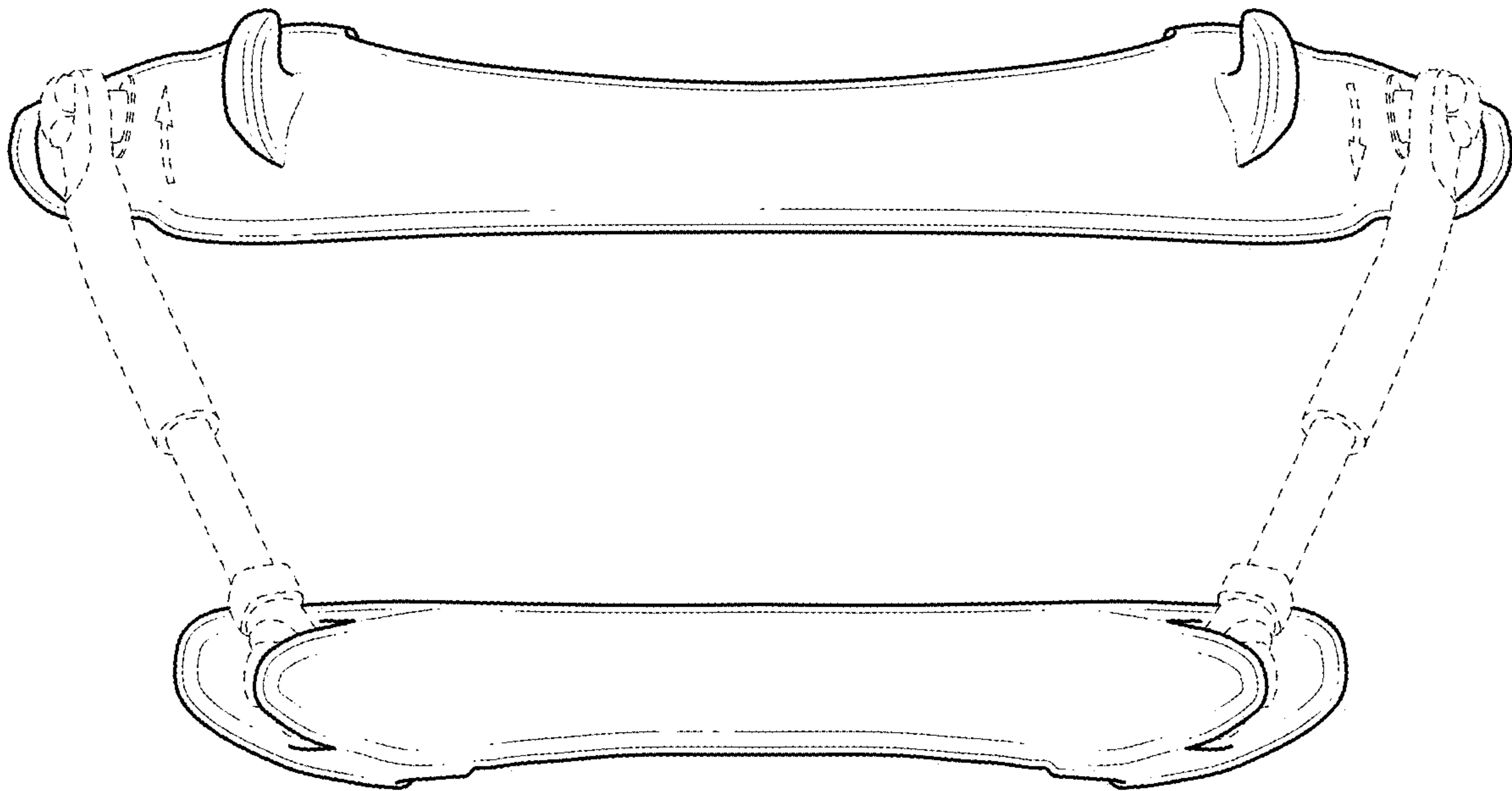


FIG. 3

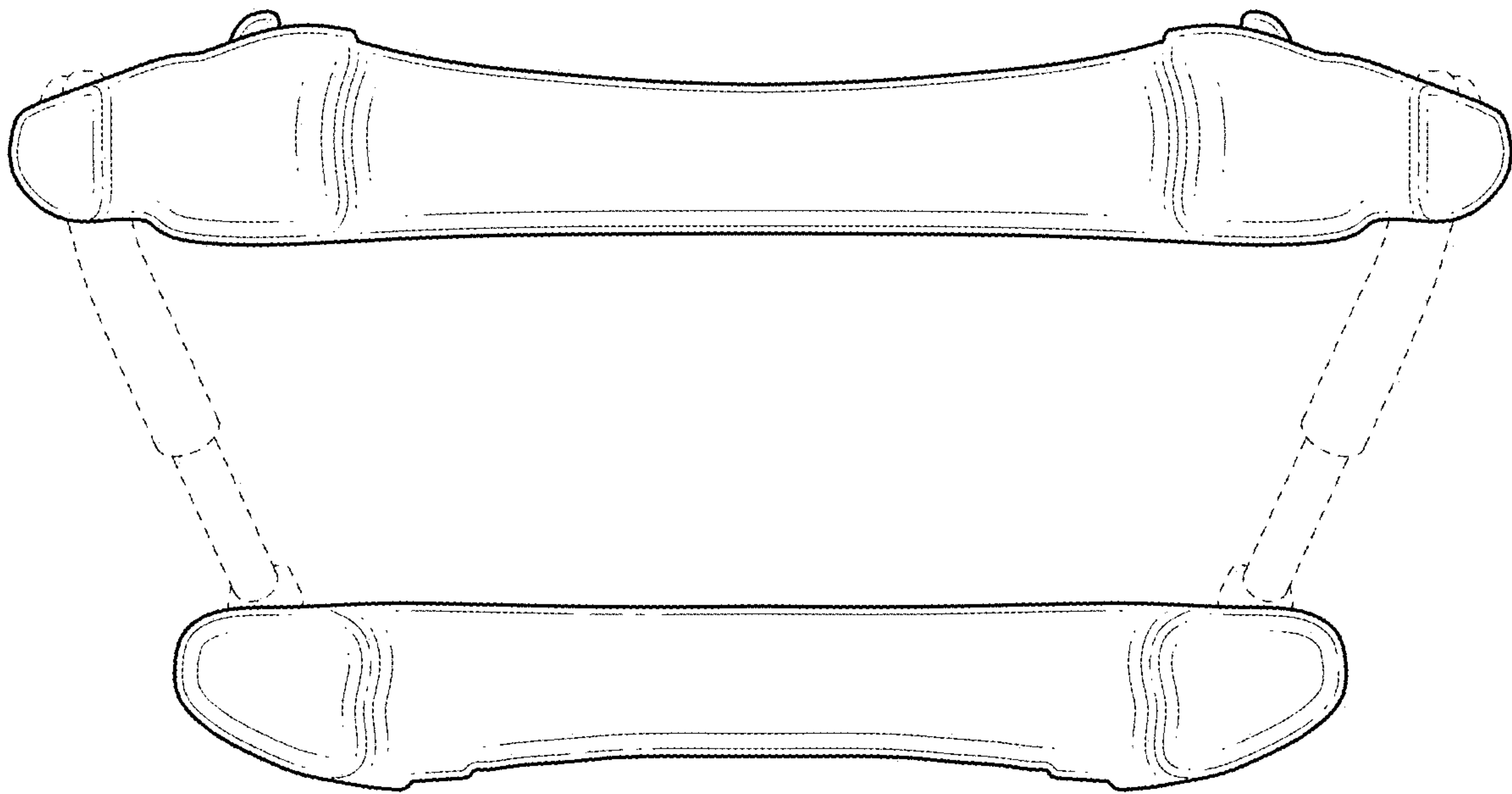


FIG.4

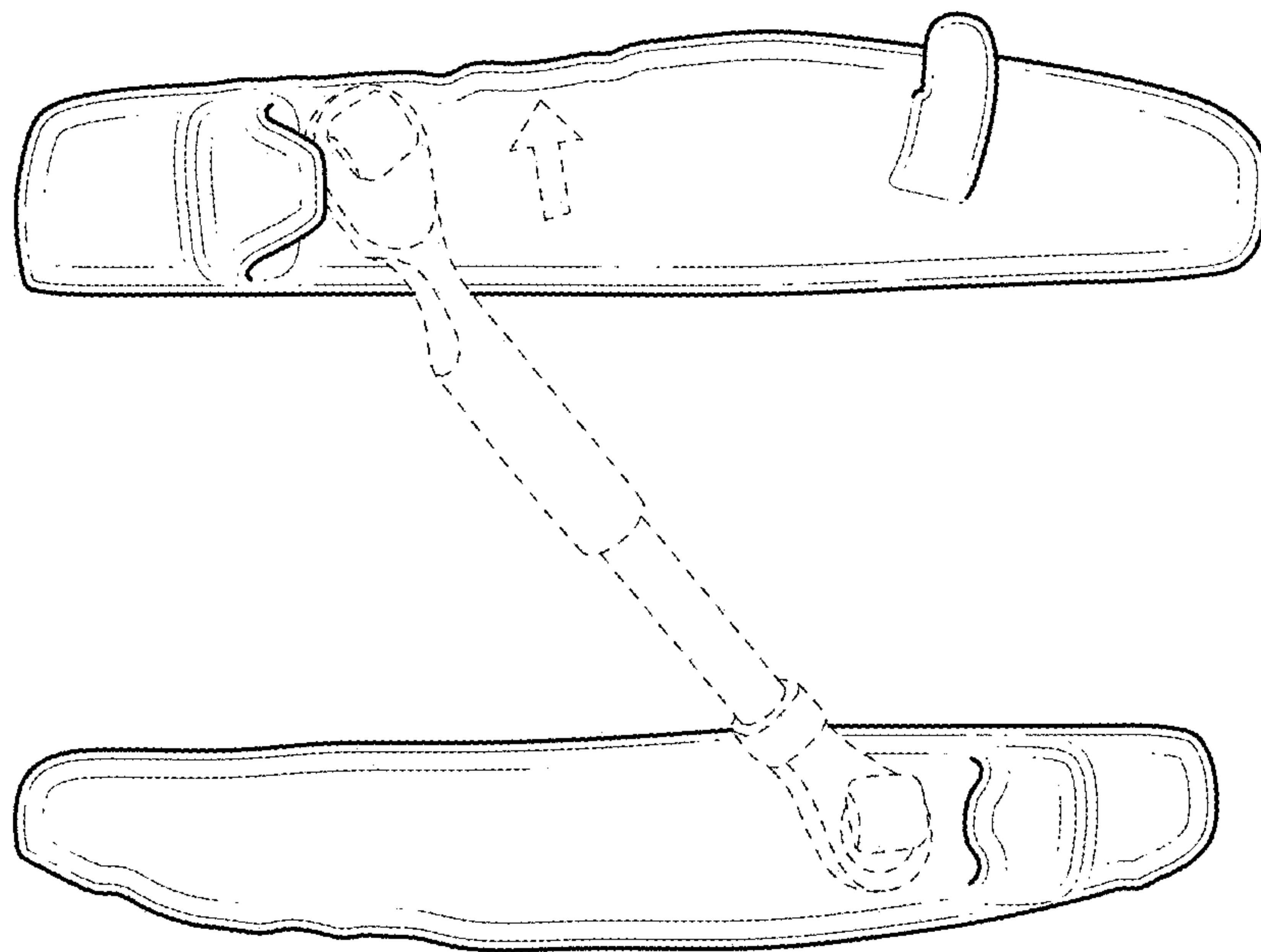


FIG. 5

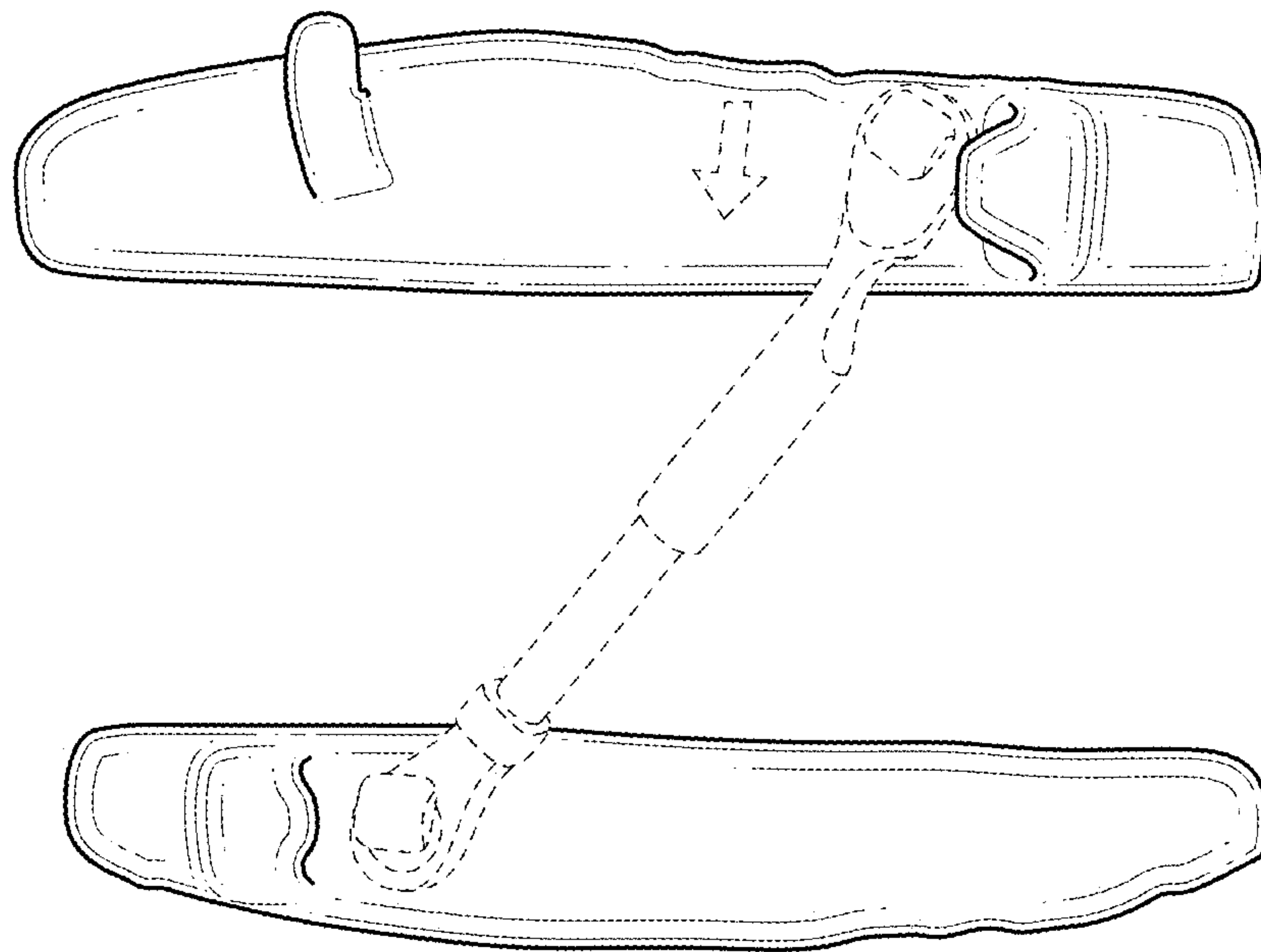


FIG.6

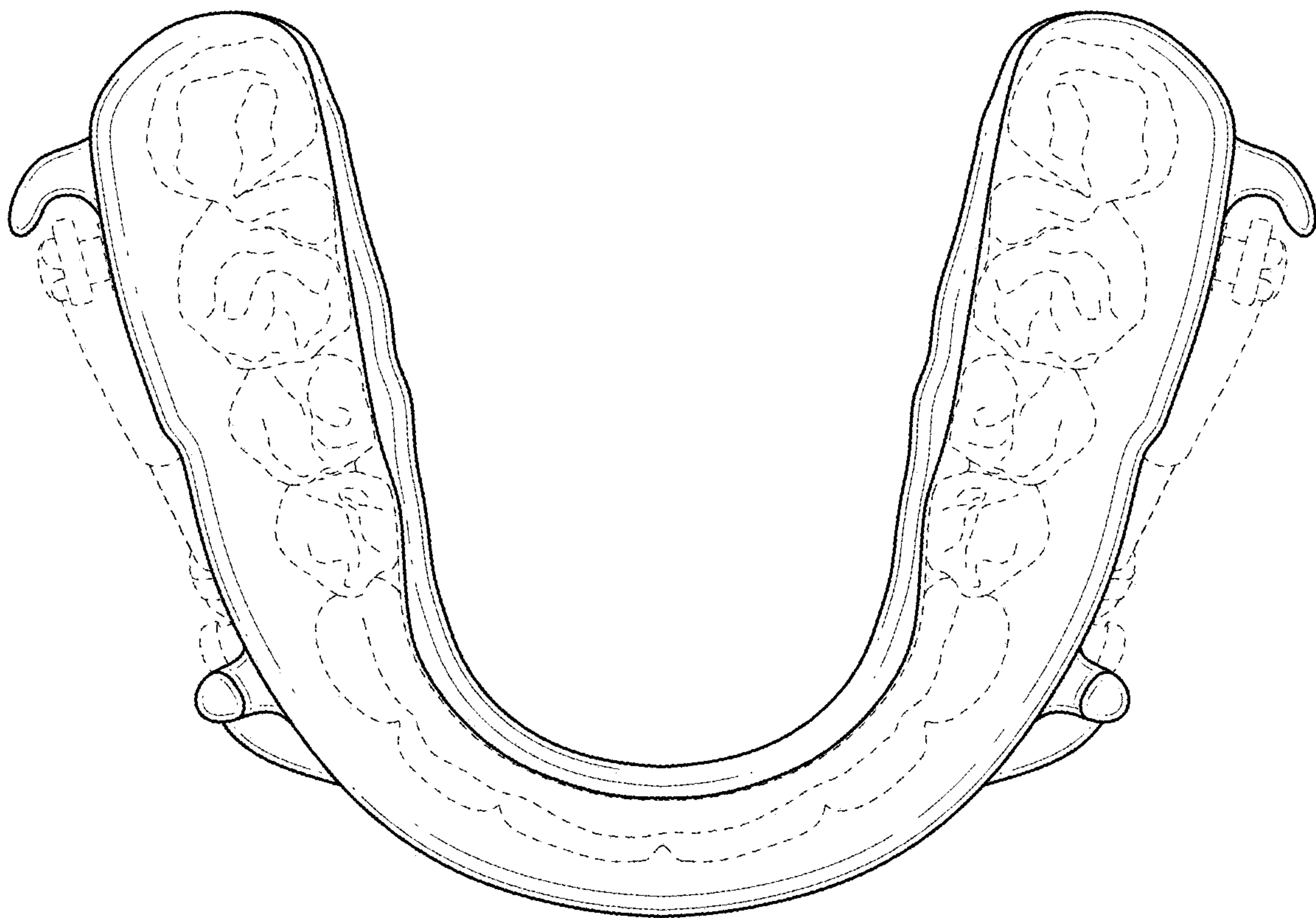


FIG. 7

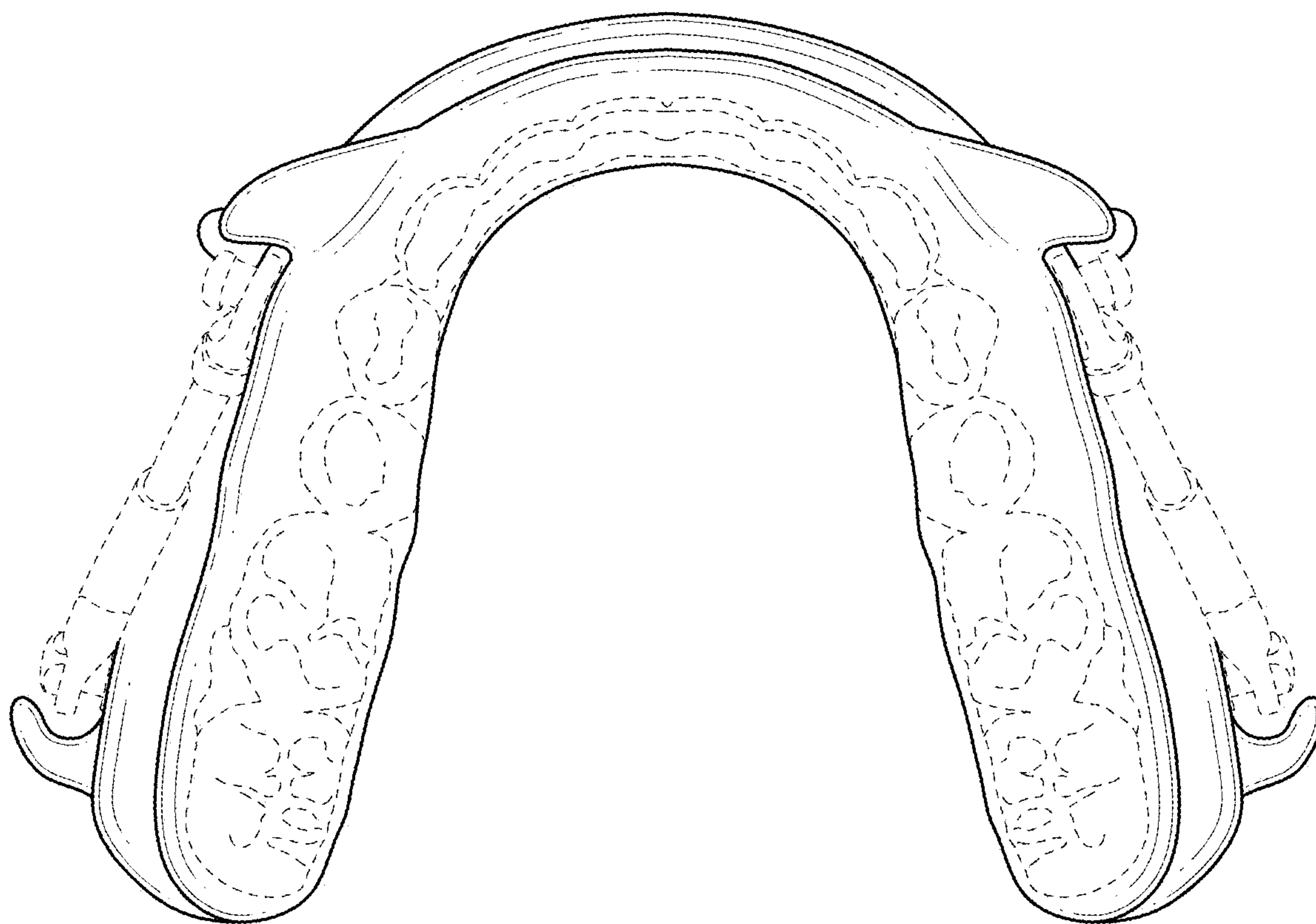


FIG.8