



US00D932624S

(12) **United States Design Patent**  
**Dacosta et al.**

(10) **Patent No.:** **US D932,624 S**  
(45) **Date of Patent:** **\*\* Oct. 5, 2021**

(54) **INTRAMEDULLARY FASTENER**

FOREIGN PATENT DOCUMENTS

(71) Applicant: **Paragon 28, Inc.**, Englewood, CO (US)

WO 2011072249 6/2011  
WO 2012033836 3/2012

(72) Inventors: **Albert Dacosta**, Lone Tree, CO (US);  
**Frank Bono**, Castle Rock, CO (US);  
**Michael Houghton**, Fort Collins, CO (US);  
**Thomas San Giovanni**, Miami, FL (US);  
**Thomas Chang**, Santa Rosa, CA (US);  
**James T. Clancy**, Atlantis, FL (US);  
**Eric Lintula**, Parker, CO (US)

OTHER PUBLICATIONS

International Search Report and Written Opinion of the International Searching Authority for PCT/US2014/027086, Sep. 10, 2014, 9 pages.

(Continued)

*Primary Examiner* — Samantha Q Lawrence

(73) Assignee: **Paragon 28, Inc.**, Englewood, CO (US)

(74) *Attorney, Agent, or Firm* — Heslin Rothenberg Farley & Mesiti PC

(\*\*) Term: **15 Years**

(57) **CLAIM**

(21) Appl. No.: **29/760,746**

The ornamental design for an intramedullary fastener, as shown and described.

(22) Filed: **Dec. 3, 2020**

**Related U.S. Application Data**

**DESCRIPTION**

(63) Continuation of application No. 29/627,076, filed on Nov. 22, 2017, now Pat. No. Des. 904,616, which is (Continued)

FIG. 1 is a front perspective view of an intramedullary fastener showing the new design;  
FIG. 2 is a back perspective view of the design of FIG. 1;  
FIG. 3 is a sectional view the design of FIG. 1 taken along line 3-3 of FIG. 1;  
FIG. 4 is a sectional view the design of FIG. 1 taken along line 4-4 of FIG. 2;  
FIG. 5 is a top view of the design of FIG. 1;  
FIG. 6 is a bottom view of the design of FIG. 1;  
FIG. 7 is a left elevational view of the design of FIG. 1;  
FIG. 8 is a right elevational view of the design of FIG. 1;  
FIG. 9 is a front elevational view the design of FIG. 1; and  
FIG. 10 is a back elevational view the design of FIG. 1.  
The broken lines shown in FIGS. 1-8 illustrate portions of the intramedullary fastener that form no part of the claimed design.

(51) **LOC (13) Cl.** ..... **24-03**

(52) **U.S. Cl.**  
USPC ..... **D24/155**

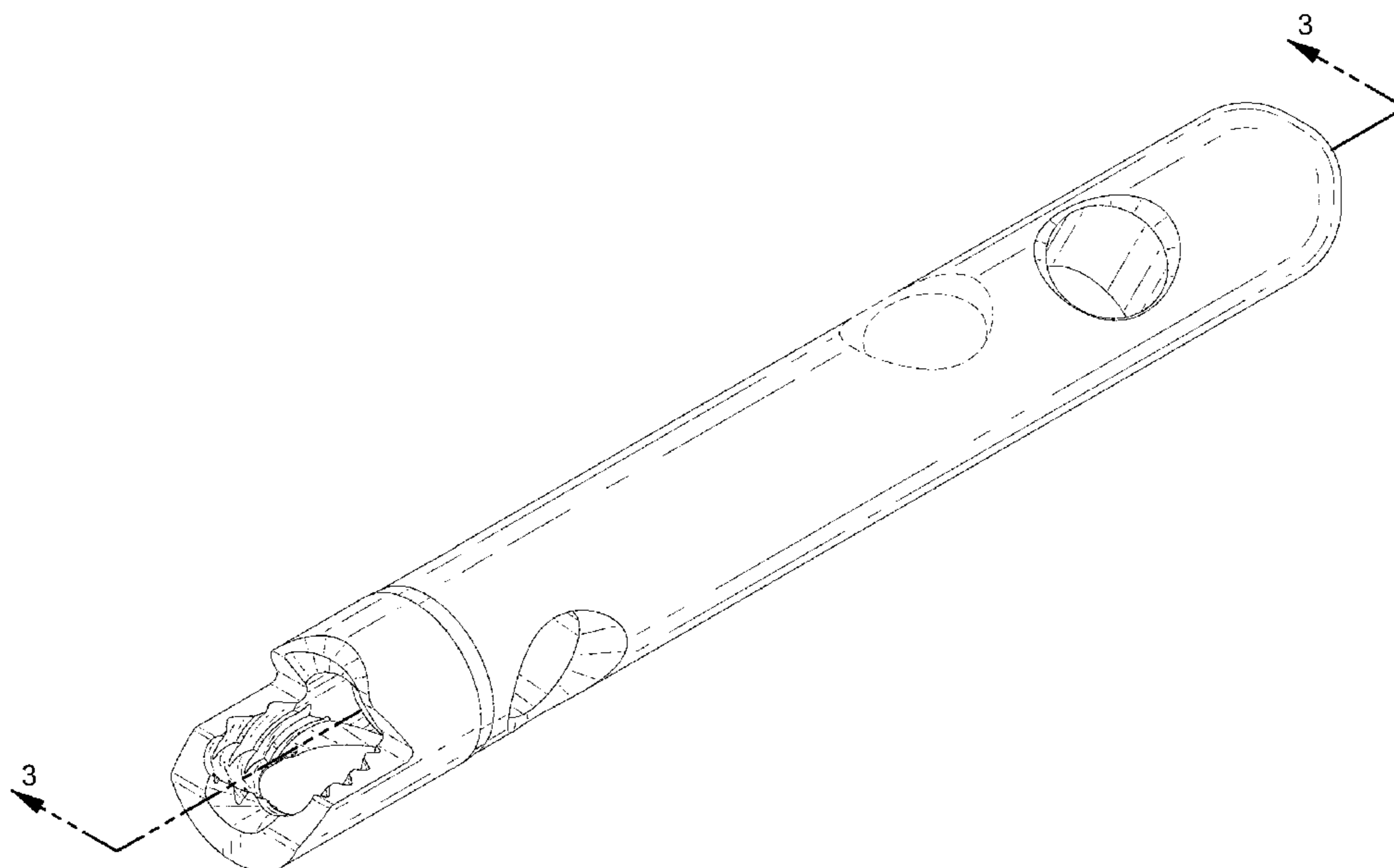
(58) **Field of Classification Search**  
USPC ..... D24/127, 130, 133, 146, 147, 119, 100,  
D24/104, 108, 109, 110, 111, 117, 118,  
(Continued)

(56) **References Cited**

**U.S. PATENT DOCUMENTS**

4,875,475 A 10/1989 Comte et al.  
5,235,031 A 8/1993 Drysdale et al.  
(Continued)

**1 Claim, 5 Drawing Sheets**



**Related U.S. Application Data**

a continuation-in-part of application No. 14/776,418, filed on Sep. 14, 2015, now Pat. No. 9,907,562.

(58) **Field of Classification Search**

USPC ..... D24/132, 222, 137, 138, 155, 156, 157; D4/114, 132, 137, 138; D28/7; D32/45, D32/51; D16/130, 132, 136  
 CPC ..... A61B 17/1725; A61B 17/1739; A61B 17/1775; A61B 17/68; A61B 17/7241; A61B 17/7291; A61B 17/8685; A61B 17/1717; A61B 17/1782; A61B 17/70; A61B 17/7208; A61B 17/7225; A61B 17/8605; A61B 17/8625; A61B 17/863; A61B 17/8635; A61B 17/864; A61B 17/88; A61B 2090/062; A61C 8/0022; A61C 8/0025; A61C 8/00; A61C 8/0089; A61F 2/4611; A61F 2002/2835; A61F 2002/4649; A61F 2230/0004; F16B 5/0275

See application file for complete search history.

(56) **References Cited**

U.S. PATENT DOCUMENTS

5,352,228 A 10/1994 Kummer  
 5,398,690 A 3/1995 Batten et al.  
 5,629,976 A 5/1997 Loke et al.  
 6,010,502 A \* 1/2000 Bagby ..... A61F 2/446  
 606/247  
 6,135,772 A \* 10/2000 Jones ..... A61C 8/00  
 433/174  
 D536,453 S \* 2/2007 Young ..... D24/155  
 D562,454 S \* 2/2008 Rassoli ..... D24/156

7,699,613 B2 \* 4/2010 Niznick ..... A61C 8/0025  
 433/174  
 D665,082 S \* 8/2012 Milford ..... D24/155  
 D722,380 S 2/2015 Palmer et al.  
 9,603,640 B2 \* 3/2017 Palmer ..... A61B 17/8635  
 D790,064 S \* 6/2017 Saltell ..... D24/156  
 D868,254 S \* 11/2019 Lintula ..... D24/155  
 D882,089 S \* 4/2020 DaCosta ..... D24/155  
 10,617,529 B2 \* 4/2020 Surma ..... A61B 17/1782  
 10,631,905 B2 \* 4/2020 Asfora ..... A61B 17/8625  
 D904,616 S \* 12/2020 DaCosta ..... D24/155  
 2004/0215204 A1 10/2004 Davison  
 2005/0277936 A1 12/2005 Siravo et al.  
 2006/0100623 A1 5/2006 Pennig  
 2007/0123873 A1 5/2007 Czartoski et al.  
 2007/0255283 A1 11/2007 Ekholm et al.  
 2008/0065076 A1 \* 3/2008 Gragg ..... A61F 2/442  
 606/261  
 2009/0157077 A1 6/2009 Larsen  
 2009/0248024 A1 10/2009 Edwards  
 2010/0036440 A1 \* 2/2010 Morris ..... A61B 17/702  
 606/320  
 2011/0054475 A1 3/2011 Metzinger  
 2011/0282346 A1 11/2011 Pham  
 2012/0197254 A1 8/2012 Wolfe  
 2012/0209268 A1 8/2012 Overes  
 2012/0259333 A1 10/2012 Ritchey  
 2012/0330313 A1 \* 12/2012 Grady ..... A61B 17/7225  
 606/64  
 2013/0110119 A1 5/2013 Atkinson

OTHER PUBLICATIONS

International Preliminary Report on Patentability for PCT/US2014/027086, Sep. 15, 2015, 6 pages.  
 Partial Supplementary European Search Report for European Application No. 14769984.7 dated Nov. 9, 2016, 7 pages.

\* cited by examiner

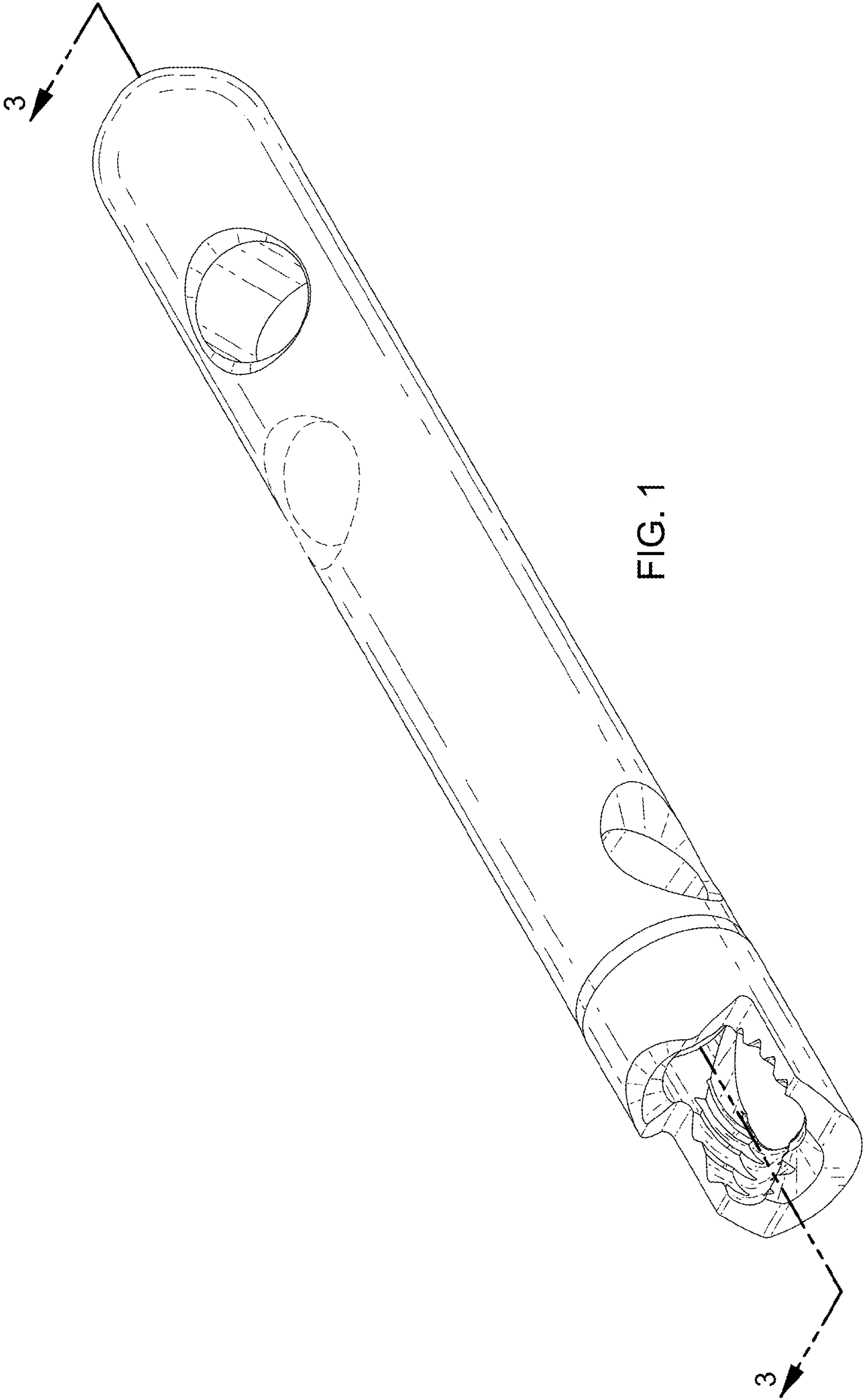


FIG. 1

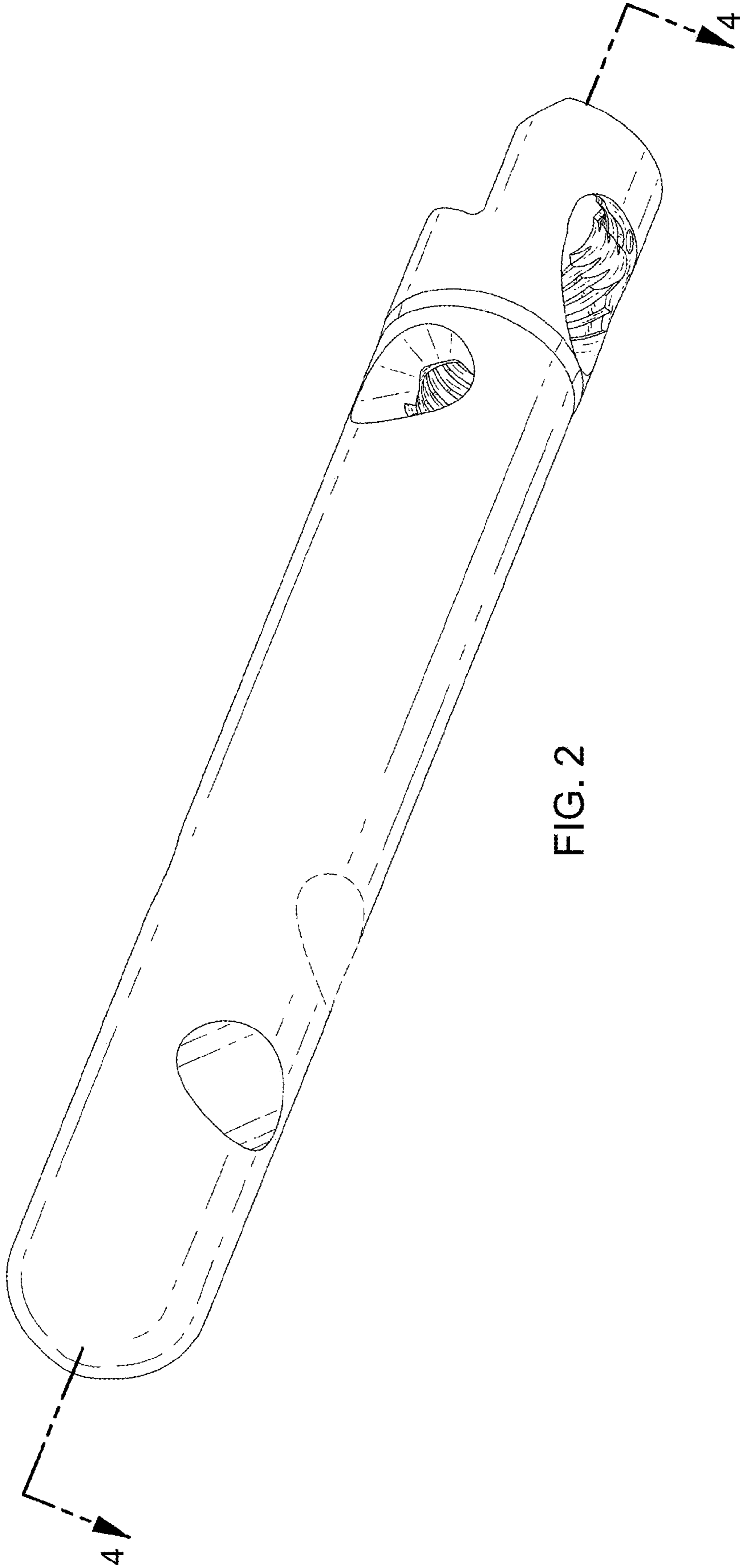


FIG. 2



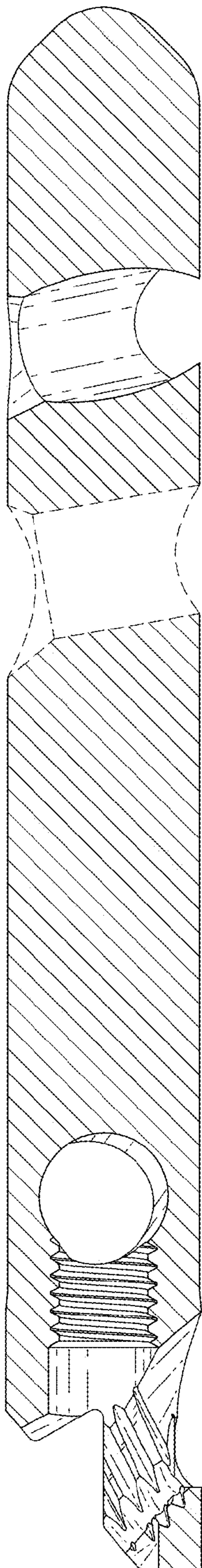


FIG. 3




FIG. 4

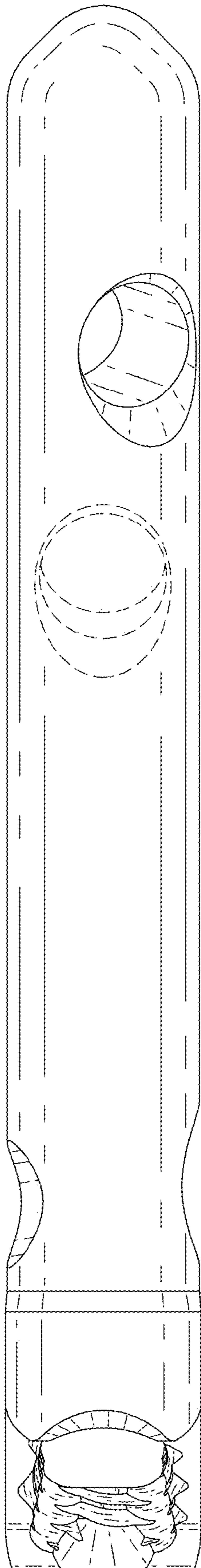


FIG. 5

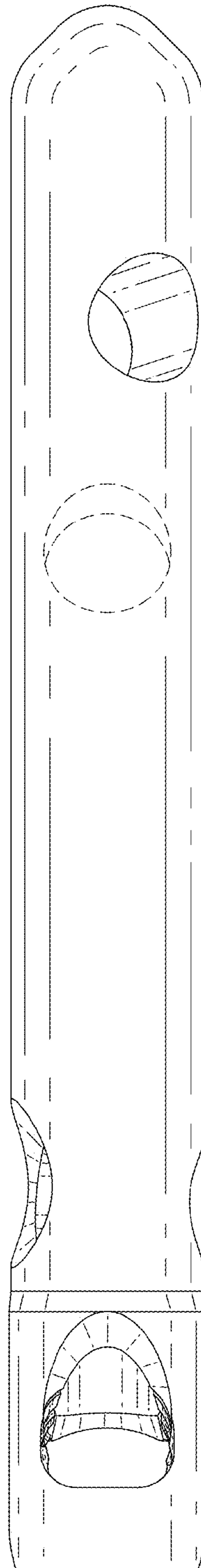


FIG. 6

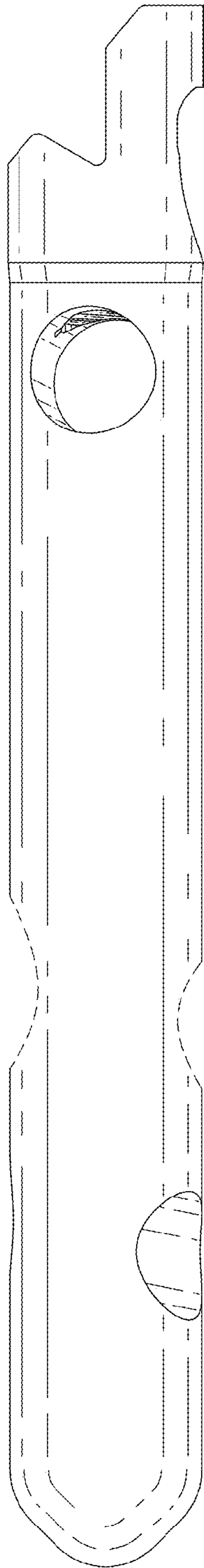


FIG. 7




FIG. 8

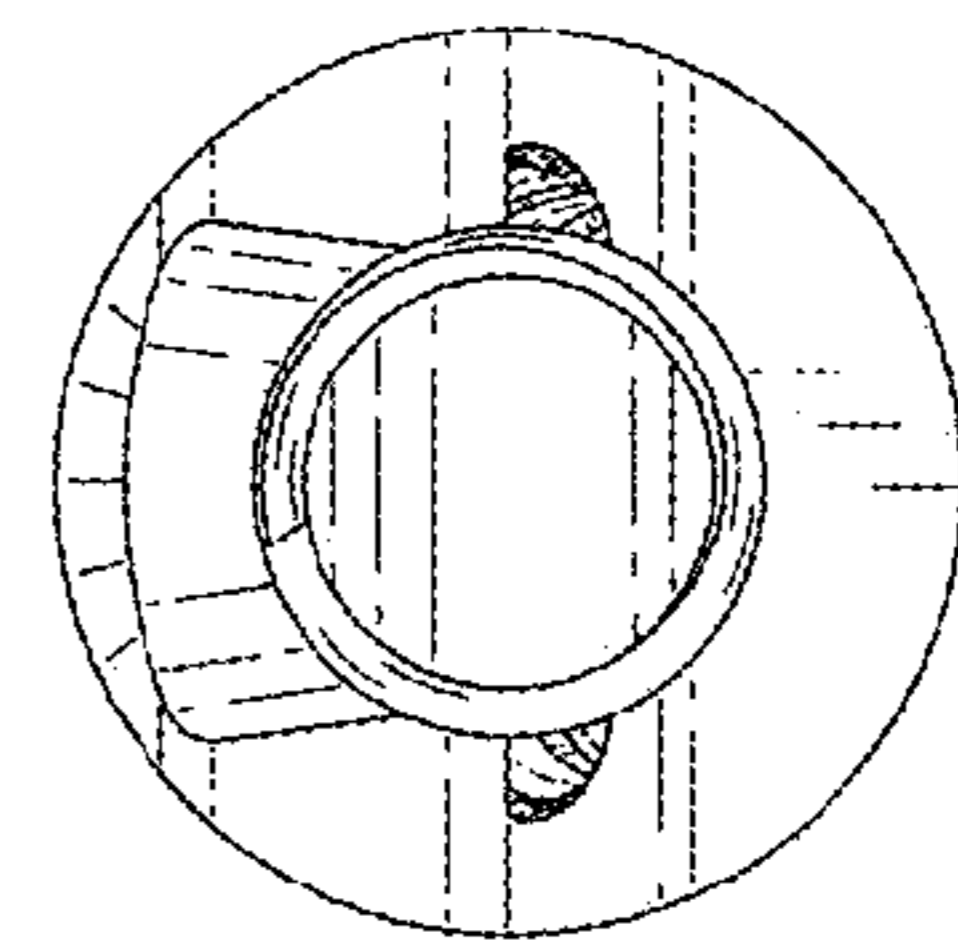


FIG. 9

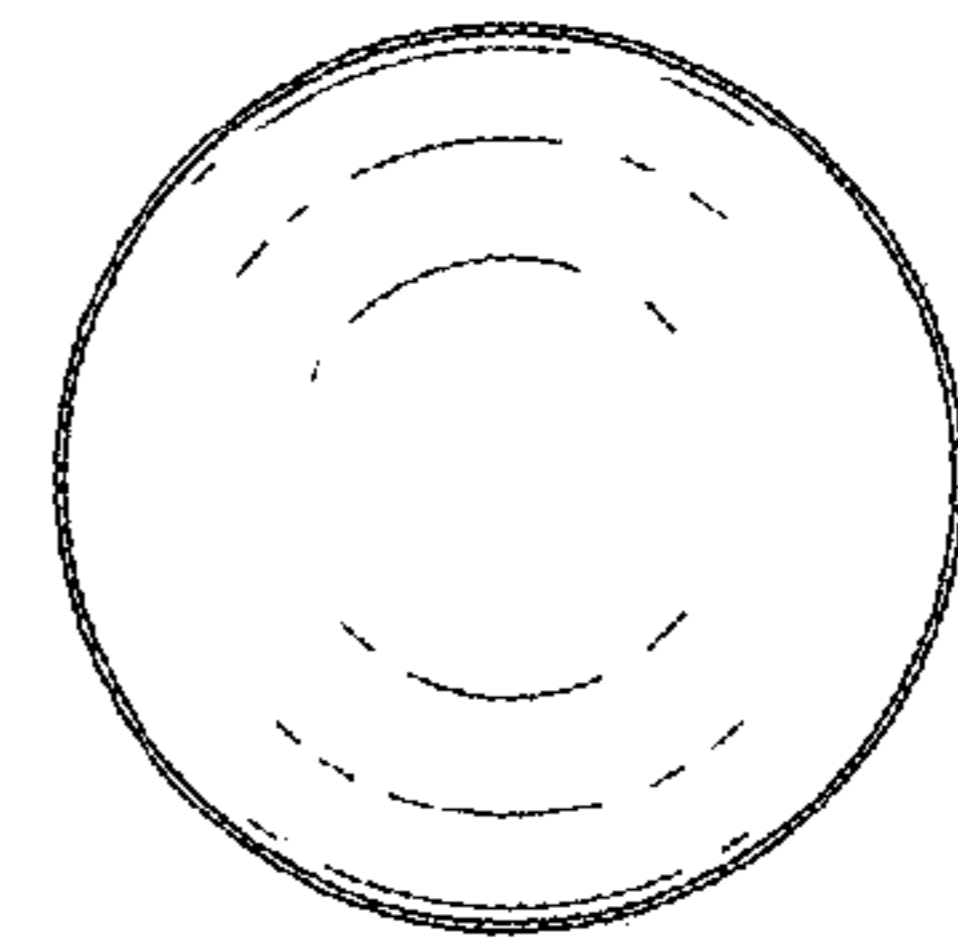


FIG. 10